COUNTY OF SAN MATEO

COUNTY OF SAN MATEO

Ione Yuen
San Mateo County
Department of Agriculture
728 Heller St.
Redwood City, CA 94064
(650) 363-4700
www.smcgov.org/agwm
SMateoAG@smcgov.org

Palos Verdes Peninsula schools suspend pesticide use after parents raise health concerns

By **Cynthia Washicko**, *The Daily Breeze*

POSTED: 03/02/17, 7:38 PM PST | UPDATED: 2 DAYS AGO

1 COMMENT

In the wake of complaints from parents about the use of pesticides to control the gopher population at some school fields, Palos Verdes Peninsula Unified School District officials have suspended the use of those chemicals and are considering whether to make further changes to their method of notifying parents.

Parents who feared their children may have been affected by the pesticides at several Peninsula elementary schools say they remain displeased about what they describe as a lack of communication from the school district.

Concerns were raised last week by parents after several students at schools where pesticides had been applied over Presidents Day weekend showed symptoms that included rashes and, in one case, difficulty

Reg
polycy
resource
the con
PVStat

Healthy Schools Act

It is all about the kids…There ought to be a law…

Healthy Schools Act

The Healthy School Act (HSA) Applies to:

- All public K-12 Schools
- All public and private child care centers

Healthy Schools Act

What is a school or child care site?

- A school or child care site includes all buildings or structures (including attics and crawl spaces), playgrounds, athletic fields, school vehicles or any other area of school property visited or used by pupils.

- Licensed family child care homes, where the owner/director <u>lives on site</u>, are <u>exempt</u> from the Healthy Schools Act.

THREE NEW REQUIREMENTS OF THE HEALTHY SCHOOLS ACT
DEVELOP IPM PLAN & IDENTIFY COORDINATOR
ANNUAL TRAINING
ANNUAL NOTICE
REGISTRY
INDIVIDUAL NOTICES
POSTING
KEEP RECORDS ONSITE
REPORT PESTICIDE USE
Making the grade on pest management.
CALIFORNIA SCHOOL IPM
EXISTING REQUIREMENTS THAT REMAIN UNCHANGED

Healthy Schools Act

- The Healthy Schools Act changed beginning on July 1, 2015. Now includes:

1. IPM plan
2. IPM training
3. Pesticide Reporting

Helping Schools Comply

Healthy Schools Act is responsibility of School Administration to notify parents, IPM Plan and keep records.

If you have child care or school facilities responsibilities, you may need to be the IPM manager and will need to provide the information and report the use of pesticides.

Helping Schools Comply

In order for school sites to comply with the HSA, they will need the following information from you:

A comprehensive list of the pesticides that you intend to use for each year.

Specific notification of each pesticide treatment at least 72 hours prior to school application and 120 hours prior for child care centers.

A copy of the pesticide application completion information which should include: product name, manufacturer's name, U.S. EPA registration number, date and areas of application, reason for application, and amount of pesticide used.

IPM Plan

- **New requirements-** the school or school district must adopt an **Integrated Pest Management Plan** in schools and day-care facilities.

IPM Plan

- IPM focuses on long-term prevention or suppression through combination of techniques :
- Monitoring
- Determining threshold levels
- Non-chemical preventions that make habitat less conducive to pest development

www.cdpr.ca.gov/schoolipm

- List of Pesticides prohibited from use in schools and child care facilities
- Video links for IPM for Schools for prevention, ants, cockroaches, etc. in English and Spanish
- Join e-mail list

Complete IPM training

- Anyone applying a pesticide to a school site must take a **DPR-approved IPM course annually** beginning July 1, 2016.

California Environmental Protection Agency
dpr Department of Pesticide Regulation

Complete IPM training

Includes:

- **Teachers** who use sanitizing wipes, kitchen counter cleaner, disinfectants
- **Custodians** who use sanitizers or disinfectants
- **Groundskeepers** who apply herbicides or other pesticides.

IPM Training

Outside companies must complete a DPR approved IPM course:

- **Outside cleaning company** – if they use sanitizers or disinfectants
- **Pest Management Businesses** – if they use pesticides: insecticides, herbicides, fungicides.

IPM Training

DPR Required Training

- Online
- Free of charge
- At least an hour long
- Provide a certificate of completion

Other courses that are approved by DPR will be posted on the School IPM Training web page:

http://apps.cdpr.ca.gov/schoolipm/

www.cdpr.ca.gov/schoolipm

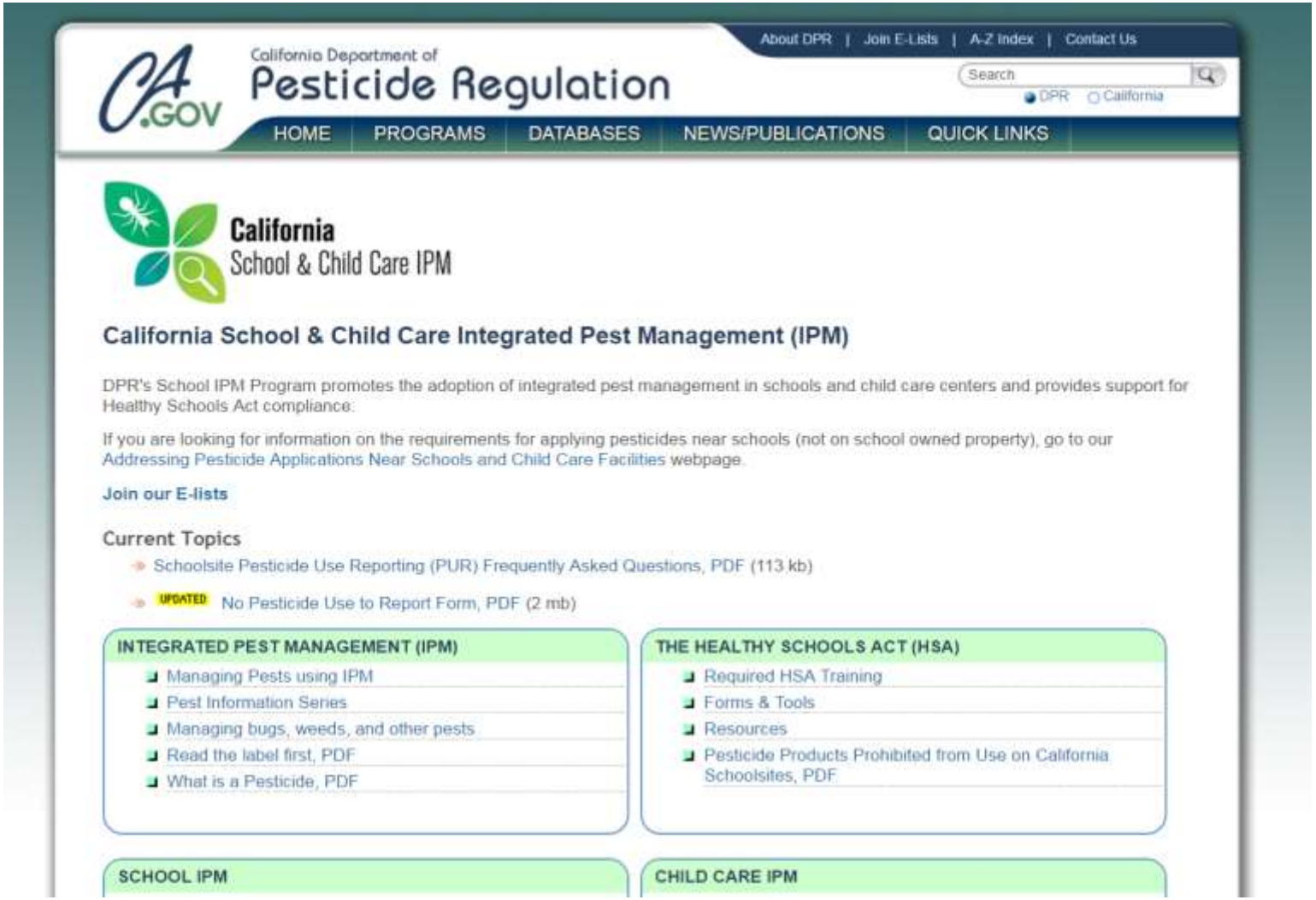

Advanced Course – Best Management Practices Around Children-
1 CE credit for DPR or SPCB

IPM Training

- If you want to create your own course, you may. The summary of requirements and instructions for DPR are available at http://apps.cdpr.ca.gov/schoolipm/training/hsa_required_course.pdf

Or e-mail school-ipm@cdpr.ca.gov

IPM Training

UC IPM Course:

http://ipm.ucanr.edu/training/index.html

Providing IPM Services in Schools and Child Care Settings

Credit for one hour **Laws & Regulations**, *and* one hour **Other** from DPR

One hour **Rules and Regulations** *and* One hour of **IPM** from Structural Pest Control Board

IPM Training

Licensed Applicators must take a training course once during each renewal period.

School IPM HELPR

Information on management methods for major school pests.

- Preventative treatment methods
- Links to UC IPM notes
- Links to toxicity data

www.cdpr.ca.gov/schoolipm

INTEGRATED PEST MANAGEMENT (IPM)

- Managing Pests using IPM
- Pest Information Series
- Managing bugs, weeds, and other pests
- Read the label first, PDF
- What is a Pesticide, PDF

THE HEALTHY SCHOOLS ACT (HSA)

- Required HSA Training
- Forms & Tools
- Resources
- Pesticide Products Prohibited from Use on California Schoolsites, PDF

SCHOOL IPM

- School IPM HELPR: School Health and Environmental Impact Lookup Resource
- Model Program School IPM Guidebook (3rd Edition)
- IPM Workshops
- IPM for Schools Video Series

CHILD CARE IPM

- d Care Center IPM
- IPM Toolkit
- IPM for Child Care Centers Video Series
- IPM Training for Child Care Providers
- Required HSA Training for Child Care Providers
- Green Cleaning for Child Care Providers

ROLES IN SCHOOL AND CHILD CARE IPM

- IPM Coordinators, School Administrators & Risk Managers
- Maintenance & Operations Staff
- Landscape & Pest Control Businesses
- Parents & Teachers
- School Architects, Designers, Construction Managers & Business Directors

GENERAL INFORMATION

- Publications
- Articles
- Frequently Asked Questions
  - Healthy Schools Act FAQs, PDF
  - Schoolsite Pesticide Use Reporting FAQs, PDF
- Licensing and Certification Program
- Contact Us

School IPM HELPR

- Choice of Pest
- Link to UC IPM Pest Note
- Link to School IPM HELPR

Use School IPM HELPR:
Look up hazard information for UCIPM recommended tactics

page top

Choose a pest from the list below. We recommend reading the UCIPM Pest Note first; a link w
the health & environmental impact pages. Or, you may go directly to that page. (Note that the
the School IPM HELPR pages alone is not sufficient for making management decisions.)

Pest	UCIPM *Pest Note*	School IPM HELPR
Ants	Pest Notes	
Other ants	Pest Notes	HELPR
Red imported fire ants	Pest Notes	
Cockroaches	Pest Notes	HELPR
Fleas	Pest Notes	
	Pest	

Products List	Management practices from UCIPM *Pest Notes* • Click on the tactics for full explanation • Click here for the Other ants *Pest Note*	Fact sheets on toxicity: • Click buttons to see fact sheets. If no button is visible, a fact sheet is not available. • Lack of fact sheet information does not imply that an ingredient is safe.				Factors that could reduce exposure • If a factor is present it is denoted by an "X." • This is not an exhaustive list of factors that effect pesticide exposure.				
		ExToxNet Profile	U.S. EPA R.E.D. Fact Sheet	NPIC Fact Sheet General	NPIC Fact Sheet Technical	No Pesticides Required	Gel or Paste for Crack Treatment	Bait	Trap	Regulatory Status
Preventive practices										
	Caulk cracks and crevices ▸ more...					X No Pcides				
	Silica aerogel combined with pyrethrins ▸ more...									
	Store food in clean, closed containers ▸ more...					X No Pcides				
	Rinse out soft drink and other containers ▸ more...					X No Pcides				

Treatment practices

PRODUCTS ▶	Wash away ants and ant trails ▶ more...		R.E.D.			No Pcides				Status
PRODUCTS ▶	Vacuum ant trails ▶ more...		R.E.D.			No Pcides				Status
PRODUCTS ▶	Arsenic ant stake baits (sweet based) ▶ more...		R.E.D.					Bait		Status
PRODUCTS ▶	Avermectin granular baits (protein based) ▶ more...	EXTOXNET	R.E.D.					Bait		Status
PRODUCTS ▶	Boric acid gel or liquid baits (sweet based) ▶ more...		R.E.D.	NPIC Gen	NPIC Tech			Bait		Status
PRODUCTS ▶	Fipronil gel or solid baits (protein or sweet based) ▶ more...		R.E.D.	NPIC Gen				Bait		Status
PRODUCTS ▶	Hydramethylnon solid baits (protein based) ▶ more...	EXTOXNET	R.E.D.					Bait		Status
PRODUCTS ▶	Sulfluramid solid baits (protein		R.E.D.					Bait		Status

Report Pesticide Use to DPR

- Forms on DPR School IPM website

  www.cdpr.ca.gov/schoolipm

- **School Districts** must use form DPR-HAS-118

www.cdpr.ca.gov/schoolipm

INTEGRATED PEST MANAGEMENT (IPM)

- Managing Pests using IPM
- Pest Information Series
- Managing bugs, weeds, and other pests
- Read the label first, PDF
- What is a Pesticide, PDF

THE HEALTHY SCHOOLS ACT (HSA)

- Required HSA Training
- Forms & Tools
- Resources
- Pesticide Products Prohibited from Use on California Schoolsites, PDF

SCHOOL IPM

- School IPM HELPR: School Health and Environmental Impact Lookup Resource
- Model Program School IPM Guidebook (3rd Edition)
- IPM Workshops
- IPM for Schools Video Series

CHILD CARE IPM

- Child Care Center IPM
- IPM Toolkit
- IPM for Child Care Centers Video Series
- IPM Training for Child Care Providers
- Required HSA Training for Child Care Providers
- Green Cleaning for Child Care Providers

ROLES IN SCHOOL AND CHILD CARE IPM

- IPM Coordinators, School Administrators & Risk Managers
- Maintenance & Operations Staff
- Landscape & Pest Control Businesses
- Parents & Teachers
- School Architects, Designers, Construction Managers & Business Directors

GENERAL INFORMATION

- Publications
- Articles
- Frequently Asked Questions
  - Healthy Schools Act FAQs, PDF
  - Schoolsite Pesticide Use Reporting FAQs, PDF
- Licensing and Certification Program
- Contact Us

PESTICIDE USE REPORTING FOR SCHOOL AND CHILD CARE CENTER EMPLOYEES

STATE OF CALIFORNIA
DPR-HSA-118 (REV. 01/15)

DEPARTMENT OF PESTICIDE REGULATION
PEST MANAGEMENT & LICENSING BRANCH

APPLICATION YR	SCHOOL DESIGNEE (IPM COORDINATOR)	DISTRICT/CENTER NAME	LICENSE/CERTIFICATE NUMBER (optional)

REPORT PREPARED BY:	E-MAIL ADDRESS	CITY	PHONE NUMBER

Name & Address AND Specify if School or Child Care Center OR School CDS # /Child Care Center #	County	Date & Time Application Completed	Location Code (# or name from list on back)	Manufacturer & Name of Product Applied	EPA/California Registration Number from Label	Amount Used (and check one unit of measure)	Pest Control Code (from list on back)
☐ School ☐ Child Care						☐ LB ☐ OZ (vol) ☐ OZ (wt) ☐ PT ☐ QT ☐ GA ☐ ML ☐ KG ☐ L ☐ GR	
☐ School ☐ Child Care						☐ LB ☐ OZ (vol) ☐ OZ (wt) ☐ PT ☐ QT ☐ GA ☐ ML ☐ KG ☐ L ☐ GR	
☐ School ☐ Child Care						☐ LB ☐ OZ (vol) ☐ OZ (wt) ☐ PT ☐ QT ☐ GA ☐ ML ☐ KG ☐ L ☐ GR	
☐ School ☐ Child Care						☐ LB ☐ OZ (vol) ☐ OZ (wt) ☐ PT ☐ QT ☐ GA ☐ ML ☐ KG ☐ L ☐ GR	
☐ School ☐ Child Care						☐ LB ☐ OZ (vol) ☐ OZ (wt) ☐ PT ☐ QT ☐ GA ☐ ML ☐ KG ☐ L ☐ GR	

Use this form to report ONLY pesticide applications made by employees and unlicensed persons at schools and child care centers.
DO NOT report pesticide use by pest management professionals contracted to apply pesticides at schoolsites. They will report their own use.
Report must be submitted no later than January 30th of the year following the year of use to:
School Pesticide Use Reporting, Department of Pesticide Regulation, P.O. Box 4015, Sacramento, CA 95812-4015

TYPES OF PEST CONTROL CODES:

Code 10 - Structural Pest Control..... ..includes pest control work performed within or on buildings or other structures, not including vertebrate pest control
Code 30 - Landscape Maintenance Pest Control...includes pest control work performed on landscape plantings around buildings, not including vertebrate pest control
Code 80 - Vertebrate Pest Control.....includes pest control work in school buildings or landscapes for managing vertebrates such as rats, mice, gophers, and ground squirrels

LOCATION CODES:

1 Administration Bldg
2 Athletic Field
3 Auditorium
4 Bldg, Exterior
5 Cafeteria/Kitchen
6 Classroom
7 Gymnasium
8 Hardscape (parking lot, sidewalk, etc.)
9 Landscape (indoor)
10 Landscape (outdoor)
11 Library
12 Locker Room
13 Multipurpose Room
14 Playground
15 Pool
16 Restroom
17 Vehicle
18 Multiple Locations
19 Other (Please indicate)

Notes for recordkeeping (this section is optional and can be used for your recordkeeping needs)

Reasons for application (required for Healthy Schools Act (HSA) recordkeeping).

Application 1:

Application 2:

Application 3:

Application 4:

Application 5:

This form, when filled out completely, can be used as the pesticide use record required under the HSA.

Report Pesticide Use to DPR

- Forms on DPR School IPM website

  www.cdpr.ca.gov/schoolipm

- **Pest Control Businesses** must use form

  DPR-HAS-117

STATE OF CALIFORNIA
DPR-ENF-117 (REV. 08/11)

SCHOOL SITE AND CHILD DAY CARE FACILITY PESTICIDE USE REPORTING

DEPARTMENT OF PESTICIDE REGULATION
PEST MANAGEMENT & LICENSING BRANCH

APPLICATION YEAR	BUSINESS REGISTRATION/LICENSE/CERTIFICATE #	BUSINESS/OPERATOR NAME

BUSINESS ADDRESS	CITY	STATE	ZIP CODE	BUSINESS PHONE NUMBER

School CDS #/Child Day Care Facility # OR Name & Address AND Specify if School or Child Day Care Facility	County	Date & Time Application Completed	Location (# or name from list on back)	Manufacturer & Name of Product Applied	EPA/California Registration Number from Label (include alpha code, if possible)	Amount Used (and check one unit of measure)	Code (from list on back)
☐ School ☐ Day Care						☐ LB ☐ OZ (vol.) ☐ OZ (wt.) ☐ PT ☐ QT ☐ GA ☐ ML ☐ KG ☐ L ☐ GR	
☐ School ☐ Day Care						☐ LB ☐ OZ (vol.) ☐ OZ (wt.) ☐ PT ☐ QT ☐ GA ☐ ML ☐ KG ☐ L ☐ GR	
☐ School ☐ Day Care						☐ LB ☐ OZ (vol.) ☐ OZ (wt.) ☐ PT ☐ QT ☐ GA ☐ ML ☐ KG ☐ L ☐ GR	
☐ School ☐ Day Care						☐ LB ☐ OZ (vol.) ☐ OZ (wt.) ☐ PT ☐ QT ☐ GA ☐ ML ☐ KG ☐ L ☐ GR	
☐ School ☐ Day Care						☐ LB ☐ OZ (vol.) ☐ OZ (wt.) ☐ PT ☐ QT ☐ GA ☐ ML ☐ KG ☐ L ☐ GR	

REPORT PREPARED BY _____ DATE _____

Report must be submitted to the Department of Pesticide Regulation, P.O. Box 4015, Sacramento, CA 95812-4015

TYPES OF PEST CONTROL CODES:

Code 10 - Structural Pest Control..... ..includes pest control work performed within or on buildings or other structures
Code 30 - Landscape Maintenance Pest Control...includes pest control work performed on landscape plantings around buildings
Code 40 - Right-of-Way Pest Control.....includes pest control work along roadsides, power lines, median strips, etc.
Code 50 - Public Health Pest Control.....includes pest control work performed by or under contract with State or local public health or vector agencies
Code 80 - Vertebrate Pest Control.....includes pest control work performed by public agencies or work under the supervision of the State or county agricultural commissioner
Code 91 - Nonfood/Nonfeed Fumigation.....includes pest control work performed on commodities such as mattresses, furniture, etc.
Code 100 - Regulatory Pest Control.....includes pest control work performed by public employees or contractors in the control of regulated pests

LOCATION CODES:

1 Administration Bldg
2 Athletic Field
3 Auditorium
4 Bldg, Exterior
5 Cafeteria/Kitchen
6 Classroom
7 Gymnasium
8 Hardscape (parking lot, sidewalk, etc.)
9 Landscape (indoor)
10 Landscape (outdoor)
11 Library
12 Locker Room
13 Multipurpose Room
14 Playground
15 Pool
16 Restroom
17 Vehicle
18 Multiple Locations
19 Other (Please indicate)

Report Pesticide Use

- **4 exemptions** for reduced risk pesticides from the IPM plan, notification, posting, record keeping and reporting requirements:

1) Self contained baits or traps
2) Gels or pastes used for crack and crevices
3) Antimicrobials (wipes, cleaners, disinfectants)
4) Pesticides exempt from registration

If **applied by school district staff** do not need to be reported. Training requirements still stand.

Exempt products

http://apps.cdpr.ca.gov/schoolipm/hsa_flowchart.pdf

Answer yes or no to see if need to report use.

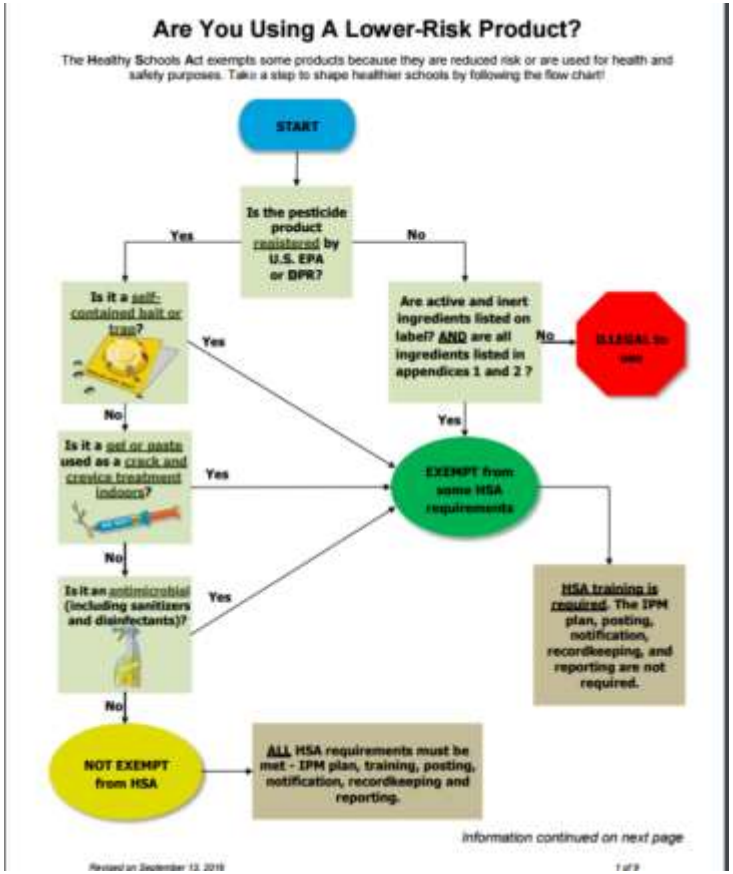

Read
The
Label!

CARTOONSTOCK.COM
Search ID: bst0024

Review of Requirements in Title 3, California Code of Regulations

Waterproof is no longer equivalent to chemical resistant. Chemical resistant is defined in this section.

Waterproof ≠ **Chemical Resistant**

Personal Protective Equipment Care

Designated PPE storage places must now be both:

- **Pesticide Free**
- **Clean**

Selection of Protective Eyewear

If product labeling specifies a type of eyewear, that eyewear or a more protective type must be worn.

Face Shield → Safety Glasses → Goggles → Full Face Respirator

Selection of Protective Eyewear

-Provide brow and temple protection

-Marked as meeting the American National Standard Institute for Occupation and Educational Personal Eye and Face Protection Device (ANSI Z87.1-2010) Standards.

Selection of Protective Eyewear

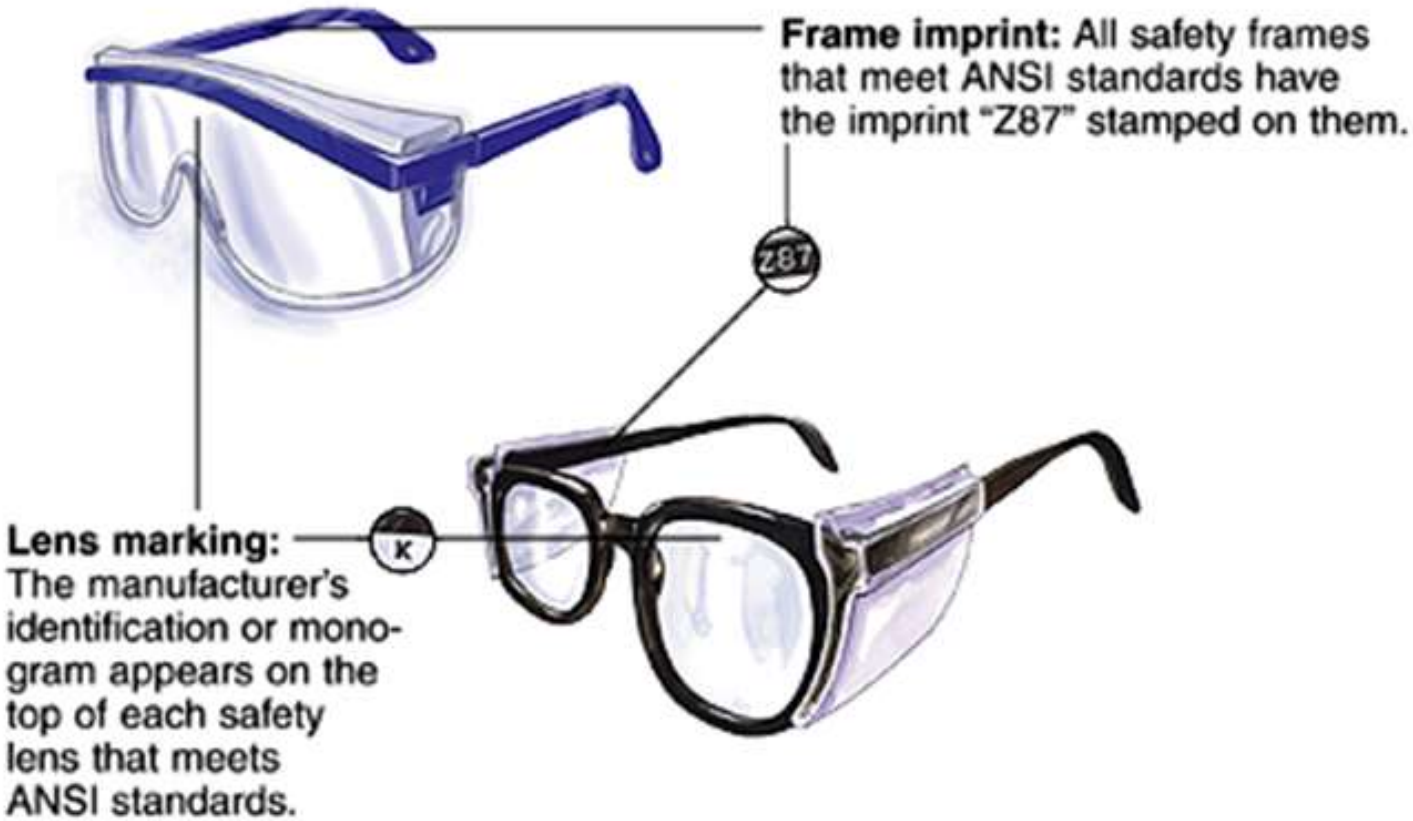

Z87 must be imprinted on the eyewear

Selection of Protective Eyewear

Protective eyewear and prescription eyewear must not interfere with the fit and functions of each other.

Glove Selection

- New section on glove type and thickness when chemical resistant gloves are required by labeling, regulation or permit.

Glove Selection

Glove Category Selection Key

Label Code	Material Recommended by CDPR
A	1,2,3,4,5,6,7,8
B	1,2
C	1,2,3,4,7,8
D	1,2
E	1,3,4,8
F	1,2,3,8
G	1,8
H	1,8

Material Code

1: Laminate
2: Butyl
3: Nitrile
4: Neoprene
5: Natural
6: Polyethylene
7: PVC
8: Viton

All but Laminate and Polyethylene must be 14 mils or thicker

Roundup PRO® Herbicide

Agricultural Use Requiremen

Use this product only in accordance with its labeling and with th
Standard, 40 CFR Part 170. This Standard contains requirements for the protection of agricultural workers on farms, forests, nurseries, and greenhouses, and handlers of agricultural pesticides. It contains requirements for training, decontamination, notification and emergency assistance. It also contains specific instructions and exceptions pertaining to the statements on this label about Personal Protective Equipment (PPE) and restricted entry interval. The requirements in this box only apply to uses of this product that are covered by the Worker Protection Standard.

Do not enter or allow worker entry into treated areas during the restricted entry interval (REI) of 4 hours.

PPE required for early entry to treated areas that is permitted under the Worker Protection Standard and that involves contact with anything that has been treated, such as plants, soil or water, is: coveralls, chemical resistant gloves greater than 14 mils in thickness composed of materials such as butyl rubber, natural rubber, neoprene rubber, or nitrile rubber, shoes plus socks.

Non-Agricultural Use Requirements

Glove Selection

Glove Category Selection Key

Label Code	Material Recommended by CDPR
A	1,2,3,4,5,6,7,8
B	1,2
C	1,2,3,4,7,8
D	1,2
E	1,3,4,8
F	1,2,3,8
G	1,8
H	1,8

Material Code

1: Laminate
2: Butyl
3: Nitrile
4: Neoprene
5: Natural
6: Polyethylene
7: PVC
8: Viton

All but Laminate and Polyethylene must be 14 mils or thicker

GORDON'S ProForm PROFESSIONAL FORMULATIONS

SpeedZone SOUTHERN

BROADLEAF HERBICIDE FOR TURF

PRECAUTIONARY STATEMENTS

Hazards to Human and Domestic Animals

CAUTION: Harmful if absorbed through the skin. Avoid contact with skin, eyes, or clothing. Harmful if swallowed.

Personal Protective Equipment (PPE)

Some materials that are chemical resistant to this product are barrier laminate, nitrile rubber, neoprene rubber or Viton. If you want more options, follow the instructions for category E on a EPA chemical resistance category selection chart.

All mixers, loaders, applicators, flaggers, and other handlers must wear:

- long-sleeved shirt and long pants,
- shoes and socks,
- chemical resistant gloves,
- chemical resistant apron when mixing or loading, cleaning up spills or equipment, or otherwise exposed to the concentrate.

See engineering controls for additional requirements.

Exception:

- If there’s something that requires very fine motor skills, you can switch over to thinner gloves for a maximum of 15 minutes.
- This doesn’t mean you can always use thinner gloves for very short applications.

Gloves must be ***UNLINED***. Flock lined gloves or gloves with non-separable liners are prohibited.

Glove Liners

- Allows for the use of glove liners to harmonize with U.S. EPA's guidelines
- Allowed for additional comfort
- Due to possible contamination, must be discarded:
  -at the end of the workday
  -or immediately if the liner comes in contact with the pesticide during the day.

Changes to Coverall Requirements

- No longer required for employers to have each employee start each work day wearing coveralls.

NOT NECESSARY!

Changes to Coverall Requirements

- Requirement for employers to have each employee start each work day wearing coveralls when handling a pesticide with signal word "Danger" or "Warning" will no longer be required since it is not reasonable or feasible until handling of target pesticide begins.

- If respirators fail, you must use only the respirators manufacturer's NIOSH approved parts designed for the respirator.

Sorry, no MacGyvers!

Service Container Labeling

- All containers, other than the original manufacturer's labeled container, used to store or transport dilute or concentrated mixtures of any pesticide.

Service Container Labeling

Service Containers shall be labeled with:

- Name and address of person or firm responsible for the container
- Identity of the pesticide
- Signal word- “Danger”, “Warning”, or “Caution” -in accordance with the label on the original container

6970. Surface Water Protection in Outdoor Nonagricultural Settings.

The provisions of this section apply to any person performing pest control for hire, including landscape maintenance gardeners, when any of the following pesticides is applied outdoors to structural, residential, industrial, and **institutional** sites:

6970. Surface Water Protection in Outdoor Nonagricultural Settings.

bifenthrin
bioallethrin
S-bioallethrin
cyfluthrin
beta-cyfluthrin
gamma-cyhalothrin
lambda-cyhalothrin
cypermethrin
deltamethrin
esfenvalerate
fenpropathrin
tau-fluvalinate
permethrin
phenothrin
prallethrin
resmethrin
tetramethrin

-17 Pyrethroid Insecticides

6970. Surface Water Protection in Outdoor Nonagricultural Settings.

- (a) Except when prohibited in (e), applications to the soil surface, mulch, gravel, lawn, turf, or groundcover must be made using only the methods described below:

  (1) Spot treatment

  (2) Pin stream treatment of one-inch wide or less

6970. Surface Water Protection in Outdoor Nonagricultural Settings.

(3) Perimeter band treatment of **three feet wide or less** from the base of a building outward
(4) Broadcast treatment but not within two feet from any horizontal impervious surface. Pin stream treatment of one-inch wide or less may be made within the two-foot area.

6970. Surface Water Protection in Outdoor Nonagricultural Settings.

(c) Except when prohibited in (e), applications to **vertical structural** surfaces, such as walls, foundations, and fencing, must be made using only the methods described below:
(1) Spot treatment
(2) Crack and crevice treatment
(3) Pin stream treatment of one-inch wide or less
(4) Perimeter band treatment up to a maximum height of two feet above the grade level.

6970. Surface Water Protection in Outdoor Nonagricultural Settings.

(d) Except when prohibited in (e), for applications using **granules** to the soil surface, mulch, gravel, lawn, turf, or groundcover, the applicator shall **sweep** any granules that land **on horizontal impervious surfaces** onto the treatment site.



6970. Surface Water Protection in Outdoor Nonagricultural Settings.

- (e) The following applications are prohibited:

  (1) To any site during precipitation, except for applications made to the underside of eaves;
  (2) To the soil surface, mulch, gravel, lawn, turf, groundcover, or horizontal impervious surfaces with standing water, including puddles;
  (3) To a sewer or storm drain, or curbside gutter;
  (4) To the following components of a constructed drainage system that drains to a sewer or storm drain, curbside gutter, or aquatic habitat:
- (A) Visible drainage grate connected to a drain pipe; or
  (B) Visible french drain, or a landscaped dry river bed, swale or trench filled with gravel or rock;

www.CalAgPermits.org

Online Use Reporting Site

CalAgPermits

Log In

User Name:

Password:

Log In

Version 2.0.0.1

I forgot my password

* Internet Explorer 11 Compatibility - Click here if your browser repeatedly sends you back to this login page. *

Need an account, or have questions about this site? Click here for contact information.

Pollinator Protection

THE NEW EPA BEE ADVISORY BOX

On EPA's new and strengthened pesticide label to protect pollinators

PROTECTION OF POLLINATORS

APPLICATION RESTRICTIONS EXIST FOR THIS PRODUCT BECAUSE OF RISK TO BEES AND OTHER INSECT POLLINATORS. FOLLOW APPLICATION RESTRICTIONS FOUND IN THE DIRECTIONS FOR USE TO PROTECT POLLINATORS.

Look for the bee hazard icon in the Directions for Use for each application site for specific use restrictions and instructions to protect bees and other insect pollinators.

This product can kill bees and other insect pollinators.

Bees and other insect pollinators will forage on plants when they flower, shed pollen, or produce nectar.

Bees and other insect pollinators can be exposed to this pesticide from:

- Direct contact during foliar applications, or contact with residues on plant surfaces after foliar applications
- Ingestion of residues in nectar and pollen when the pesticide is applied as a seed treatment, soil, tree injection, as well as foliar applications.

When Using This Product Take Steps To:

- Minimize exposure of this product to bees and other insect pollinators when they are foraging on pollinator attractive plants around the application site.
- Minimize drift of this product on to beehives or to off-site pollinator attractive habitat. Drift of this product onto beehives can result in bee kills.

Information on protecting bees and other insect pollinators may be found at the Pesticide Environmental Stewardship website at:
http://pesticidestewardship.org/pollinatorprotection/Pages/default.aspx

Pesticide incidents (for example, bee kills) should immediately be reported to the state/tribal lead agency. For contact information for your state/tribe, go to: www.aapco.org. Pesticide incidents can also be reported to the National Pesticide Information Center at: www.npic.orst.edu or directly to EPA at: beekill@epa.gov

Alerts users to separate restrictions on the label. These prohibit certain pesticide use when bees are present.

The new bee icon helps signal the pesticide's potential hazard to bees.

Makes clear that pesticide products can kill bees and pollinators.

Bees are often present and foraging when plants and trees flower. EPA's new label makes it clear that pesticides cannot be applied until all petals have fallen.

Warns users that direct contact and ingestion could harm pollinators. EPA is working with beekeepers, growers, pesticide companies, and others to advance pesticide management practices.

Highlights the importance of avoiding drift. Sometimes, wind can cause pesticides to drift to new areas and can cause bee kills.

The science says that there are many causes for a decline in pollinator health, including pesticide exposure. EPA's new label will help protect pollinators.

EPA

Read EPA's new and strengthened label requirements: http://go.usa.gov/jHH4

What to look for on the **Bee Label Advisory Box**

PROTECTION OF POLLINATORS

APPLICATION RESTRICTIONS EXIST FOR THIS PRODUCT BECAUSE OF RISK TO BEES AND OTHER INSECT POLLINATORS. FOLLOW APPLICATION RESTRICTIONS FOUND IN THE DIRECTIONS FOR USE TO PROTECT POLLINATORS.

Look for the bee hazard icon in the Directions for Use for each application site for specific use restrictions and instructions to protect bees and other insect pollinators.

This product can kill bees and other insect pollinators.

Bees and other insect pollinators will forage on plants when they flower, shed pollen or produce nectar.

Bees and other insect pollinators can be exposed to this pesticide from:

- Direct contact during foliar applications, or contact with residues on plant surfaces after foliar applications.
- Ingestion of residues in nectar and pollen when the pesticide is applied as a seed treatment, soil, tree injection, as well as foliar applications.

When using this product take steps to:

- Minimize exposure of this product to bees and other insect pollinators when they are foraging on pollinator attractive plants around the application site.
- Minimize drift of this product onto beehives or to off-site pollinator attractive habitat. Drift of this product onto beehives or off-site to pollinator attractive habitat can result in bee kills.

(continued)

For products that pose risk to pollinators:

- **Look for Bee icon**
- **Danger to bee statement**
- **Exposure to direct application, treated surfaces or ingesting nectar or pollen with residues**
- **Report bee pesticides incidents**

PROTECTION OF POLLINATORS (continued)

Information on protecting bees and other insect pollinators may be found at the Pesticide Environmental Stewardship website at: http://pesticidesteward ship.org/pollinatorprotection/pages/default.aspx.

Pesticide incidents (for example, bee kills) should immediately be reported to the State/Tribal lead agency. For contact information for your State/Tribe, go to: www.aapco.org/officials.html. Pesticide incidents can also be reported to the National Pesticide Information Center at: www.npic.orst.edu or directly to EPA at: beekill@epa.gov.

Residual Toxicity

Environmental conditions can affect residual toxicity.

- Example: Low temperatures or heavy dews for the night after the application may increase residual toxicity.

Bee Label Statement Interpretation Guidance

Developed by SFIREG (State FIFRA Issues Research and Evaluation Group) with Fed EPA

"Do not apply this product while bees are foraging."

Interpretation – applications are prohibited only when bees are actually foraging in the area to be treated.

CALIFORNIA REGULATION: CCR 6650. PESTICIDES TOXIC TO BEES

- (b) Bees are considered to be inactive from 1hour after sunset to 2 hours before sunrise or when the temperature is below 55° F. Sunset/sunrise times will be those indicated in the local newspaper.

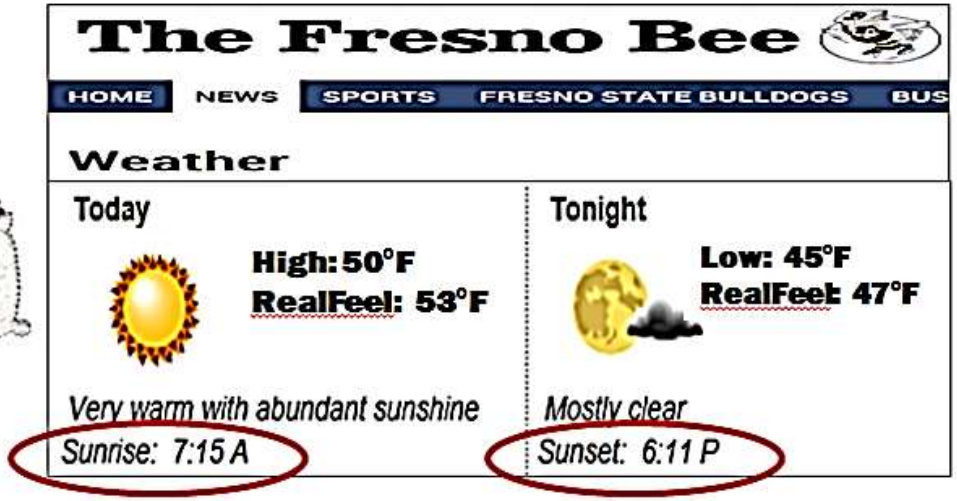

QUESTIONS

Boxwood Blight

Calonectria pseudonaviculata
(aka *Cylindrocladium pseudonaviculatum*)

COUNTY OF SAN MATEO

AGRICULTURE/WEIGHTS & MEASURES

Hosts

- *Buxus* species:

  -Some are very susceptible
  -Some are tolerant, but can carry fungus.

- *Pachysandra procumbens, P. terminalis* (Japanese spurge)

- *Sarcococca spp.* (sweet box)

Conditions

- Can survive in fallen leaves for up to 5 years.
- Produces spores in a sticky, slimy matrix when environment becomes suitable
- Needs high humidity or free water.
- Infection occurs quickly in warm (64°F to 77°F), wet conditions.
- No infections occur below 43°F. Young leaves can become infected at 54°F if wet for at least 48 hours.



77
64

Transmission

- Short-distance: water or rain splash

- Contaminated equipment/shoes/clothing
- Infected nursery stock
- Infected plant debris/mulch/soil
- Insects, birds
- Spores unlikely to travel long distances by wind alone.

Symptoms (images from pnwhandbooks.org)

Spots on both leaves and stems

-Luisa Santamaria, 2012

Dark or light brown spots on leaves, often in a circular or zonate pattern.

-OSU Plant Clinic Image, 2014

Symptom: Leaf spot

The fungal pathogen infects leaves and branches of boxwoods, causing light or dark brown leaf spots with a dark or diffuse border.

Lesions of various shapes on the leaves.

-Karl Puls, Oregon Department of Agriculture, 2011.

Whole leaves and stems can become blighted.

-OSU Plant Clinic Image, 2013.

Stem with lesions and defoliation.

-Karl Puls, Oregon Department of Agriculture, 2012.

- The stem lesions might appear before the leaves look affected.

Defoliation of lower branches.

-Karl Puls, Oregon Department of Agriculture, 2011

Symptom: Leaf drop

Blighted leaves that remain attached to the plant after death are NOT a symptom of Boxwood blight

Images from San Mateo County

SCOUTING

- Inspect the lower and interior canopy for symptoms of the disease.
- Be sure to part the plant and examine interior leaves and stems for spots and streaks.
- INSPECT and ISOLATE new plants for 3 weeks.
- REPORT suspect plants to our department.
- Meanwhile, PREVENT SPREAD from suspect plants via contaminated equipment, shoes, clothing, clippings, soil or mulch.
- Management will likely require **chemical control**…so prevention is vital!



Alternative:
Ilex crenata (Japanese Holly)

Asian Citrus Psyllid (ACP)

- *Diaphorina citri*
- Can Transmit "Citrus Greening Disease" (Huanglongbing or HLB)
- Large parts of So. Cal under quarantine for ACP
- Greening Disease found in LA and Orange County

Asian Citrus Psyllis (ACP)

A long list of possible host plants are regulated:

All nursery stock, plants, plant parts, including green waste, and plant products capable of propagation, except seed extracted from fruit of:

Aegle marmelos (bael, Bengal quince, golden apple, bela, milva)
Aeglopsis chevalieri (Chevalier's aeglopsis)
Afraegle gabonensis (Gabon powder-flask)
Afraegle paniculata (Nigerian powder-flask)
Amyris madrensis (mountain torchwood)
Atalantia spp. including *Atalantia monophylla* (Indian atalantia)
Balsamocitrus dawei (Uganda powder-flask)
Bergia (=*Murraya*) *koenigii* (curry leaf)
Calodendrum capense (Cape chestnut)
Choisya arizonica (Arizonia orange)
Choisya ternate (Mexican orange) *X Citroncirus webberi*
Citropsis articulata (Katimboro, Muboro, West African cherry orange)
Citropsis gilletiana (cherry-orange)
Citrus aurantiifolia (lime, Key lime, Persian lime, lima, limón agrio, limón ceutí, lima mejicana, limero)
Citrus aurantium (sour orange, Seville orange, bigarde, marmalade orange, naranja agria, naranja amarga)
Citrus hystrix (Mauritius papeda, Kaffir lime)
Citrus jambhiri (rough lemon, jambhiri-orange, limón rugoso, rugoso)
Citrus limon (lemon, limón, limonero)
Citrus madurensis (=X *Citrofortunella microcarpa*)
Citrus maxima (pummelo, pomelo, shaddock, pompelmous, toronja)
Citrus medica (citron, cidra, cidro, toronja)
Citrus meyeri (Meyer lemon, dwarf lemon)
Citrus × nobilis (king mandarin, tangor, Florida orange, King-of-Siam)
Citrus × paradisi (grapefruit
Citrus reticulata (mandarin, tangerine, mandarina)
Citrus sinensis (sweet orange, orange, naranja, naranja dulce)

BERGIA
CHOISYA

Citrus spp.
Clausena anisum-olens (anis)
Clausena excavata (clausena)
Clausena indica (clausena)
Clausena lansium (wampi, wampee)
Eremocitrus glauca (Australian desert lime)
Eremocitrus hybrid
Esenbeckia berlandieri
Fortunella crassifolia (Meiwa kumquat)
Fortunella margarita (Nagami kumquat, oval kumquat)
Fortunella polyandra (Malayan kumquat)
Fortunella spp.
Limonia acidissima (Indian wood apple)
Merrillia caloxylon (flowering merrillia)
Microcitrus australasica (finger-lime)
Microcitrus australis (Australian round-lime)
Microcitrus papuana (desert-lime)
X *Microcitronella* spp.
Murraya spp. (curry leaf, orange-jasmine, Chinese-box, naranjo jazmín)
Naringi crenulata (naringi)
Pamburus missionis (pamburus, =*Atalantia missionis*)
Poncirus trifoliata (trifoliate orange, naranjo trébol)
Severinia buxifolia (Chinese box-orange)
Swinglea glutinosa (tabog)
Tetradium ruticarpum (evodia, wu zhu yu)
Toddalia asiatica (orange climber)
Triphasia trifolia (trifoliate limeberry, triphasia)
Vepris (=*Toddalia*) *lanceolata* (white ironwood)
Zanthoxylum fagara (wild lime, lime prickly-ash)

EGGS

NYMPHS

WAXY SECTRETIONS of NYMPHS

Asian Citrus Psyllid in San Mateo County

- Found in late 2015 in Daly City and Pacifica
- Found in February 2017 in San Bruno
- Part of County is under quarantine
- Compliance Agreements to Retail and Production nurseries within the quarantine area
- MOVEMENT IS FORBIDDEN without a Compliance Agreement

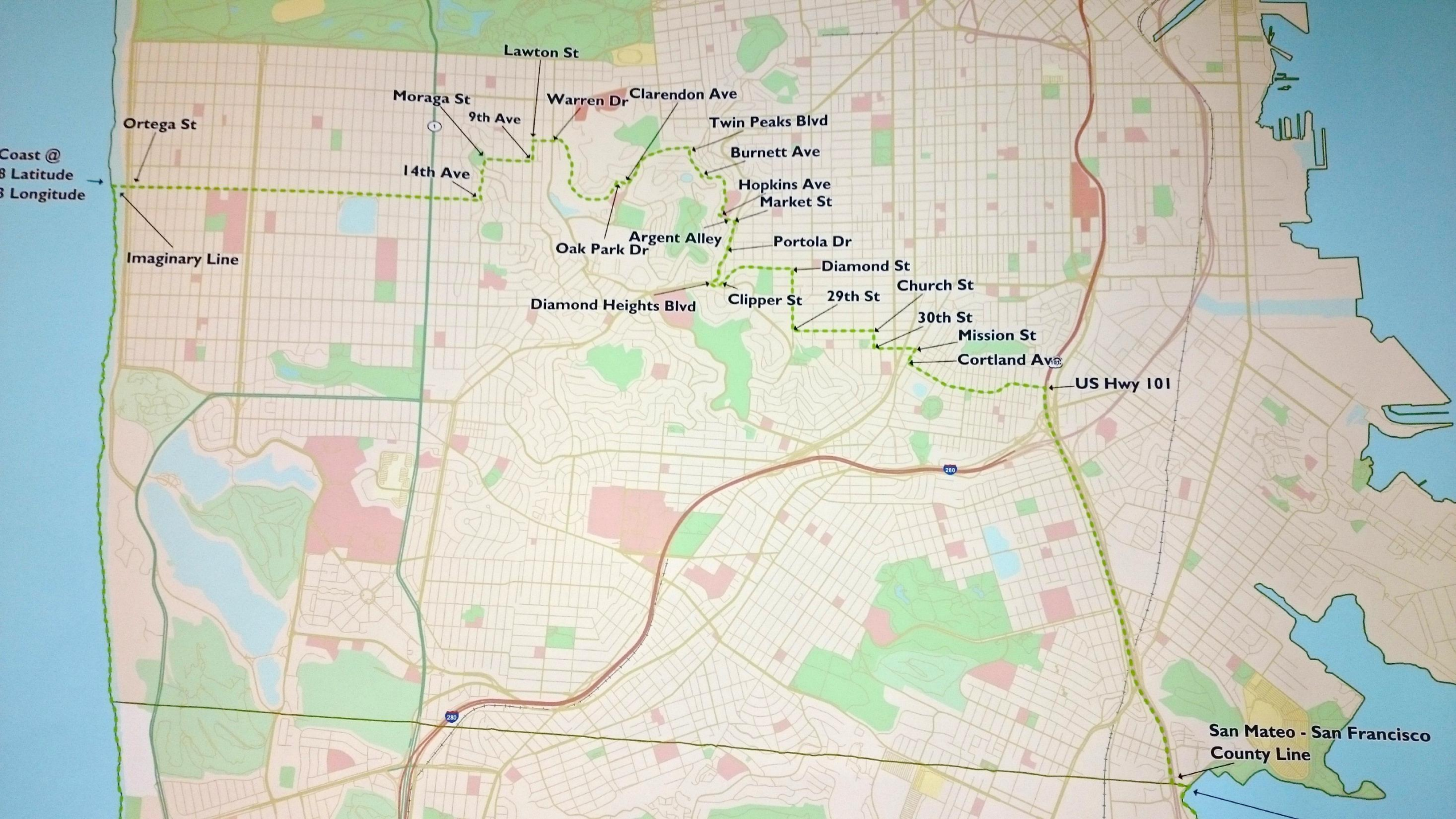
Lawton St
Moraga St
Warren Dr
Clarendon Ave
9th Ave
Ortega St
Twin Peaks Blvd
Burnett Ave
Coast @
8 Latitude
3 Longitude
14th Ave
Hopkins Ave
Market St
Argent Alley
Portola Dr
Oak Park Dr
Imaginary Line
Diamond St
Church St
Diamond Heights Blvd
Clipper St
29th St
30th St
Mission St
Cortland Ave
US Hwy 101
280
280
San Mateo - San Francisco
County Line

San Francisco Bay @
37.639081 Latitude
-122.391011 Longitude
Imaginary Line
N Access Rd
San Francisco Bay Trail @
37.638012 Latitude
-122.402684 Longitude
San Bruno Ave E
US Hwy 101
California Coast
E Millbrae Ave
Helen Dr
Magnolia Ave
Meadow Glen Ave
El Camino Real
Larkspur Dr
Imaginary Line
Big Bend Dr
Grand Teton Dr
Park Pacifica Ave
Aspen Dr
Terra Nova Blvd
Alicante Dr
Linda Mar Blvd
Peralta Rd
San Pedro Terrace Rd
City Boundary of Pacifica

Nursery Stock in Quarantine Area

- Blue tag – produced and treated outside of quarantine area, but shipped into quarantine area
- Yellow Tag – treated within quarantine area and must stay in quarantine area
- Regardless of original tag color, must stay WITHIN quarantine!!!!

- Yellow tagged must be treated UNDER REGULATORY SUPERVISION with both a systemic and foliar pesticide to move **within the area** quarantined for ACP
- Systemic treatment must be applied no more than 90 days prior to movement.
- Prevention will mean lower pesticide use in our area!

- Soil drench with imidacloprid (Merit 2F)
- Foliar treatment with cyfluthrin (Tempo SC Ultra)

Scouting

- Inspect tiny new leaves (feather flush growth) for damage whenever new leaves are forming:

  Mature trees: Spring and Fall
  Young trees and Lemons: periodically during warm weather.

- Look for signs of ACP feeding and damage: twisted leaves, waxy deposits, honeydew, sooty mold, & adults.



Also scout for Greening Disease

- Leaf symptoms: **blotchy mottle**, yellow veins, vein corking or green islands

Photos from http://www.crec.ifas.ufl.edu/extension/greening/symptoms.shtml



Pattern same on both sides (Nutrient Deficiency)

Pattern not same on both sides (Greening Disease)

Leaf with blotchy mottle

Photos from http://www.crec.ifas.ufl.edu/extension/greening/symptoms.shtml

Fruit symptoms



Photos from http://www.crec.ifas.ufl.edu/extension/greening/symptoms.shtml

If you find
suspected ACP,
Citrus Greening, or
Boxwood Blight…

please contact
our department…

San Mateo County Department of Agriculture
728 Heller Street,
Redwood City
650-363-4700

smateoag@smcgov.org