
FISCAL YEAR 2008/09
ANNUAL REPORT



SAN MATEO COUNTYWIDE
**Water Pollution
Prevention Program**

Clean Water. Healthy Community.

www.flowstobay.org

*July 2008 through June 2009
Volume I of V
August 31, 2009*

A Program of the City/County Association of Governments

Credits

This report is being submitted by the participating agencies in the



City of Atherton
City of Belmont
City of Brisbane
City of Burlingame
Town of Colma
City of Daly City
City of East Palo Alto

City of Foster City
City of Half Moon Bay
Town of Hillsborough
City of Menlo Park
City of Millbrae
City of Pacifica
Town of Portola Valley

City of Redwood City
City of San Bruno
City of San Carlos
City of San Mateo
County of San Mateo
City of South San Francisco
Town of Woodside

Implementation of the Program Coordinated by:
San Mateo Countywide Water Pollution Prevention Program
555 County Center
Redwood City, California, 94063
A Program of the City/County Association of Governments
(C/CAG)

Report Prepared by:
County Environmental Health and
EOA, Inc.

Table of Contents

Page

VOLUME I

| | |
|--|------|
| List of Tables and Figures..... | ii |
| List of Acronyms | vi |
| 1 Executive Summary | 1-1 |
| Introduction..... | 1-1 |
| Summary of Progress in Each Plan Component..... | 1-3 |
| 2 Municipal Government Maintenance Activities | 2-1 |
| Introduction..... | 2-1 |
| Accomplishments | 2-1 |
| Assessment of Effectiveness..... | 2-7 |
| Future Actions | 2-8 |
| 3 Industrial and Illicit Discharge Controls | 3-1 |
| Introduction..... | 3-1 |
| Accomplishments | 3-2 |
| Assessment of Effectiveness..... | 3-7 |
| Future Actions | 3-9 |
| 4 Public Information and Participation..... | 4-1 |
| Introduction..... | 4-1 |
| Accomplishments | 4-1 |
| Assessment of Effectiveness..... | 4-15 |
| Future Actions | 4-17 |
| 5 New Development and Construction Controls | 5-1 |
| Introduction..... | 5-1 |
| Accomplishments | 5-2 |
| Assessment of Effectiveness..... | 5-4 |
| Future Actions | 5-5 |
| 6 Watershed and Monitoring | 6-1 |
| Introduction..... | 6-1 |
| Accomplishments | 6-1 |
| Assessment of Effectiveness..... | 6-9 |
| Future Actions | 6-10 |

Table of Contents

List of Figures and Tables

| | | Page |
|------------|--|-------------|
| Figure 1-1 | San Mateo Countywide Water Pollution Prevention Program Organizational Structure and Meetings | 1-11 |
| Figure 4-1 | Coastal Cleanup Day Volunteers in San Mateo County, 2005-2008..... | 4-8 |
| Figure 4-2 | Debris Removed on Coastal Cleanup Days in San Mateo County, 2005-2008 | 4-10 |
| Figure 4-3 | Comparison of the Number of Web Pages Viewed in FY 07/08 vs. FY 08/09 . | 4-13 |
| Table 1-1 | SMCWPPP Submittals for the FY 2008/09 Annual Report | 1-12 |
| Table 2-1 | Summary of FY 2008/09 Leaf Removal and Litter Control..... | 2-9 |
| Table 2-2 | Summary of FY 2008/09 Material Removed from Municipal Storm Drainage Facilities | 2-10 |
| Table 2-3 | Summary of FY 2008/09 Street Sweeping Activities | 2-11 |
| Table 2-4 | Trends in Reported Amounts of Litter Removed | 2-8 |
| Table 3-1 | Trends in Total Number of Inspections and Violations Found..... | 3-4 |
| Table 3-2 | Summary of Commercial and Industrial Business Component Activities by Municipalities | 3-10 |
| Table 3-3 | Illicit Discharge Field Surveys Conducted | 3-13 |
| Table 3-4 | How Illicit Discharges Detected Were Found | 3-14 |
| Table 3-5 | Illicit Discharge Materials Identified | 3-15 |
| Table 3-6 | Number of Reported Illicit Discharges | 3-8 |
| Table 3-7 | Illicit Discharges: Follow-up Activities..... | 3-16 |
| Table 4-1 | San Mateo County Our Water, Our World Partnership Stores | 4-5 |
| Table 4-2 | Amounts of Top 5 Debris Items Removed at 2008 Coastal Cleanup Day..... | 4-11 |
| Table 4-3 | Monthly Website Views in FY 2008/09..... | 4-12 |
| Table 4-4 | Comparison of the Number of Web Pages Viewed in FY07/08 versus FY08/09..... | 4-13 |

Table of Contents

Appendices

VOLUME I (Continued)

APPENDIX A Municipal Government Maintenance Activities

- *Attendance List for FY 2008/09 Municipal Maintenance Subcommittee Meetings*
- *Attendance List for FY 2008/09 Parks Maintenance and IPM Work Group Meetings*
- *2009 Parks Maintenance and Integrated Pest Management Workshop*
 - *Agenda*
 - *Flyer*
 - *Summary of evaluation forms*
- *16th Annual Municipal Maintenance Training Workshop*
 - *Agenda*
 - *Flyer*
 - *Summary of evaluation forms*

APPENDIX B Industrial and Illicit Discharge Controls

- *Attendance List for FY 2008/09 CI/I Subcommittee Meetings*
- *How to Conduct Stormwater Inspections of Businesses Training*
 - *Agenda*
 - *Flyer*
 - *Evaluation Summary*
 - *Registration*
- *Tips for a Cleaner Bay Schools Brochure (English)*
- *Tips for a Cleaner Bay Schools Brochure (Spanish)*

APPENDIX C Public Information and Participation

- *PIP Subcommittee Attendance Record – FY 2008/09*
- *Zun Zun School Assembly Schedule*
- *Solution to Water Pollution Brochure*
- *2009 Pollution Prevention Calendar*
- *Phone Survey Summary Results*
- *Fluorescent Lighting Take-Back Brochure*
- *2008 County Fair Booth Contacts*
- *P3 Newsletter, English, Fall 2008*
- *P3 Newsletter, Spanish, Fall 2008*
- *P3 Newsletter, English, Spring 2009*
- *Cigarette Butt Litter Reduction Report*

APPENDIX D New Development and Construction Controls

- *New Development Subcommittee FY 2008/09 Meeting Attendance*
- *Summary of Results on C.3 Stormwater Technical Guidance Survey*
- *Inspection Practices Survey Summary*
- *San Mateo County Sustainable Green Streets and Parking Lots Design Guidebook (cover sheet and table of contents)*

Table of Contents

VOLUME I (Continued)

- *2009 New Development Workshop: “Using the San Mateo County Sustainable Green Streets and Parking Lots Design Guidebook”*
 - *Agenda*
 - *Summary of evaluation forms*
 - *Attendance list*

APPENDIX E Watershed and Monitoring

- *Watershed Assessment and Monitoring Subcommittee Attendance – FY 2008/09*
- *Pilot Study to Assess Sources of Trash to Lower San Mateo Creek, August 2009 (cover page and summary only)*
- *Colma Creek Trash Walk and Proposed 303(d) Listing, November 6, 2008*
- *Proposed Revisions to the 303(d) List of Impaired Water Bodies in the San Francisco Bay Region, December 4, 2008*
- *Proposed Water Body and Beneficial Uses Basin Plan Amendment, May 4, 2009 (transmittal only)*
- *Proposed Approval of Basin Plan Amendment Establishing a Total Maximum Daily Load (TMDL) for PCBs in San Francisco Bay, June 4, 2009*

APPENDIX F Template of Deliverables

- *Template for First Half-Year Deliverables FY 2008/09*
- *Template for Second Half-Year Deliverables FY 2008/09*

Table of Contents

Deliverables submitted by SMCWPPP Municipalities are located in the following volumes:

VOLUME II

- Atherton
- Belmont
- Brisbane
- Burlingame
- Colma
- Daly City

VOLUME III

- East Palo Alto
- Foster City
- Half Moon Bay
- Hillsborough
- Menlo Park
- Millbrae

VOLUME IV

- Pacifica
- Portola Valley
- Redwood City
- San Bruno
- San Carlos
- San Mateo (City of)

VOLUME V

- San Mateo County
- South San Francisco
- Woodside

Table of Contents

List of Acronyms

| | |
|----------|--|
| BAMBI: | Bay Area Macroinvertebrate Bioassessment Information Network |
| BASMAA: | Bay Area Stormwater Management Agencies Association |
| BMPs: | Best Management Practices |
| CEP: | Clean Estuary Partnership |
| CEQA: | California Environmental Quality Act |
| C/CAG: | City/County Association of Governments of San Mateo County |
| CII: | Commercial/Industrial/Illicit (Subcommittee) |
| CIPs: | Capital Improvement Projects |
| COAs: | Conditions of Approval |
| HMP: | Hydromodification Management Plan |
| IPM: | Integrated Pest Management |
| MRP: | Municipal Regional Stormwater Permit |
| NDS: | New Development Subcommittee |
| NEPA: | National Environmental Policy Act |
| NPDES: | National Pollutant Discharge Elimination System |
| PIP: | Public Information and Participation |
| POP: | Point of Purchase (PIP campaign) |
| POTW: | Publicly-Owned Treatment Works (sewage treatment plants) |
| RGO: | Retail Gasoline Outlets |
| RMP: | Regional Monitoring Program |
| SMCWPPP: | San Mateo Countywide Water Pollution Prevention Program |
| SWMP: | Stormwater Management Plan |
| TAC: | Technical Advisory Committee |

1 EXECUTIVE SUMMARY

INTRODUCTION

This report summarizes the San Mateo Countywide Water Pollution Prevention Program's (SMCWPPP) stormwater pollution prevention and control activities in FY 2008/09. This report was developed to comply with SMCWPPP's municipal stormwater National Pollutant Discharge Elimination System (NPDES) permit adopted in July 1999 and amended in 2003, twice in 2004, and again in 2007. The San Francisco Bay Regional Water Quality Control Board (Regional Water Board) staff has administratively extended the permit beyond its normal five-year expiration period while it continues to prepare a municipal regional stormwater permit that will provide permit coverage for a majority of the municipalities located in the Bay Area.

This report summarizes progress in implementing the following five major components of the SMCWPPP:

- Municipal Government Maintenance Activities
- Industrial and Illicit Discharge Control
- Public Information and Participation
- New Development and Construction Controls
- Watershed Assessment and Monitoring



Information summarized in this report originated from work completed by the General Program and semiannual deliverable reports prepared by SMCWPPP's member agencies (Volumes II-V). Each municipality's two semiannual reports are located together within one of these volumes. Table 1-1 summarizes the submittals received from each of the municipalities.

The NPDES Program Coordinator, County Environmental Health or consultants conduct General Program activities for the benefit of all municipalities. Copies of General Program materials are contained in Appendices A-E including workshop training materials, summaries from reports, and BMP educational outreach materials.

The following describes the organizational structure of SMCWPPP and funding information

that is not contained elsewhere.

Organizational Structure

The current organizational structure of SMCWPPP is illustrated in Figure 1-1. The City/County Association of Governments (C/CAG) of San Mateo County, comprised of local elected city council representatives from each municipality, a member of the County Board of Supervisors, and representatives from the transit district and transportation authority, is the administrative and policy making body for SMCWPPP. C/CAG operates as a joint powers authority on issues of regional importance to San Mateo County jurisdictions. Administrative and policy making responsibilities were assumed under Amendment No. 3 to the Joint Powers Authority Agreement issued on April 22, 1993. This agreement makes C/CAG responsible for assisting with the Stormwater Management Plan's implementation and for assisting the municipalities' compliance with the NPDES permit. C/CAG has established an NPDES Subcommittee whose members are appointed by the C/CAG Chair.

C/CAG's deliberations are assisted by the NPDES Technical Advisory Committee (TAC), which is comprised of municipal representatives in the fields of engineering, planning, environmental health, wastewater treatment, source control inspection, and public works administration. The TAC has established five subcommittees to implement the five major program components. The names of subcommittee chairs, typical meeting dates, and meeting times are also shown in Figure 1-1.

General Program Financing Mechanism

During the 1992 California Legislative Session, AB 2635 (Chapter 1208, Statutes of 1992) extended the authority of the San Mateo County Flood Control District Act. As a result, the Board of Supervisors, acting in its capacity as the Flood Control District Board of Directors, upon a two-thirds vote, may adopt an ordinance to impose charges in any zone or subzone. These charges may be used for the specific purposes of funding flood control, storm drainage, water conservation or supply, or water pollution abatement projects or programs. This ability to impose fees provided a central revenue source for General Program activities that can also be used by local municipal programs to finance local NPDES permit program activities.

In FY 2000/01 C/CAG established a Task Force to evaluate a possible fee increase for supporting the General Program. This process included notifying each property owner and it culminated in the County Board of Supervisors approving an additional fee in July 2001.

The charges appear on the property tax rolls and are imposed as a separate line item on the property tax bill. The approved FY 2008/09 C/CAG budget was \$1,497,797. Generally, fees to fund the General Program were applied according to land use area as follows:

- \$3.44 residential parcel – basic fee;
\$2.86 – additional fee.

- \$1.72 condominium, agriculture and vacant parcel – basic fee;
\$1.42 – additional fee.
- \$3.44 all other uses for first 11,000 square feet, plus \$0.32 per 1,000 additional square feet of parcel area – basic fee;
\$2.86 for first 11,000 square feet plus \$0.26 per 1,000 additional square feet of parcel area - additional fee.

All of the municipalities except Woodside, Brisbane, Colma, and San Mateo rely on the countywide collection of the basic fee to support their contribution to the General Program. The Town of Woodside uses an alternative source of funding to pay its General Program cost share.

The Cities of Belmont, Brisbane, Colma, Daly City, East Palo Alto, Hillsborough, Menlo Park, Millbrae, Pacifica, San Bruno and South San Francisco also have established local fees to fund municipality-specific activities.

Bay Area-Wide Collaboration

SMCWPPP has continued to be an active participant in several region-wide collaborative pollution prevention and control efforts and in planning for Total Maximum Daily Loads (TMDLs). Notable among these is its continued support for BASMAA at both the Directors' level and at the committees' level during the past year. This support included contributing \$40,000 to BASMAA's Regional Advertising campaign that focused on watersheds. In addition, SMCWPPP has so far contributed \$22,000 towards the development of BASMAA's Treatment Measure Design Tool.

SMCWPPP has actively supported the San Francisco Estuary Project's Implementation Committee. Lastly, SMCWPPP has participated in the Water Board's Mercury Watershed Council since it was initiated in 1999.

SMCWPPP is also supporting the maintenance of the Bay Area Hydrology Model (BAHM), along with the Santa Clara Valley Urban Runoff Pollution Prevention Program and the Alameda Countywide Clean Water Program. The BAHM was adapted from the Western Washington Hydrology Model to help local agencies and development community engineers to design correctly Flow Duration Control measures that comply with SMCWPPP's 2007 hydromodification provisions permit amendment.

SUMMARY OF PROGRESS IN EACH PLAN COMPONENT

A summary of FY 2008/09 major accomplishments is described below, along with a discussion of the goals of each component

Municipal Government Maintenance Activities

The goals of this component are:

- To maximize the removal of trash/litter and other pollutants while sweeping streets, cleaning storm drain inlets, and conducting other routine maintenance activities.
- To minimize non-stormwater discharges to storm drains and watercourses from maintenance-related activities.

Educational outreach to local maintenance staff is conducted primarily through regular public works and parks maintenance meetings and two annual training workshops for supervisors and field staff. One of these annual workshops focused on parks maintenance and the use of integrated pest management techniques.

Major accomplishments during the past fiscal year include the following:

- Facilitated four San Mateo Public Works Supervisors/Municipal Maintenance Subcommittee meetings and three Parks Maintenance and Integrated Pest Management (IPM) Work Group meetings.
- Conducted the 16th Annual Maintenance Workshop that was attended by 66 public works, facilities, and parks maintenance supervisors and field staff. Most of the workshop's attendees reported that the workshop met their expectations.
- Conducted the 9th Annual Parks Maintenance and IPM Workshop attended by 71 people. Most of the workshop's attendees reported that the workshop met their expectations.
- Tracked records for street sweeping, maintenance of storm drainage facilities, and removal of leaf and litter in order to evaluate effectiveness and document improvements in BMPs.

Industrial and Illicit Discharge Controls

The primary goals of this component parallel the requirements of the Clean Water Act as follows:

- To effectively prohibit the discharge of illicit, non-stormwater discharges to the municipal storm drain system.
- To control the discharge of pollutants in stormwater from commercial and industrial businesses to the maximum extent practicable.

The following major accomplishments were achieved last fiscal year:

- Adapted for Countywide Program use ACCWP's school maintenance staff version of *Tips for a Cleaner Bay* best management practices (BMPs) booklet. Copies of the booklet were printed in English and Spanish

- Held a training workshop for 35 business inspectors and other interested staff. The training included hands on field exercises at South San Francisco's corporation yard.



- Continued to conduct stormwater inspections and provide educational outreach to businesses in FY 2008/09, as part of the effort to re-inspect high priority businesses annually and inspect other businesses that impact stormwater

quality at least once every five years. The total number of inspections in FY 2008/09 (2,584) was higher than the average number of annual inspections (2,189) completed during the five years preceding last fiscal year. The total number of inspections conducted during the last five years (11,394) is 38 percent higher than the total number inspected during the preceding five-year period (8,241).

- Approximately 7 percent of the businesses inspected in FY 2008/09 (170) had a municipal stormwater violation. Last fiscal year and FY 2005/06 had the lowest percentage of violations found since this information began to be tracked seven years ago. For reporting purposes, the CII Subcommittee defines the term violation as either the discharge of pollutants to the storm drain system because pollutants are exposed to stormwater runoff or there was a discharge to the storm drain system of non-stormwater disallowed by the NPDES permit. All except for two of the violations were reportedly corrected by June 30, 2009.
- Found 356 illicit discharges which is slightly less than the number (370) found in FY 2007/08. All of the illicit discharges found had ceased.

Public Information and Participation



The primary goals of SMCWPPP's Public Information and Participation (PIP) component are:

- To educate the public about the causes of stormwater pollution and its serious effect on the quality of local creeks, lagoons, shorelines, and neighborhoods;
- To encourage residents to adopt less polluting and more environmentally beneficial practices; and
- To increase residents' hands-on involvement in SMCWPPP's activities.

PIP is essential for controlling pollution at the source because most pollutants originate from preventable, everyday activities. Pollutants in stormwater may be reduced by educating

residents about the benefits of preventing stormwater pollution and motivating them to do their share to reduce pollution.

This approach is recognized as being both cost-effective and efficient in meeting the goal of reducing pollutants in stormwater to the maximum extent practicable.

The PIP Subcommittee met six times in FY 2008/09 to oversee the development of educational materials and to guide the implementation of countywide PIP activities.

SMCWPPP accomplished the following major public information and participation tasks during FY 2008/09:

- Conducted school outreach to schools, reaching over 10,000 students through “The Water Beat” Zun Zun assembly program.
- Sponsored two workshops for local teachers and educators on teaching students about watersheds and water protection, using the “Kids in Creeks” and “Kids in Gardens” curriculum developed by the Watershed Project.
- Continued the Community Action Grant Program.
- Continued to participate in the region-wide Integrated Pest Management “Our Water Our World” campaign by working with local retail stores.
- Continued to coordinate the California Coastal Cleanup Day event in collaboration with the California Coastal Commission.
- Hosted an educational booth at the County Fair.
- Maintained SMCWPPP’s website, www.flowstobay.org
- Continued collaborative outreach with the Used Oil Block Grant Program and the Retail-Take Back Program of the County Household Hazardous Waste Program in Environmental Health.
- Implemented the municipalities’ community outreach programs.



New Development and Construction Controls

The goal of this component is to assist municipalities in developing and adopting procedures to ensure that appropriate measures are implemented to control stormwater pollution associated with new development and significant redevelopment projects. These measures may include site planning and design techniques to mitigate stormwater impacts, BMPs and controls during construction, and BMPs and stormwater treatment measures to reduce stormwater pollutants over the life of the project.

SMCWPPP's strategies are to integrate procedures for stormwater pollution prevention and control into existing municipal review and inspection programs and to coordinate with other Bay Area programs.

SMCWPPP's primary accomplishments related to new development and construction controls during the past fiscal year included:

- Completed the Sustainable Green Streets and Parking Lot Design Guidebook, which was prepared for the Countywide Program.
- Construction was completed for two of the six projects that were awarded the Countywide Program's sustainable green streets and parking lots grants.
- Sponsored the May 28, 2009, Green Streets and Parking Lots Workshop, featuring the new Sustainable Green Streets and Parking Lots Design Guidebook.
- Contracted with Nevue Ngan Associates to prepare preliminary concept plans for eight green streets and parking lots projects in the San Francisquito Creek Watershed in Menlo Park, in preparation to apply for a Proposition 84 grant for low impact development.
- Surveyed municipalities to determine how stormwater inspection requirements for new development and construction are being implemented.

Watershed Assessment and Monitoring

The goals of SMCWPPP's Watershed Assessment and Monitoring (WAM) component include:

- Characterizing creek function, health and water quality conditions in representative watersheds in San Mateo County and evaluating potential stormwater runoff impacts;
- Developing plans to address specific pollutants of concern associated with stormwater runoff, such as mercury and polychlorinated biphenyls (PCBs), and performing related special studies (e.g., to identify pollutant sources); and



- Evaluating long-term trends in water quality and thereby informing the SMCWPPP's efforts to improve the effectiveness of its BMPs to prevent or reduce stormwater runoff impacts.

Over the past several years SMCWPPP has focused on using integrative tools such as trash assessments, creek walks and bioassessments to characterize creek condition and inform implementation of BMPs. The monitored creeks are typically receiving waters for stormwater discharges from municipal storm drain

systems in watersheds with significant urban land uses. SMCWPPP also comments on

selected regulatory actions (e.g., 303(d) listings and Basin Plan amendments) and participates in regional collaborative efforts that develop information needed to improve water quality in San Francisco Bay and local watersheds in San Mateo County and all of the Bay Area. SMCWPPP's WAM component accomplishments during FY 2008/09 are summarized below.

- SMCWPPP performed a pilot study to investigate sources and pathways of trash in lower San Mateo Creek and completed a report documenting the study methods and results. Two separate three-day in-stream trash assessments/cleanups covering the entire study area were conducted during September 2008 and January 2009 using a modified version of the Urban Rapid Trash Assessment protocol. A total of 7,426 and 5,125 trash items were found in the creek study area, respectively, confirming that trash accumulation is an ongoing problem. Plastic items were the most prevalent type of trash. The assessments revealed that direct littering and dumping from road crossings above the creek (and sometimes associated with homeless encampments beneath the road crossings) are a major source of trash to the creek. In both assessments, the same small percentage of the trash (3%) was identified as originating from storm drains. However, a large proportion of trash appeared to originate from unknown upstream sites. On-land litter audits were also performed at twelve street locations within the storm drain catchment areas draining into the study area. It was not feasible to link on-land trash sources with trash that accumulated in the creek, but branding of trash during the audits did reveal some major sources of trash and could help inform outreach and enforcement efforts.
- SMCWPPP finalized a fact sheet that describes typical trash management activities conducted by SMCWPPP's municipalities and SMCWPPP's multi-faceted program-wide efforts to characterize trash and reduce trash levels in urban creeks and shorelines.
- SMCWPPP General Program staff walked a section of Colma Creek with San Mateo County Department of Public Works staff and City of South San Francisco staff and prepared a memorandum discussing trash conditions in the creek and summarizing recently improved municipal trash management actions.
- SMCWPPP continued to participate in the San Francisco Estuary Regional Monitoring Program (RMP). SMCWPPP continued to provide funding to the RMP during FY 2008/09. General Program staff also continued to represent BASMAA on the RMP Sources, Pathways and Loadings Work Group, PCB Strategy Work Group, Dioxin Strategy Work Group, and Sport Fish Work Group. Through participation in these work groups General Program staff advocate for stormwater program interests during RMP study design, implementation and reporting.
- SMCWPPP supported development of a monitoring collaborative among Bay Area stormwater agencies via General Program staff's participation in the Bay Area



Stormwater Management Agencies Association Regional Monitoring Coalition (BASMAA RMC). The BASMAA RMC met periodically to begin developing a regional approach to compliance with the anticipated monitoring provisions in the Municipal Regional Permit and discussed important aspects of this effort such as developing sampling and analysis plans, quality control, contracting for fieldwork, inter-laboratory calibration, data management, and reporting.

- SMCWPPP General Program staff continued to assist BASMAA to participate in a project entitled “Taking Action for Clean Water” that will develop Bay Area-specific BMPs to prevent release of PCBs from building materials into urban runoff during renovation, maintenance or demolition of structures.
- SMCWPPP continued to provide in-kind assistance to the Bay Area Macroinvertebrate Bioassessment Information Network (BAMBI). BAMBI is developing a regional Index of Biological Integrity (IBI), which will help with classifying creek condition, evaluating attainment of beneficial uses in creeks, identifying stressors to creeks, and establishing water quality goals.
- SMCWPPP General Program staff reviewed Regional Water Board staff’s proposed new Clean Water Act 303(d) listings in San Mateo County and prepared written comments.
- SMCWPPP General Program staff reviewed Regional Water Board staff’s proposed changes to the Basin Plan related to San Mateo County water bodies and their beneficial uses and prepared written comments and recommended revisions.
- SMCWPPP General Program staff continued to help represent BASMAA’S interests during development of the San Francisco Bay PCBs TMDL.
- SMCWPPP General Program staff continued performing a variety of tasks related to assisting SMCWPPP and BASMAA negotiate and prepare for implementing the proposed monitoring, trash, mercury and PCBs provisions in the draft Municipal Regional Permit.
- SMCWPPP’s WAM Subcommittee met regularly during FY 2008/09 to oversee the WAM component’s activities. The subcommittee also took a field trip to a reach of Laurel Creek to observe typical trash impacts to urban creeks in San Mateo County and discuss potential sources, pathways and management actions.
- SMCWPPP compiled the WAM components reports prepared during the past several years, prepared a reference list, and posted links to electronic copies of the reports on SMCWPPP’s web page.

The effectiveness of WAM component efforts during FY 2008/09 should be assessed in the context of the WAM component goals described earlier. Over the past several years SMCWPPP’s bioassessments, USA creek walks, and trash assessments in urban creeks in San Mateo County have helped define baseline water quality conditions. These data will facilitate future evaluations of long-term trends and thereby inform efforts to evaluate the overall effectiveness of SMCWPPP’s stormwater pollution prevention and control BMPs.

These data also potentially help identify impairment problems and pollutant sources, a first step in selecting new BMPs to prevent or reduce stormwater runoff impacts throughout San Mateo County. For example, as mentioned above, SMCWPPP is assisting with development of a regional Index of Biologic Integrity (IBI) based on SMCWPPP's bioassessment data and other Bay Area data. The IBI will potentially help SMCWPPP to evaluate attainment of creek beneficial uses and identify stressors to creeks, and thereby inform management actions. In another example, SMCWPPP's trash assessments help characterize sources of trash to urban creeks, and therefore will inform the development of new or improved BMPs to address trash. In addition, SMCWPPP's participation in regional monitoring efforts (e.g., the RMP) assists TMDL development, especially those TMDLs focusing on improving water quality in San Francisco Bay such as the PCBs TMDL. Furthermore, SMCWPPP's commenting on ongoing or new regulatory actions (e.g., proposed new 303(d) listings and various Basin Plan amendments) helps ensure that such actions take into account SMCWPPP and BASMAA agency interests and concerns. This is essential because stormwater management agencies are an important stakeholder in Bay Area water quality issues.

During FY 2009/10, SMCWPPP's WAM component will continue to focus on watershed-related activities, specific pollutants of concern such as trash, regional collaboration, and commenting on selected regulatory actions. To the extent possible, all WAM component activities will be planned and conducted in coordination with the ongoing development of the Municipal Regional Permit, and in compliance with the permit once it is adopted. In preparation for implementing this permit, SMCWPPP will continue to support and participate in development of a regional monitoring collaborative among Bay Area stormwater agencies (i.e., the BASMAA RMC). SMCWPPP will also continue to participate in existing regional collaborative monitoring programs in the Bay Area such as BAMBI and the RMP.

**FIGURE 1-1: SAN MATEO COUNTYWIDE WATER POLLUTION PREVENTION PROGRAM
ORGANIZATIONAL STRUCTURE AND MEETINGS**

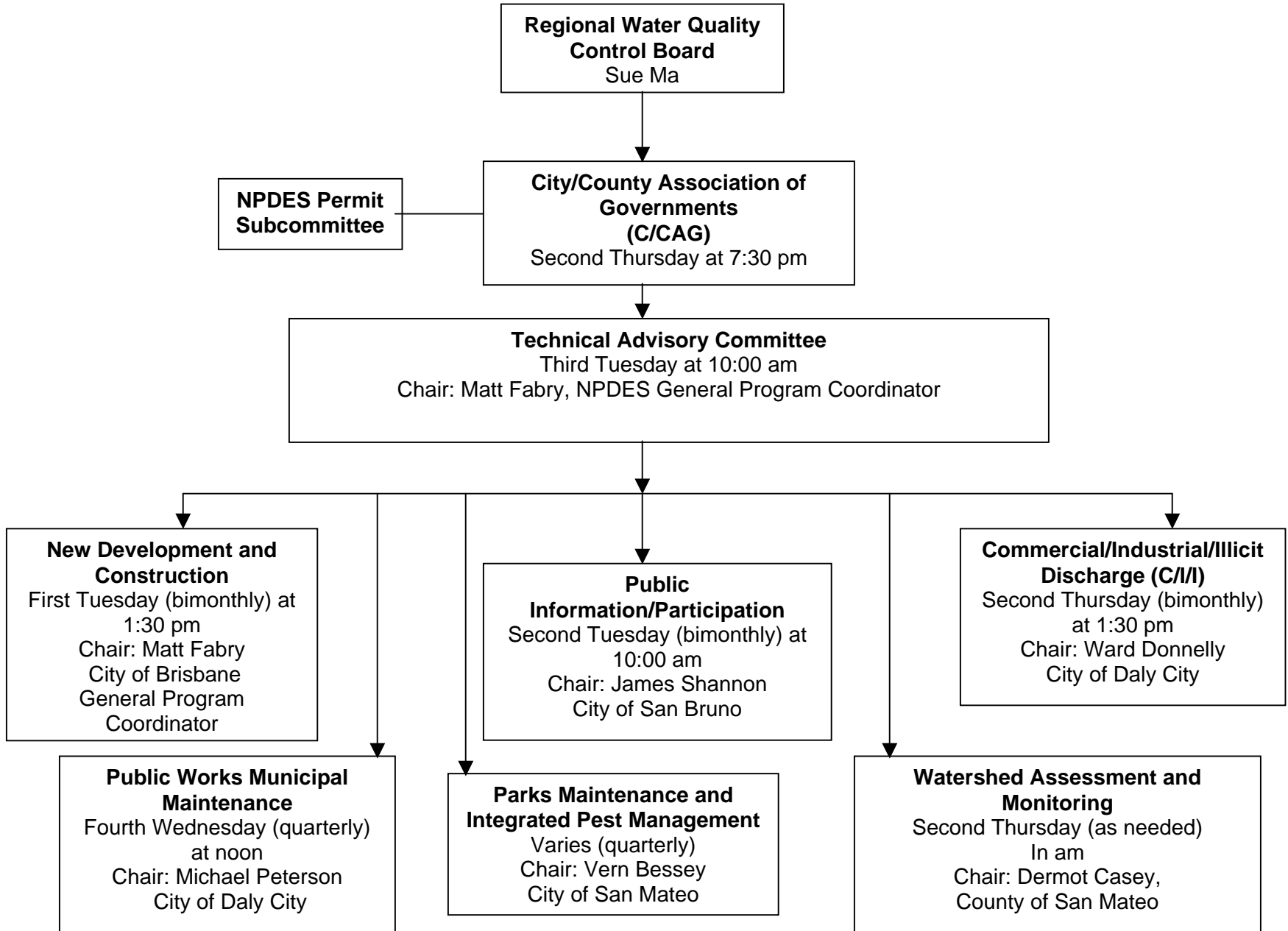


Table 1-1. SMCWPPP Submittals for the FY 2008/09 Annual Report

| Agency | Deliverable Report Forms | | Certification Letter* | Monthly Maintenance Forms | | Illicit Discharge Quarterly Reports | |
|---------------------|--------------------------|----------------------|--------------------------------|---------------------------|----------------------|-------------------------------------|----------------------|
| | 1 st Half | 2 nd Half | | 1 st Half | 2 nd Half | 1 st Half | 2 nd Half |
| Atherton | ✓ | ✓ | Duncan Jones | ✓ | ✓ | ✓ | ✓ |
| Belmont | ✓ | ✓ | Karen Borrmann | ✓ | ✓ | ✓ | ✓ |
| Brisbane | ✓ | ✓ | Matthew Fabry | ✓ | ✓ | ✓ | ✓ |
| Burlingame | ✓ | ✓ | Eva Justimbaste | ✓ | ✓ | ✓ | ✓ |
| Colma | ✓ | ✓ | Phil Scramaglia | ✓ | ✓ | ✓ | ✓ |
| Daly City | ✓ | ✓ | Patrick Sweetland | ✓ | ✓ | ✓ | ✓ |
| East Palo Alto | ✓ | ✓ | Lucy Chen | ✓ | ✓ | ✓ | ✓ |
| Foster City | ✓ | ✓ | Norman Dorais | ✓ | ✓ | ✓ | ✓ |
| Half Moon Bay | ✓ | ✓ | Mo Sharma | ✓ | ✓ | ✓ | ✓ |
| Hillsborough | ✓ | ✓ | Dave Bishop | ✓ | ✓ | ✓ | ✓ |
| Menlo Park | ✓ | ✓ | Jennifer Ng | ✓ | ✓ | ✓ | ✓ |
| Millbrae | ✓ | ✓ | Khee Lim | ✓ | ✓ | ✓ | ✓ |
| Pacifica | ✓ | ✓ | Van Dominic Ocampo | ✓ | ✓ | ✓ | ✓ |
| Portola Valley | ✓ | ✓ | Howard Young | ✓ | ✓ | ✓ | ✓ |
| Redwood City | ✓ | ✓ | Larry Barwacz | ✓ | ✓ | ✓ | ✓ |
| San Bruno | ✓ | ✓ | Klara Fabry | ✓ | ✓ | ✓ | ✓ |
| San Carlos | ✓ | ✓ | Mark Weiss | ✓ | ✓ | ✓ | ✓ |
| San Mateo, City of | ✓ | ✓ | Vern Bessey Larry Patterson | ✓ | ✓ | ✓ | ✓ |
| San Mateo County | ✓ | ✓ | Dean Peterson | ✓ | ✓ | ✓ | ✓ |
| South San Francisco | ✓ | ✓ | Cassie Prudhel | ✓ | ✓ | ✓ | ✓ |
| Woodside | ✓ | ✓ | Gratien Etchebehere | ✓ | ✓ | ✓ | ✓ |

✓ = Municipality submitted all or most of the forms.

N/A = Not applicable.

* Construction certification letters are typically signed by different staff than the person responsible for certifying overall deliverable reports. Refer to each municipality's deliverables for information about construction certification letters.

2

MUNICIPAL GOVERNMENT MAINTENANCE ACTIVITIES

INTRODUCTION

The goals of this component are:

- To maximize the removal of trash/litter and other pollutants while sweeping streets, cleaning storm drain inlets, and conducting other types of routine maintenance activities.
- To minimize non-stormwater discharges to storm drains and watercourses from maintenance-related activities.

Educational outreach to local maintenance staff is conducted primarily through regular public works and parks maintenance meetings and two annual training workshops for supervisors and field staff. One of these annual workshops focuses on park maintenance and the use of integrated pest management.

ACCOMPLISHMENTS

Major accomplishments during the past fiscal year include the following:

- Facilitated four San Mateo Public Works Supervisors/Municipal Maintenance Subcommittee meetings and three Parks Maintenance and Integrated Pest Management (IPM) Work Group meetings.
- Conducted the 16th Annual Maintenance Workshop that was attended by 66 public works, facilities, and parks maintenance supervisors and field staff. Most of the workshop's attendees reported that the workshop met their expectations.
- Conducted the 9th Annual Parks Maintenance and IPM Workshop attended by 71 people. Most of the workshop's attendees reported that the workshop met their expectations.
- Tracked records for street sweeping, maintenance of storm drainage facilities, and removal of leaf and litter in order to evaluate effectiveness and document improvements in BMPs.

Participation and Coordination with the Municipal Maintenance Subcommittee

The San Mateo Public Works Supervisors/Municipal Maintenance Subcommittee (Municipal Maintenance Subcommittee) held its regular meetings to share information about current maintenance activities, methods to optimize pollutant removal, and BMPs to minimize non-

stormwater discharges to storm drains.

Daly City's Michael Peterson has chaired the subcommittee since January 2008. Most municipalities (see Appendix A) routinely participated in these subcommittee meetings. The municipalities that attended a majority of the subcommittee's meetings include staff from the Cities of Atherton, Belmont, Brisbane, Burlingame, Colma, Daly City, Menlo Park, Millbrae, Pacifica, Redwood City, San Bruno, San Carlos, South San Francisco, and unincorporated San Mateo County.

Sixteenth Annual Maintenance Workshop

The Sixteenth Annual Maintenance Workshop was held at the GreenV Sustainable Center in South San Francisco on June 25, 2009. A work group comprised of Daly City's Michael Peterson; Steve Fischer, San Mateo County; and Tim Murray, City of Belmont; helped to plan the workshop. This planning work group assisted with developing the agenda, contacting speakers, and identifying equipment vendors.

Two-thirds of the Countywide Program's municipalities were represented at the workshop. Based on an evaluation survey, 39 respondents reported that the workshop met their expectations; no one reported that it did not meet their expectations, and three people did not answer this question. In addition, almost all of the attendees who completed the survey reported that they would be interested in attending a similar workshop next year. Appendix A contains a copy the workshop agenda, list of attendees, and a summary of the evaluation forms.

The following summarizes some of information presented at the workshop.

Caltrans Corporation Yard and Road Maintenance / Repair BMPs

Gary Mears and Sherman Pulcher from Caltrans' Stormwater Maintenance Division presented an abridged version of the stormwater training given to Caltrans' maintenance employees. After an overview of the history of stormwater protection in California, Gary discussed the requirement for stormwater management plans for corporation yards and the possible fines for non-compliance. He provided photographs taken at different Caltrans corporation yards, which showed "the good" (proper storage of hazardous materials, covered stockpiles, etc.), "the bad," and "the ugly." Gary stressed the messages "only rain in the storm drain" and "maximum extent practicable" several times in the presentation.

In addition, Gary talked about the different types of pollutants that can enter stormwater during routine maintenance practices, like mud, pesticides, paint, and even tap water. He described and showed photographs of the BMPs Caltrans uses in its operations, and urged the audience to "clean up after yourselves." The audience was given a quiz on what they learned at the conclusion of the presentation.

The Caltrans presentation was the most highly-rated of the presentations given at the training.

SCVURPPP Trash Pilot Study Update

John Fusco from SCVURPPP/EOA provided updated information on SCVURPPP's Trash Pilot Study. John provided background information on the study, and described the Storm-Tek drain inserts that were installed in Sunnyvale and San Jose. The inserts were custom-fitted to each storm drain inlet. The inserts require maintenance about once a year. The two most common items found in the inserts were leaves and plastic bags. Areas with a lot of street trees may require more frequent maintenance to prevent clogging.

Regional Water Board Perspective

Dale Bowyer from the Water Board discussed the rising concern over trash – particularly plastics - in the environment. The municipal regional stormwater permit will require municipalities to assess their trash hot spots. Trash control devices will be required in these trash hot spots and maintenance is essential for them to work and prevent flooding.

Dale also noted that in the draft permit's street sweeping requirements have been moved from the municipal maintenance component to the pollutants of concern component to tie in to requirements to show reductions in trash and PCBs. Street sweeping will need to be done in a certain way to capture pollutants of concern in order for municipalities to get credit for reducing trash and PCBs.

Atherton Turns its Logs into Lumber

Steve Tyler from the Town of Atherton described a new program in the town to reclaim wood from fallen trees and turn it into lumber for park bollards. The town loses about 24 trees (primarily oaks and elms) each year due to disease, old age, accidents, and storms. Several of the town's park bollards needed to be replaced, and Steve figured out that using the wood from the town's trees would cost less than purchasing new bollards. Woodfirst Sustainable Enterprises brought in mills right where the trees fell and cut the trees into lumber. Chris Johnson from Woodfirst noted that the reclaimed wood can also be used for planter boxes, park benches, or floorboards, or it can be donated to non-profit organizations like Habitat for Humanity.

Facilitated Parks Maintenance and IPM Work Group

Vern Bessey from the City of San Mateo continued to chair the work group during FY 2008/09. The municipalities that attended a majority of the work group's three meetings include staff from the Cities of Brisbane, Daly City, Hillsborough, Menlo Park, Redwood City, San Mateo, and unincorporated San Mateo County. Participation on the work group has remained steady during the past two years following a decline that occurred three to four years ago.

Discussion topics were broadened three years ago to include parks maintenance as well as IPM methods. One of the recurring topics has been the proposed and evolving requirements contained in the draft municipal regional stormwater permit. In addition, the work group has been interested in the progress of the Countywide Program's sustainable green streets and parking lots program, new requirements for water conservation, and continued regulatory

guidance on pesticide use and safe application practices by staff from the County's Agriculture Department.

Eighth Annual Park Maintenance and Integrated Pest Management Workshop

The Countywide Program's annual Park Maintenance and IPM workshop was held on February 26, 2009 at the GreenV Sustainable Center in South San Francisco. Seventy-one people representing 15 municipalities attended the workshop. The 2009 workshop's attendance was similar to the 2008 workshop. The two most recent annual workshops had less participation compared to the workshops held in 2007 (91 attendees from 18 municipalities) and 2006 (94 attendees from 20 municipalities).

Among the 44 workshop attendees who completed an evaluation form, 38 indicated that the workshop met their expectations; one reported that it exceeded their expectations; one reported that it did not, and four did not answer this question. A lot of positive comments were offered about the workshop. Appendix A contains a copy of the workshop agenda, attendance list, and a summary of the evaluation forms.

The following summarizes briefly some of the information presented at the workshop.

EcoWise Certified Contracting Tool Kit

Bart Brandenburg from EcoWise Certified discussed EcoWise Certified, which is an independent, 3rd-party, standards-based program that certifies Branch 2 PCOs who demonstrate proficiency in IPM. Eco Wise Certified is a voluntary program, funded by the State Water Resources Control Board, to help prevent pesticide runoff into urban creeks.

EcoWise Certified has developed a Contracting Tool Kit that describes how to establish an IPM policy, implement an IPM program, and contract for IPM services. In addition, the Tool Kit includes information on how to prepare a request for proposal for IPM services. EcoWise Certified's approach includes: inspection, monitoring and recordkeeping; forming a partnership with the customer; choosing a mix of strategies appropriate to the site; and using chemical controls only when non-chemical methods are insufficient to solve the problem quickly and affordably.

Right Tree, Right Place to Prevent Infrastructure Conflicts

Gordon Mann from Mann Made Resources covered an array of tree-related topics including why trees are important, how to put the right tree in the right place, avoidance of street tree conflicts, and retrofit and mitigation strategies. Gordon used to be Redwood City's Public Works Superintendent and City Arborist, and he supplemented his presentation with a lot of insightful local information.

Trees perform a number of useful functions including improving air quality, stabilizing soil, recharging groundwater, improving stormwater quality, mitigating heat island effect, conserving energy, and increasing property values. He outlined his "right tree in the right place" philosophy as finding a tree type that is climate-appropriate, will grow properly, and

whose characteristics match site needs. The “right place” provides intended benefits, has available space to match the tree’s growth habits, and doesn’t cause avoidable problems.

Gordon also discussed how much space street trees require and transplanting methods. Many older street trees are grown in under-sized planters, where insufficient water gets to the roots and roots conflict with local infrastructure such as curbs and sidewalks. He reviewed various mitigation methods used to improve growing conditions for street trees in Redwood City, including removing sidewalks, providing larger planting spaces with bigger cut-outs, redesigning sidewalks and curbs, reducing sidewalk widths, using alternative materials such as rubber sidewalks, structural soils and Silva Cells.

Water Conservation: Irrigation Design and Maintenance

Corbin Schneider from Verde Design provided information on irrigation design and maintenance for water conservation. In the late 1980’s, Corbin was the Landscape Architect/Irrigation Consultant representative on the task force that wrote the original “Water Conservation Irrigation Design Guidelines (AB 325)” that is now in use state-wide. These guidelines recommended less use of turf in favor of drought-tolerant plantings and the use of hydrozones when designing landscapes and irrigation systems.

On January 1, 2009, the Department of Water Resources adopted an updated model ordinance – AB 2717. By January 1, 2010, municipalities have to adopt the model ordinance or one that is at least as effective as the model ordinance. The state’s task force is currently developing labeling requirements and performance standards for irrigation products, requirements for water budgets and schedules for irrigation systems, standards for training and certification of personnel who work with irrigation systems, measures for improving existing landscape and irrigation systems, and research needs for water efficient plant varieties and irrigation equipment.

Several workshop attendees requested that Corbin Schneider return as a presenter at next year’s IPM workshop for further instruction on AB 2717.

Respirator Regulatory Refresher and Online Pesticide Use Reporting

Jeremy Eide from the County Agricultural Commissioner’s Office provided information on the County’s new online pesticide use reporting system, which all municipal parks departments can now use to report their pesticide use. Jeremy also reviewed the state’s respirator requirements that went into effect in 2008. The question and answer portion of the presentation was particularly helpful to parks maintenance staff that are responsible for the safe use of pesticides.

Emergency Spill Response

Waymond Wong, the Hazardous Materials Program Manager from San Mateo County’s Environmental Health Division, reviewed the County’s Hazardous Materials Emergency Response Team, or HMERT. HMERT’s primary responsibilities include hazard identification, risk assessment, adequate cleanup, environmental enforcement, and mitigation when

necessary. HMERT responds to about 50 calls per year. Waymond provided examples of calls they responded to including a gas tanker rollover, where 4000 gallons of fuel spilled onto Highway 101.

Waymond also described the following scenarios where municipal parks employees might work with HMERT: abandoned materials found on roadside; material transport; chemical releases or spills at their facilities; or incidents involving storm drains and sewers during maintenance operations. Waymond also reviewed the municipal employees' responsibilities when working with HMERT, which might include providing storm drain or sewer maps, knowing "hot" vs. "cold" zones, and transportation and disposal requirements.

Gopher and Ground Squirrel Control

Steven Hebert from Swat Pest Control provided information on the various techniques for removing gophers and ground squirrels. Steven avoids the use of poisons for rodent control as they are ineffective and can be harmful to the environment, children and pets. Typically rodents are caught alive in traps and later euthanized with carbon monoxide.

Steven discussed the habits of gophers, which must gnaw continuously to file down their teeth, each of which can grow eleven inches per year. He passed around his pet gopher, Gopi, so that workshop attendees could see gophers up close and gain an understanding.

Steven also provided information on ground squirrels, including their habits and natural predators.

Coordination with Maintenance Related Activities by Others

The Municipal Maintenance Subcommittee tries to improve communication and coordination with other agencies responsible for maintenance. Given the importance of improving trash and litter control, Kristy McCumby-Hyland from the City of Sunnyvale was invited to present information from their pilot study on the use and maintenance of storm drain inlet inserts for trash control. There was a large turnout for the March 2009 Subcommittee meeting where Ms. McCumby-Hyland presented the results of Sunnyvale's pilot project. She also generously shared copies of her PowerPoint presentation with the subcommittee.

Street Sweeping and Maintenance of Storm Drainage Facilities

The municipalities provided information to the General Program on street sweeping and maintenance of storm drainage facilities and watercourses. Municipalities continued to use the agreed upon monthly maintenance forms to provide this information.


Leaf Removal and Litter Control

Table 2-1 summarizes the amount of leaves and litter removed from each municipality. Municipal personnel collected about 16,000 cubic yards and 70 tons of litter and about 4,600 cubic yards, 320 tons, and 18,000 bags of leaves. Documentation of the amount of leaves and litter removed is challenging because they are generally mixed with debris from street sweeping and storm drain system cleaning or with turf clippings, tree pruning, weed removal, and other green wastes. In addition, a large amount of leaf and other green wastes that are

collected by the local waste pick up and recycling companies is not reported by the municipalities.

Storm Drainage Facilities and Watercourses

Information on municipalities' inspections and clean ups of storm drain inlets, V-ditches, drain lines, channels, creeks, culverts, junction boxes and pump stations is summarized in Table 2-2. Other storm drainage facilities were also inspected and/or cleaned. Overall, approximately 6,200 cubic yards of material was removed countywide from storm drainage facilities.



Street Sweeping

Table 2-3 summarizes street sweeping data, including the volume of material removed and miles swept by each municipality in FY 2008/09. Countywide about 147,000 curb miles were swept, removing about 29,000 cubic yards and 520 tons of material.

ASSESSMENT OF EFFECTIVENESS

Completion of SWMP Tasks

The General Program has completed all of the Municipal Government Maintenance Activity tasks scheduled for FY 2008/09.

Effectiveness of Maintenance Activities

Municipal maintenance staff helps to reduce litter, trash, leaves, and other pollutants by sweeping streets, cleaning storm drain conveyances, and implementing stormwater pollution prevention BMPs while performing routine maintenance, such as road repair and maintaining storm drains.

As mentioned above, maintenance crews removed about 29,000 cubic yards and 520 tons of material during street sweeping and about 6,200 cubic yards during storm drain cleaning. The removal of this material prevents it from being discharged to local creeks, the bay, and ocean.

Trash and litter collection by municipalities from throughout the county yielded about 16,000 cubic yards and 70 tons of trash and litter and about 4,600 cubic yards, 320 tons, and 18,000 bags of leaves. The volume of trash and litter reportedly collected is about the same as what was collected during the preceding year. In fact, given the large amount of variability in the reported data (Table 2-4), there does not appear to be any overall trend in the amount of trash and litter reportedly collected over the past eleven years.

**Countywide Annual Amounts of Reported Litter Removal
Table 2-4**

| Fiscal Year | Trash and Litter | |
|-------------|------------------|------|
| | Cubic yards | Tons |
| 2008/09 | 15,916 | 70 |
| 2007/08 | 14,788 | 77 |
| 2006/07 | 13,712 | 41 |
| 2005/06 | 13,572 | 62 |
| 2004/05 | 10,478 | 51 |
| 2003/04 | 14,774 | 42 |
| 2002/03 | 14,868 | 85 |
| 2001/02 | 5,579 | 13 |
| 2000/01 | 9,102 | 0 |
| 1999/00 | 9,753 | 0 |
| 1998/99 | 16,064 | 7 |

A municipality’s ability to increase the amount of pollutants removed depends partially on factors that it controls, such as the frequency of storm drain inlet inspection/cleaning and targeting of sweeping/litter removal efforts at source areas.

Other factors that influence the effectiveness of pollutant removal are not under a jurisdiction’s control, such as when and how much it rains. Although maintenance activities can be effective at removing pollutants, the costs and timing of these activities are practical considerations. In some instances, pollution prevention alternatives may be more cost effective.

FUTURE ACTIONS

The activities anticipated in FY 2009/10 include the following:

1. Hold up to four Municipal Maintenance Subcommittee meetings and up to three Parks Maintenance and IPM Work Group meetings to share information and disseminate material to staff regarding stormwater pollution prevention and control.
2. Assist the municipalities to improve their understanding of the new maintenance-related requirements contained in the MRP. This will be accomplished by developing and distributing materials and focusing on MRP-related topics at the quarterly municipal maintenance subcommittee meetings.
3. Consider holding the annual municipal maintenance and Parks Maintenance and IPM training workshops provided there is a need for and interest in continuing to have these trainings.
4. Continue to coordinate with maintenance related activities conducted by other agencies, such as trash control by Caltrans.

Table 2-1. FY 2008/09 Summary of Leaf Removal and Litter Control

| Municipality | Leaf Removal | | Litter Control | | | |
|-------------------------|---------------------|-----------------------|-----------------------|-------------|---------------|-----------------------|
| Atherton | 56 | yd ³ | 0 | bags | 69 | yd ³ |
| Belmont | 0 | yd ³ | 0 | bags | 29 | tons |
| Brisbane | 410 | yd ³ | 0 | bags | 382 | yd ³ |
| Burlingame ¹ | 262 | yd ³ | 0 | bags | 2,395 | yd ³ |
| Colma | 48 | yd ³ | 0 | bags | 229 | yd ³ |
| Daly City | 0 | yd ³ | 0 | bags | 782 | yd ³ |
| East Palo Alto | 173 | tons | 0 | bags | 0 | yd ³ |
| Foster City | 0 | yd ³ | 0 | bags | 0 | yd ³ |
| Half Moon Bay | 0 | yd ³ | 0 | bags | 23 | yd ³ |
| Hillsborough | 173 | yd ³ | 0 | bags | 555 | yd ³ |
| Menlo Park | 12 | yd ³ | 0 | bags | 1,283 | yd ³ |
| Millbrae | 44 | yd ³ | 0 | bags | 148 | yd ³ |
| Pacifica | 0 | yd ³ | 0 | bags | 2,859 | yd ³ |
| Portola Valley | 205 | yd ³ | 18,000 | bags | 939 | yd ³ |
| Redwood City | 2,227 | yd ³ | 0 | bags | 2,129 | yd ³ |
| San Bruno | 932 | yd ³ | 0 | bags | 66 | yd ³ |
| San Carlos | 37 | yd ³ | 0 | bags | 41 | tons |
| San Mateo, City of | 149 | tons | 0 | bags | 1,227 | yd ³ |
| San Mateo County | 199 | yd ³ | 0 | bags | 1,085 | yd ³ |
| South San Francisco | 0 | yd ³ | 0 | bags | 1,746 | yd ³ |
| Woodside | 0 | yd ³ | 0 | bags | 0 | yd ³ |
| TOTAL | 4,604 | yd³ | 18,000 | bags | 15,916 | yd³ |
| | 322 | tons | | | 70 | tons |

Notes:

Some municipalities include leaf debris and/or litter in their street sweeping debris total. Portola Valley figures include residential curb-side pickup of green waste for recycling.

The amount of leaves collected by municipal staff and reported in Table 2-1 is only a tiny portion of the total volume being collected. Allied Waste collects green yard wastes, including grass clippings, brush prunings, and leaves, for the eleven municipalities who are members of South Bayside Waste Management Authority (Atherton, Belmont, Burlingame, East Palo Alto, Foster City, Hillsborough, Menlo Park, Redwood City, San Carlos, and San Mateo County). ¹ Burlingame's values are based on summary information submitted on August 19, 2009.

Table 2-2. FY 2008/09 Summary of Material Removed From Municipal Storm Drainage Facilities

| Municipality | No. of Storm Drain Inlets in Municipality | No. of Inlets ¹ Inspected | No. of Inlets ¹ Cleaned | Other Facilities Inspected and/or Cleaned | | | | | | | Total Volume Removed | |
|-----------------------|---|--------------------------------------|------------------------------------|---|-------------------|-------------|-------------|-----------------------|----------------|---------------|----------------------|----------|
| | | | | V-Ditch | Storm Drain Lines | Channels | Creeks | Culverts ² | Junction Boxes | Pump Stations | (yd ³) | (tons) |
| | | | | (miles) | (miles) | (miles) | (miles) | (linear feet) | (no.) | (no.) | | |
| Atherton | 198 | 539 | 355 | --- | --- | 20.4 | 8.2 | 3280 | --- | --- | 171 | 0 |
| Belmont | 1,410 | 2,420 | 507 | 24.5 | 42.0 | --- | 5.3 | 1506 | --- | 60 | 307 | 0 |
| Brisbane | 410 | 518 | 518 | 500.0 | 0.1 | --- | --- | 350 | --- | --- | 30 | 0 |
| Burlingame | 1,100 | 278 | 236 | --- | --- | 1.6 | --- | --- | --- | 60 | 432 | 0 |
| Colma | 185 | 244 | 244 | --- | --- | --- | --- | --- | --- | --- | 27 | 0 |
| Daly City | 1,850 | 2,105 | 695 | --- | --- | 1.4 | --- | --- | --- | --- | 328 | 0 |
| East Palo Alto | 437 | 0 | 0 | --- | --- | --- | --- | --- | --- | --- | 0 | 0 |
| Foster City | 1,275 | 0 | 0 | --- | --- | --- | --- | --- | --- | --- | 8 | 0 |
| Half Moon Bay | 70 | 267 | 103 | 5.3 | 0.5 | --- | --- | --- | --- | --- | 42 | 0 |
| Hillsborough | 646 | 333 | 333 | 0.4 | --- | --- | --- | --- | 170.0 | --- | 211 | 0 |
| Menlo Park | 704 | 2,547 | 501 | --- | 3.1 | 2.4 | 7.0 | 0.0 | 38.0 | 24 | 68 | 0 |
| Millbrae | 623 | 1,696 | 1,475 | 19.8 | 1.9 | 16.1 | 23.8 | 14,650.0 | 3.0 | 24 | 330 | 0 |
| Pacifica | 986 | 1,711 | 1,711 | 0.3 | --- | 1.0 | --- | --- | --- | --- | 1,025 | 0 |
| Portola Valley | 264 | 318 | 120 | 28.5 | --- | --- | --- | 224 | 11.0 | --- | 37 | 0 |
| Redwood City | 2,685 | 771 | 2,098 | --- | 1.3 | --- | 6.7 | --- | --- | 187 | 729 | 0 |
| San Bruno | 950 | 1,149 | 1,149 | --- | 1.8 | --- | --- | 200.0 | 10.0 | 18 | 62 | 0 |
| San Carlos | 701 | 4,072 | 1,632 | 0.9 | 2.9 | 1.9 | 0.4 | 2 | --- | 19 | 305 | 0 |
| San Mateo, City of | 5,000 | 0 | 2,480 | 1.0 | 3.0 | 4.3 | 7.8 | --- | --- | 61 | 39 | 0 |
| San Mateo County | 1,136 | 3,243 | 1,696 | 237.0 | --- | --- | --- | --- | 2.0 | 2 | 1,369 | 0 |
| South San Francisco | 1,500 | 6,578 | 2,932 | 21.0 | 1.0 | --- | --- | 27,720 | --- | 99 | 427 | 0 |
| Woodside ³ | 350 | 453 | 389 | 56.0 | 34.0 | --- | 7.0 | 1,958,880 | 0.0 | 0 | 249 | 0 |
| TOTAL | 22,480 | 29,242 | 19,174 | 895 | 91.6 | 49.0 | 66.1 | 2,006,812 | 234 | 554 | 6,195 | 0 |

NOTES:

1. Inlets include conduits, curb inlets/outlets (convey stormwater around street corners), as well as storm drain inlets.
2. Culverts include cross-culverts and pipes.
3. Woodside's V-ditch amount also includes channels

Table 2-3. FY 2008/09 Summary of Street Sweeping Activities

| Municipality | Curb Miles of Street In Municipality | Material Removed | | Curb Miles Swept (miles) | Removal Rate (yd ³ /miles swept) |
|---------------------------|--------------------------------------|--------------------|------------|--------------------------|---|
| | | (yd ³) | (tons) | | |
| Atherton | 10 | 301 | 0 | 708 | 0.43 |
| Belmont | 162 | 439 | 0 | 5,918 | 0.07 |
| Brisbane | 48 | 42 | 48 | 1,102 | 0.04 |
| Burlingame ¹ | 140 | 4,552 | 0 | 14,219 | 0.32 |
| Colma | 14 | 169 | 0 | 321 | 0.53 |
| Daly City | 374 | 2,376 | 0 | 17,952 | 0.13 |
| East Palo Alto | 76 | 0 | 473 | 9,979 | 0.00 |
| Foster City | 109 | 484 | 0 | 3,593 | 0.13 |
| Half Moon Bay | 68 | 309 | 0 | 3,397 | 0.09 |
| Hillsborough ² | 140 | 0 | 0 | 0 | 0.00 |
| Menlo Park | 140 | 4,656 | 0 | 5,776 | 0.81 |
| Millbrae | 110 | 1,069 | 0 | 5,489 | 0.19 |
| Pacifica | 178 | 1,198 | 0 | 8,268 | 0.14 |
| Portola Valley | 43 | 137 | 0 | 228 | 0.60 |
| Redwood City | 350 | 2,002 | 0 | 9,171 | 0.22 |
| San Bruno | 176 | 1,817 | 0 | 4,898 | 0.37 |
| San Carlos | 166 | 1,003 | 0 | 5,736 | 0.17 |
| San Mateo, City of | 570 | 2,716 | 0 | 16,905 | 0.16 |
| San Mateo County | 640 | 3,865 | 0 | 14,210 | 0.27 |
| South San Francisco | 252 | 1,611 | 0 | 18,807 | 0.09 |
| Woodside | 86 | 76 | 0 | 264 | 0.29 |
| TOTAL | 3,852 | 28,821 | 521 | 146,940 | |

Notes:

¹ Burlingame's values are based on summary information submitted on August 19, 2009

² The rural nature of Hillsborough precludes street sweeping.

3 INDUSTRIAL AND ILLICIT DISCHARGE CONTROLS

INTRODUCTION

The primary goals of this component parallel the requirements of the federal Clean Water Act as follows:

- To effectively prohibit the discharge of illicit, non-stormwater discharges to the municipal storm drain system.
- To control the discharge of pollutants in stormwater from commercial and industrial businesses to the maximum extent practicable.

General Program and municipality-specific accomplishments under the “Industrial and Illicit Discharge Controls” section of the SWMP are described in this section of the annual report. The Commercial/Industrial/Illicit Discharge (CII) Subcommittee guides the Countywide Program’s implementation of this component.

Ward Donnelly from the City of Daly City continued to chair the CII Subcommittee during FY 2008/09. The municipalities that attended the majority of the subcommittee’s meetings include staff from the Cities of Belmont, Brisbane, Burlingame, Daly City, Menlo Park, Millbrae, Pacifica, San Mateo, South San Francisco, and unincorporated San Mateo County. Dermot Casey from the County of San Mateo Health Services Agency, Environmental Health Services Division (County Environmental Health), represented San Mateo County and most of the cities for which the county conducts business inspections. A complete list of subcommittee attendees is contained in Appendix B.

The CII Subcommittee’s Training Work Group took the lead in planning the May 2009 business inspector training workshop and developing educational outreach materials. This work group included the following members:

1. Kiley Kinnon, City of Burlingame;
2. Catherine Allin, City of Millbrae;
3. Dermot Casey, County of San Mateo;
4. Sarah Pratt, County of San Mateo and the Program’s public information and participation consultant; and

5. Rob Lecel, City of South San Francisco.

ACCOMPLISHMENTS

The following major accomplishments were achieved last fiscal year:

- Adapted for Countywide Program use ACCWP's school maintenance staff version of *Tips for a Cleaner Bay* best management practices (BMPs) booklet. Copies of the booklet were printed in English and Spanish
- Held a training workshop for 35 business inspectors and other interested staff. The training included hands on field exercises at South San Francisco's corporation yard.
- Continued to conduct stormwater inspections and provide educational outreach to businesses in FY 2008/09, as part of the effort to re-inspect high priority businesses annually and inspect other businesses that impact stormwater quality at least once every five years. The total number of inspections in FY 2008/09 (2,584) was higher than the average number of annual inspections (2,189) completed during the five years preceding last fiscal year. The total number of inspections conducted during the last five years (11,394) is 38 percent higher than the total number inspected during the preceding five-year period (8,241).
- Approximately 7 percent of the businesses inspected in FY 2008/09 (170) had a municipal stormwater violation. Last fiscal year and FY 2005/06 had the lowest percentage of violations found since this information began to be tracked seven years ago. For reporting purposes, the CII Subcommittee defines the term violation as either the discharge of pollutants to the storm drain system because pollutants are exposed to stormwater runoff or there was a discharge to the storm drain system of non-stormwater disallowed by the NPDES permit. All except for two of the violations were reportedly corrected by June 30, 2009.
- Found 360 illicit discharges which is slightly less than the number (370) found in FY 2007/08. All of the illicit discharges found had ceased.

Tips for a Clean Bay BMPs Booklet


The Countywide Program obtained permission from ACCWP to adapt the ACCWP's new school maintenance staff version *Tips for a Cleaner Bay* BMPs booklet for local use. The CII Subcommittee's Training Work Group coordinated with the Countywide Program's Public Information and Participation Subcommittee to tailor this booklet.

The purpose of this booklet is to provide school maintenance staff with basic information about stormwater pollution prevention practices and BMPs. Stormwater inspectors like having user-friendly booklets describing BMPs that can be distributed to schools. The booklet presents information about BMPs using simple illustrations and concise text.

The school maintenance staff version of *Tips for a Cleaner Bay* also includes BMPs for controlling the release of wastewaters from floor and carpet cleaning and from construction

and remodeling. In addition, the booklet emphasizes using BMPs to control trash and litter. The high priority placed on controlling trash and litter is consistent with the Regional Water

Board's priorities as expressed in its placement of some local creeks and the bay shoreline north of the San Mateo Bridge on the impaired water body list under section 303(d) of the Clean Water Act¹.



Similar to the general business version of *Tips for a Cleaner Bay* produced in FY 2007/08, the school maintenance staff version includes a comprehensive list of local telephone numbers for contacting stormwater business inspectors, Certified Unified Program Agencies (CUPAs), and local sanitary sewer treatment authorities. In addition, the booklet includes County Environmental Health's telephone number.

Five hundred copies of the maintenance staff version of *Tips for a Cleaner Bay* were printed in English and 300

in Spanish. This number was based on an estimate of the amount needed to be able to distribute the booklet to schools for at least two years.

In July 2009 copies of the booklet were distributed to public agencies interested in providing the booklets to schools. In addition, this booklet will be a featured topic on the Countywide Program's website.

Training Workshop for Business Inspectors

The Training Work Group identified a need to conduct business inspector training given the number of new staff that have been hired since the previous training workshop was conducted in March 2006. The training workshop was titled *Inspector Training: Stormwater Inspections of Businesses*, and it was attended by 35 people. The training was held in May at South San Francisco's corporation year. Cassie Prudhel and Rob Lecel from the City of South San Francisco volunteered the use of this facility.

The workshop training was approved by the California Water Environment Association (CWEA) as providing 5 contact hours for Environmental Compliance Inspector certificate holders. The City of Millbrae's Catherine Allin assisted with obtaining CWEA's acceptance of the training as helping to fulfill the continuing education requirements for inspector recertification.

The objective of the training was to provide an orientation to new inspectors and a refresher to existing inspectors who are responsible for inspecting businesses for compliance with local

¹ In February 2009 the San Francisco Bay Regional Water Quality Control Board approved placing the shoreline of San Francisco Bay, Lower (shoreline between the San Francisco Bay Bridge and the San Mateo Bridge) and Colma, San Francisquito, and San Mateo Creeks on the impaired water bodies list for trash.

stormwater ordinances. The agenda for the workshop is contained in Appendix B. Workshop attendees found the presentations by Dermot Casey on “Preparing to Conduct a Business Inspection” and Rob Lecel on “Inspecting Restaurants and Other Retail Food Facilities” to be especially helpful.

The field exercise portion of the training workshop gave inspectors an opportunity to evaluate the effectiveness of BMPs used at different types of simulated activity areas. This hands-on portion of the training was facilitated by Kiley Kinnon, City of Burlingame; Ward Donnelly, City of Daly City; Dermot Casey, County Environmental Health; and Rob Lecel, South San Francisco.

Preparing for the training workshop provided an opportunity to update the Countywide Program’s lists of stormwater business inspectors and stormwater illicit discharge contacts. These updated lists were included in information distributed to workshop attendees, and the lists continued to be updated following the training. The most updated contact lists are available on the Countywide Program’s website at www.flowstobay.org.



The folder for each workshop attendee also included the general business version of *Tips for a Cleaner Bay* printed in 2008 and a copy of “BMPs and Implementation Procedures for Conditionally Exempted Discharges” that the Water Board approved as part of a permit amendment in 2004.

Based on the evaluation forms submitted following the workshop, attendees were satisfied with the training received. About 83 percent of the attendees who completed the workshop evaluation form indicated that the workshop met their expectations. The other respondents did not answer this question. Attendees particularly liked the field exercises and the packet of information handed out as part of the training.

Inspections and Educational Outreach to Businesses

The Countywide Program has continued to conduct stormwater inspections of businesses as part of other business inspections, such as hazardous waste storage or generation. To this end, 2,584 inspections were completed in FY 2008/09 (Table 3-1). The number of inspections conducted was higher than the average number of annual inspections (2,189) reported during the five years preceding last fiscal year.

Countywide Total Number of Business Inspections & Stormwater Violations Found
Table 3-1

| Fiscal Year | No. Inspections | No. Violations | Percentage Violations |
|-------------|-----------------|----------------|-----------------------|
| 2008/09 | 2,584 | 170 | 7 |
| 2007/08 | 2,332 | 226 | 10 |
| 2006/07 | 2,059 | 238 | 12 |
| 2005/06 | 2,513 | 169 | 7 |

| Fiscal Year | No. Inspections | No. Violations | Percentage Violations |
|-------------|-----------------|----------------|-----------------------|
| 2004/05 | 1,906 | 227 | 12 |
| 2003/04 | 2,137 | 253 | 12 |
| 2002/03 | 2,004 | 198 | 10 |
| 2001/02 | 1,849 | Not reported | Not reported |
| 2000/01 | 1,109 | Not reported | Not reported |
| 1999/00 | 1,142 | Not reported | Not reported |
| 1998/99 | 1,079 | Not reported | Not reported |
| 1997/98 | 1,500 | Not reported | Not reported |
| 1996/97 | 2,809 | Not reported | Not reported |
| 1995/96 | 1,699 | Not reported | Not reported |
| 1994/95 | 918 | Not reported | Not reported |

The number of inspections conducted annually during the last five years (2,279 inspections per year average) is about 38 percent higher than the 1,648 inspections per year average conducted during the preceding five-year period from FYs 1999/00 to 2003/04. Most of the increase in the number of inspections is attributable to increases accomplished by the County Environmental Health’s food facility inspectors. Due to the efforts of County Environmental Health staff during the last seven years, stormwater compliance was more routinely integrated into food facility inspections than in previous years.

In response to the Regional Water Board’s request seven years ago, the Countywide Program’s municipalities began to track the total number of violations found during business inspections. For reporting purposes the CII Subcommittee agreed that the term violation would be defined as the discharge of pollutants to the storm drain system because pollutants are exposed to stormwater runoff or a discharge to the storm drain system of non-stormwater disallowed by the municipal stormwater NPDES permit. During this seven year period about 10% of the businesses inspected had at least one violation. About 7% of the businesses inspected in FY 2008/09 were found to have a violation. Last fiscal year and FY 2005/06 had the lowest percentage of violations during the seven year period (Table 3-1).

Similar to previous years, County Environmental Health and municipal inspectors continued to provide educational outreach to businesses during stormwater inspections by discussing the Program’s requirements with business representatives and by distributing a variety of BMP materials, including the general business version of *Tips for a Cleaner Bay* and the *Vehicle Service Facilities* BMP booklets.

Identification and Elimination of Illicit Discharges

The number of illicit discharges found (360) in FY 2008/09 was less than the 370 found the preceding year. The annual average number of illicit discharges found during the ten years preceding last fiscal year was 294.

As shown in Table 3-3, most municipalities conducted field investigations of their storm drainage system to look for illicit discharges. This proactive, field surveying approach to detect and eliminate illicit discharges complements the business inspections because some of

the illicit discharges originate from mobile sources, residents, and businesses that are not inspected or are inspected infrequently as part of the business inspection program. In addition to municipality-led field surveys, another source of information about illicit discharges is reports from the public and other agencies.

Field Surveys

In FY 2008/09 the Countywide Program's municipalities inspected a combined total of 13,484 established locations. This is about 25 percent less than the average number reported (17,929) during the five years preceding last fiscal year.

Similar to previous years, the majority of both the established locations visited (86%) and the channel miles surveyed (90%) were located in residential areas. Of the established locations visited, approximately 85% were inlets, 5% were manholes and the rest were composed of a mix of outfalls, pump stations, junction boxes, and other locations.

Investigation of Illicit Discharge Reports and Complaints

In addition to looking for illicit discharges by conducting field surveys, member agencies also responded to reports and complaints from:

- Maintenance crews
- Other agencies
- The public

Table 3-4 summarizes the number of illicit discharge incidents found either through field surveys or by responding to calls reporting illicit discharges. Of the 360 illicit discharge incidents reported, 61% were found during field surveys, and the rest were reported through calls. During field surveys, illicit discharge inspectors found about 53% of the illicit discharges. During field surveys and as referrals, maintenance crews accounted for finding about 19% of the incidents. The public called in about 26% of the illicit discharges, and 2% of the illicit discharges were reported by other agencies.

Identification of Illicit Discharge Materials

Table 3-5 shows that of the 360 illicit discharge incidents reported, 360 illicit discharge materials were identified. Illicit discharges may sometimes consist of more than one type of material. Of the 360 illicit discharge materials identified, the most commonly found categories included: washwaters (46%); sewage (12%); construction materials (11%); automotive fluids (8%); food wastes (7%); and paint (6%). These six categories account for 90% of the illicit discharge materials identified. The six categories of illicit discharges have tended to be the most commonly found types of illicit discharges during the previous seven years. Over the last seven years there are also similarities in the frequency of occurrence of these different types of illicit discharge materials.

Elimination and Enforcement of Illicit Discharges

Of the 360 illicit discharges, Table 3-7 shows that 325 sources were identified. Note that an illicit discharge is often a one-time incident, and a source and responsible party cannot always be found. There were no known illicit discharges continuing to discharge as of the June 30, 2009 time of reporting.

The municipalities reported conducting 262 enforcement activities last fiscal year to correct illicit discharges. Approximately 40% of the enforcement activities conducted consisted simply of verbal warning notices. About 42% were informal violations, while 17% resulted in a formal violation. Only one legal action was taken.

ASSESSMENT OF EFFECTIVENESS

Completion of SWMP Tasks

The General Program has completed all of the Industrial and Illicit Discharge Control tasks scheduled for FY 2008/09.

Effectiveness of Business Inspections

One measure of an improvement in effectiveness is the 38 percent increase in the number of stormwater inspections of businesses completed in FYs 2004/05 through 2008/09 compared to the preceding five year period. As mentioned above, this increase has been attributed largely to the routine integration of stormwater compliance in the food facility inspections conducted by County Environmental Health. The county uses its Food Program Official Inspection Report forms for these inspections, which are different from the Standard Stormwater Facility Inspection Report Forms.

Another measure of effectiveness of the inspection program is its ability to identify and correct stormwater violations. As described above, approximately 7% of the business inspections in FY 2008/09 found a stormwater violation. Last fiscal year and FY 2005/06 had the lowest percentage rate of violations since this measure of effectiveness began to be tracked in FY 2002/03. These two fiscal years also had the largest number of business inspections completed during this seven year period. The overall percentage of violations found during the seven-year period was 9.5%. The lower percentage of violations found in FY 2008/09 could result from a number of factors. One possibility is that businesses are doing a better job implementing BMPs and eliminating illicit discharges. Another possibility is that inspectors are being less diligent about noting minor violations. A third possibility is that the lower percentage of violations is just part of normal year to year variation.

In addition, in FY 2008/09 all of the violations, except for two, were reported to have been corrected by June 30, 2009. This rate of correction of violations (99%) is similar to FYs 2007/08 (100%); 2006/07 (100%); 2005/06 (97%), and 2004/05 (96%). This is an improvement over the 91% violations corrected in FY 2003/04 and the 90% in FY 2002/03 with the remaining violations pending correction at the time of reporting.

Effectiveness of Illicit Discharge Elimination

The effectiveness of the illicit discharge field investigations may be measured by the overall decline in the number of illicit discharges found over time. The number of illicit discharges found in FY 2008/09 (360) is slightly less than the number found during FY 2007/08 (370), and it is higher than the annual average number of illicit discharge found (294) during the preceding ten year period. There does not seem to be a trend in the number of illicit discharges being found each year since FY 1995/96 (Table 3-6). Comparing the number of illicit discharges found during FY 2008/09 with the previous four years, two years had very similar numbers of illicit discharges: FY 2007/08 (370) and FY 2004/05 (352).

Countywide Total Number of Reported Illicit Discharges & Screening Point Visits
Table 3-6

| Fiscal Year | No. Illicit Discharges | Screening Point Visits |
|--------------------|-------------------------------|-------------------------------|
| 2008/09 | 360 | 13,484 |
| 2007/08 | 370 | 16,429 |
| 2006/07 | 279 | 13,803 |
| 2005/06 | 244 | 17,607 |
| 2004/05 | 352 | 24,373 |
| 2003/04 | 246 | 17,433 |
| 2002/03 | 271 | 23,323 |
| 2001/02 | 249 | 24,913 |
| 2000/01 | 327 | 12,155 |
| 1999/00 | 306 | 7,211 |
| 1998/99 | 294 | 6,650 |
| 1997/98 | 511 | 4,217 |
| 1996/97 | 463 | 2,416 |
| 1995/96 | 303 | 2,045 |
| 1994/95 | 46 | Not available |

As described in previous annual reports, there does not appear to be a discernible relationship between the reported number of field surveys conducted and the number of illicit discharges detected. One possible explanation for this is that the reported number of screening points visited increased around FYs 2000/01 and 2001/02 as municipal staff increased its familiarity with how to use the reporting forms. The number of reported screening points visited over the years is probably an inaccurate way to evaluate the actual effort to find illicit discharges. Information collected on the reporting forms should be revised or eliminated once the municipal regional stormwater permit is adopted in FY 2009/10.

The information on the most commonly found types of illicit discharges will continue to be used to evaluate effective methods for targeting their elimination. For example, the relatively large number of construction related materials being found as illicit discharges helped some of the Program’s municipalities to decide four years ago to participate in the reprinting of BASMAA informational cards about construction-related illicit discharges.

FUTURE ACTIONS

The activities anticipated in FY 2009/10 include the following:

1. Assist the municipalities to develop an Industrial and Commercial Business Inspection Plan template that will serve as a prioritized inspection work plan that helps municipalities to comply with the municipal regional stormwater permit's (MRP) proposed Provision C.4.b.
2. Assist the Commercial Industrial and Illicit discharge Subcommittee to develop/update/adapt an Enforcement Response Plan template that each municipality may adapt for its use in complying with the MRP's proposed Provision C.4.c and C.5.b.
3. Help municipalities to comply with the MRP's proposed requirements for controlling mobile sources as described in Provision C.5.d.
4. Collaborate with the Bay Area Pollution Prevention Group by providing input on its planned educational outreach materials, such as with the flyer that describes BMPs to control pollutants in runoff from metal finishers and electroplaters.

Table 3-2. Summary of Commercial and Industrial Business Component Activities by Municipalities

| Municipality | Department Responsible for Inspections/Educational Outreach | Number of Facility Inspections Completed in FY 2008/09 | Number of Facilities Inspections Completed in FY 2007/08 | Number of Facility Inspections Completed in FY 2006/07 | FY 2008/09 Violations ¹ Found and Corrected and Other Follow Up Activities |
|----------------|---|--|--|---|---|
| Atherton | County Environmental Health (Health) | 9 | 4 | 3 | No violations found. |
| Belmont | Health | 74 | 55 | 39 | 3 violations found and corrected. |
| Brisbane | Health | 38 | 69 | 55 plus city staff completed 19 educational outreach visits | 2 violations found and corrected. |
| Burlingame | City pretreatment staff and Health - City inspectors also perform any follow up inspections of problems found by county inspectors. | 107 (Health) 35 (City) | 44 (Health) 22 (City) | 48 (Health) 10 (City) | Health found and corrected 2 violations. City staff found and corrected 1 violation. |
| Colma | Health | 82 | 66 | 78 | 7 violations found and corrected. |
| Daly City | Source Control Inspector, Dept. of Water and Wastewater Resources | 21 | 45 | 94 | 8 violations found and corrected. |
| East Palo Alto | Health | 69 | 44 | 46 | No violations found. |

¹ The CII Subcommittee worked with the Water Board staff to define violation as either "pollutant exposure" (PEX - discharge of pollutants due to pollutants exposure to rainfall runoff) or "non-stormwater discharge" (NSW - discharge of non-stormwater materials disallowed by the Program's NPDES permit) based on information recorded on the Standard Stormwater Facility Inspection Report Form or equivalent.

Table 3-2. Summary of Commercial and Industrial Business Component Activities by Municipalities (Continued)

| Municipality | Department Responsible for Inspections/Educational Outreach | Number of Facility Inspections Completed in FY 2008/09 | Number of Facilities Inspections Completed in FY 2007/08 | Number of Facility Inspections Completed in FY 2006/07 | FY 2008/09 Violations ¹ Found and Corrected and Other Follow Up Activities |
|----------------------------------|---|--|--|--|---|
| Foster City | Source Control Inspector, Estero Municipal Improvement District | 75 | 87 | 5 | 3 violations found and corrected. |
| Half Moon Bay | Health | 79 | 65 | 56 | 1 violation found and corrected. |
| Hillsborough | Health | 3 | 0 | 1 | No violations found. |
| Menlo Park | Health | 235 | 164 | 136 (Health) 3 (City) | 5 violations found and corrected. |
| Millbrae | Health | 179 66 (City) | 170 29 (City) | 173 (Health) 5 (City) | Health found and corrected 23 violations. City found and corrected 9 violations |
| Pacifica | Health | 73 | 82 | 26 | 2 violations found and corrected. |
| Portola Valley | Health | 22 | 11 | 32 | No violations found. |
| Redwood City | Health | 389 | 269 | 390 | 27 violations found and corrected. |
| San Bruno | Health | 275 | 279 | 254 | 42 violations found and corrected. |
| San Carlos | Health | 180 | 203 | 169 | 7 violations found and corrected. |
| San Mateo, City of | Source Control Inspectors | 364 | 423 | 124 | 16 violations found and corrected. |
| San Mateo County, unincorporated | Health | 107 | 88 | 58 | 2 violations found and corrected. |

Table 3-2. Summary of Commercial and Industrial Business Component Activities by Municipalities (Continued)

| Municipality | Department Responsible for Inspections/ Educational Outreach | Number of Facility Inspections Completed in FY 2008/09 | Number of Facilities Inspections Completed in FY 2007/08 | Number of Facility Inspections Completed in FY 2006/07 | FY 2008/09 Violations ¹ Found and Corrected and Other Follow Up Activities |
|---------------------|---|--|--|--|---|
| South San Francisco | Source Control Inspectors | 85 | 102 | 244 | 10 violations found and 8 corrected. 2 pending correction on 6-30-09. |
| Woodside | Health | 17 | 11 | 10 | No violations found |

Table 3-3. Illicit Discharge Field Surveys Conducted

| Municipality | Number of Visits to Established Locations | | | | | | | | | | | | Channel Miles Surveyed | | | |
|--------------------|---|--------|----------|-------|------------|--------|----------|-------|-------------|--------|----------|-------|------------------------|------------|-------------|--|
| | Industrial | | | | Commercial | | | | Residential | | | | Industrial | Commercial | Residential | |
| | outfalls | inlets | manholes | other | outfalls | inlets | manholes | other | outfalls | inlets | manholes | other | | | | |
| Atherton | | | | | | | | | 6 | | | | | | | |
| Belmont | 2 | 52 | 20 | | 2 | 165 | 17 | | 8 | 1520 | 49 | | | 4 | 30 | |
| Brisbane | | | | | | | | | | | | | | | | |
| Burlingame* | | | | | | | | | | 278 | | 60 | | | 1.61 | |
| Colma | | | | | | 213 | | | | 31 | | | | 2 | | |
| Daly City | | 1 | | | | 11 | | | | 2137 | | | | | 1 | |
| East Palo Alto | | | | | | | | | | | | | | | | |
| Foster City | | | | | | | | | | | | | | | | |
| Half Moon Bay** | | | | | | | | | | | | | | | | |
| Hillsborough | | | | | | | | | | 2150 | | 493 | | | | |
| Menlo Park | 14 | 295 | 7 | 158 | 16 | 450 | 7 | 133 | 31 | 1240 | 24 | 16 | 0.595 | 1.477 | 6.353 | |
| Millbrae*** | | | | | | | | 135 | | | | 61 | | | | |
| Pacifica**** | | | | | | 2 | | 3 | | 1 | | 11 | | | 50 | |
| Portola Valley | | | | | | | | | 15 | 15 | 5 | | | | 10 | |
| Redwood City***** | | | | | | | | | 169 | 2587 | 595 | | | | 12.37 | |
| San Bruno | | | | | | | | | | | | | | | | |
| San Carlos | | | | | | | | | | | | | | | | |
| San Mateo, City of | | | | | | | | | | | | | | | | |
| San Mateo County | | 74 | | | | 68 | | | 34 | 98 | | | | | | |
| So. San Francisco | | | | | 4 | | | | | | | | | 4 | | |
| Woodside | | | | | | | | | | | | 1 | | | | |
| Total | 16 | 422 | 27 | 158 | 22 | 909 | 24 | 271 | 263 | 10057 | 673 | 642 | 0.60 | 11.48 | 111.33 | |
| | 623.0 | | | | 1226.0 | | | | 11635.0 | | | | 123.40 | | | |
| | 13,484 | | | | | | | | | | | | | | | |

* Burlingame reports inlets as combined for industrial, commercial, and residential areas. Pump stations are reported under other and channel miles are also reported as a combination of industrial, commercial, and residential areas.

** Half Moon Bay reports: "NO ILLICIT DISCHARGES TO REPORT" for both halves of fiscal year.

***Millbrae field visits are in miles

****Pacifica "other" is a mix of roadways, driveways, etc.

*****Redwood City visits are combined totals for all landuse classifications.

Table 3-4. How Illicit Discharges Detected Were Found

| Municipality | Illicit Discharges Incidents Found During Field Surveys -- Conducted By: | | Illicit Discharges Incidents Reported Through Calls From: | | |
|-----------------------------------|--|------------------------------|---|----------------|--------|
| | Maintenance Crews | Illicit Discharge Inspectors | Maintenance Crews | Other Agencies | Public |
| Atherton | 0 | 0 | 0 | 0 | 0 |
| Belmont | 1 | | | | 4 |
| Brisbane | 0 | 0 | 2 | 0 | 1 |
| Burlingame | 6 | 5 | | | 23 |
| Colma | 1 | | | | 1 |
| Daly City | | 19 | 16 | 1 | 8 |
| East Palo Alto | | | | | |
| Foster City | | | | | |
| Half Moon Bay | | | | | |
| Hillsborough | | | 1 | 2 | 1 |
| Menlo Park | | 2 | | | 2 |
| Millbrae | | 1 | 2 | | 5 |
| Pacifica | 4 | 1 | 4 | | 8 |
| Portola Valley | 0 | 0 | 0 | 0 | 0 |
| Redwood City | 1 | | | 2 | 14 |
| San Bruno | | | 4 | | 8 |
| San Carlos | | | | | |
| San Mateo, City of | 3 | 132 | 7 | 1 | 13 |
| San Mateo County | 11 | | | 0 | 2 |
| So. San Francisco | | 31 | 4 | 2 | |
| Woodside | | | | | 4 |
| Totals | 27 | 191 | 40 | 8 | 94 |
| | 218 | | 142 | | |
| Total Illicit Discharges Reported | 360 | | | | |

Table 3-5. Illicit Discharge Materials Identified

| Municipality | Sewage | Automotive Fluids | | | Paint | Construction Materials | | | Food Wastes | Yard Wastes | Sediment and/or Silt | Washwaters | | | | Industrial Wastes | Other ¹ |
|------------------|--------|-------------------|-------------|-------|-------|------------------------|---------------------|---------------|-------------|-------------|----------------------|------------------------------------|-----------------------------|------------------------------|------------------|-------------------|--------------------|
| | | Used Motor Oil | Anti-freeze | Fuels | | Concrete | Construction Debris | Wall Compound | | | | Concrete Cutting Slurry/Washwaters | Vehicle Cleaning Washwaters | Building/Sidewalk Washwaters | Other Washwaters | | |
| Atherton | | | | | | | | | | | | | | | | | |
| Belmont | | | | | 1 | 2 | 1 | | | | | 1 | | | | | 1 |
| Brisbane | | | | 1 | 1 | | | | | | | | 1 | | | | |
| Burlingame | | | | | | | 8 | | 3 | | 2 | 1 | 6 | 3 | 2 | 1 | 6 |
| Colma | | | | | 1 | | | | | | | | | | | | |
| Daly City | 2 | | | 1 | 2 | 2 | 5 | | 4 | | 3 | 9 | 3 | 3 | 10 | | |
| East Palo Alto | | | | | | | | | | | | | | | | | |
| Foster City | | | | | | | | | | | | | | | | | |
| Half Moon Bay | | | | | | | | | | | | | | | | | |
| Hillsborough | | | | 1 | 2 | 1 | | | | | | | | | | | |
| Menlo Park | | | | | | | | | | | 1 | | 1 | 1 | 1 | | |
| Millbrae | | | | | 1 | | | | 1 | 2 | | 2 | | 1 | | | 2 |
| Pacifica | 4 | 4 | | | | | | | 1 | | 2 | | | 1 | 1 | | 3 |
| Portola Valley | 0 | 0 | 0 | 0 | 0 | 0 | 0 | 0 | 0 | 0 | 0 | 0 | 0 | 0 | 0 | 0 | 0 |
| Redwood City | 16 | | | | | | | | | | | | | | | | |
| San Bruno | 10 | | | | | 1 | | | | | | 1 | | | | | |
| San Carlos | | | | | | | | | | | | | | | | | |
| San Mateo, City | 9 | 9 | 2 | | 12 | 1 | 8 | 2 | 11 | 2 | | 6 | 31 | 25 | 33 | 1 | 3 |
| San Mateo, Co. | | 5 | | | 1 | | 3 | 1 | 1 | 3 | | | | | | | 3 |
| S. San Francisco | 1 | 2 | | 2 | 1 | 2 | | | 4 | | | | 17 | 3 | 4 | | 1 |
| Woodside | | | | | | | | | | | | | | | | | 4 |
| Total | 42 | 20 | 2 | 5 | 22 | 9 | 25 | 4 | 26 | 5 | 8 | 20 | 59 | 37 | 51 | 2 | 23 |
| | | 27 | | | | 38 | | | | | | 167 | | | | | |
| Percent of Total | 12% | 6% | 1% | 1% | 6% | 3% | 7% | 1% | 7% | 1% | 2% | 6% | 16% | 10% | 14% | 1% | 6% |
| | | 8% | | | | 11% | | | | | | 46% | | | | | |

Total Illicit Discharge Materials Found = 360

Other includes:

car batteries 1x
household garbage 2x
trash 1x

furniture 2x
wine 1x
dirt piles 2x

pool discharge 1x
fire sprinkler pipe purging 1x
tallow bin oil 1x

groundwater 1x
mop water 1x
horse waste 4x

Table 3-7. Illicit Discharges: Follow-up Activities

| Municipality | If Source Identified ¹ | | If Discharge Eliminated ¹ | | | Enforcement Activities | | | |
|------------------|-----------------------------------|---|--------------------------------------|---------------------------------------|---|-------------------------|--------------------|------------------|--------------|
| | Number of Sources Identified | Discharges Where No Source Was Identified | Eliminated Discharges | Continuing Discharges (reported once) | Continuing Discharges (reported more than once) | Warning Notice (verbal) | Informal Violation | Formal Violation | Legal Action |
| Atherton | | | | | | | | | |
| Belmont | 4 | | 4 | | | 3 | 3 | | |
| Brisbane | 3 | | 3 | | | 1 | 1 | | |
| Burlingame | 31 | 1 | 18 | | 2 | 9 | | | |
| Colma | 1 | 0 | 1 | 0 | 0 | 1 | | | |
| Daly City | 41 | 3 | 44 | | | 18 | 14 | 4 | |
| East Palo Alto | | | | | | | | | |
| Foster City | | | | | | | | | |
| Half Moon Bay | | | | | | | | | |
| Hillsborough | 2 | | 2 | | | | | 3 | |
| Menlo Park | 4 | | 4 | | | 4 | | | |
| Millbrae | 8 | 0 | 8 | 0 | 0 | 2 | 1 | 5 | 0 |
| Pacifica | 17 | | 17 | | | 4 | 5 | 4 | |
| Portola Valley | 0 | 0 | 0 | 0 | 0 | 0 | 0 | 0 | 0 |
| Redwood City | 16 | | 16 | | | 1 | | | |
| San Bruno | 12 | 0 | 12 | 0 | 0 | 1 | | 1 | |
| San Carlos | | | | | | | | | |
| San Mateo, City | 141 | 15 | 156 | 0 | 0 | 52 | 87 | 0 | 0 |
| San Mateo, Co. | 4 | 4 | 4 | | | | | | |
| S. San Francisco | 37 | | 37 | | | 10 | | 26 | 1 |
| Woodside | 4 | | 4 | | | | | 1 | |
| Totals | 325 | 23 | 330 | 0 | 2 | 106 | 111 | 44 | 1 |
| | | | | | | 262 | | | |

4 PUBLIC INFORMATION AND PARTICIPATION

INTRODUCTION

The primary goals of the public information and participation component are:

- To educate the public about the causes of stormwater pollution and its serious effects on the quality of local creeks, lagoons, shorelines, and neighborhoods;
- To encourage residents to adopt less polluting and more environmentally beneficial practices; and
- To increase residents' hands-on involvement in SMCWPPP activities.

PIP is essential for controlling pollution at the source because most pollutants originate from preventable, everyday activities. Pollutants in stormwater may be reduced by educating residents about the benefits of preventing stormwater pollution and motivating them to do their share to reduce pollution.

This approach is recognized as being both cost-effective and efficient in meeting the goal of reducing pollutants in stormwater to the maximum extent practicable.

This section describes SMCWPPP's PIP accomplishments, assesses the effectiveness of the PIP activities completed in 2008/09 and presents the PIP activities planned for FY 2009/10.

James Shannon from San Bruno served as the chairperson this year for the PIP subcommittee.

ACCOMPLISHMENTS

The PIP Subcommittee met six times in FY 2008/09 to oversee the development of educational materials and to guide the implementation of the PIP component.

SMCWPPP accomplished the following major public information and participation tasks during FY 2008/09:

- Conducted school outreach to schools, reaching over 10,000 students through “The Water Beat” Zun Zun assembly program.
- Sponsored two workshops for local teachers and educators on teaching students about watersheds and water protection, using the “Kids in Creeks” and “Kids in Gardens” curriculum developed by the Watershed Project.
- Continued the Community Action Grant Program.
- Continued to participate in the region-wide Integrated Pest Management “Our Water Our World” campaign by working with local retail stores.
- Continued to coordinate the California Coastal Cleanup Day event in collaboration with the California Coastal Commission.
- Hosted an educational booth at the County Fair.
- Maintained SMCWPPP’s website, www.flowstobay.org
- Continued collaborative outreach with the Used Oil Block Grant Program and the Retail-Take Back Program of the County Household Hazardous Waste Program in Environmental Health.
- Implemented the municipalities’ community outreach programs.

The following is a description of each area of accomplishment.

SCHOOL OUTREACH

School Assembly Program

Contracted with Zun Zun (a two-person musical theatrical team that specializes in school assemblies) to develop and present interactive, multicultural shows about stormwater and Household Hazardous Waste, in English and Spanish. The show provides information about storm drains, recycling used motor oil, keeping water clean, while highlighting the connection of the audience to their watershed. They use a variety of instruments (many of Latin American origin) incorporating audience participation and humor into each show.

In FY 2008/09 Zun Zun performed at 43 elementary schools, with a total of 10,047 students who saw the “Water Beat” Assembly. To date Zun Zun has reached approximately 113,856 students in San Mateo County. The shows are funded jointly as a cost-effective collaboration between the Used Oil Program and SMCWPPP.

Although the Used Oil Recycling Program is unable to continue funding this program, SMCWPPP will continue to fund school outreach assemblies using Zun Zun during 2009/10, on a more limited basis.

“Kids in Gardens” Workshop

Contracted with The Watershed Project to conduct the “Kids in Gardens” workshop held on June 16, 2009 for teachers in San Mateo County schools. This one-day workshop provided educators with demonstrations and hands-on experience to enable them to use the California curriculum-compliant lessons with their own students. Each attendee received a binder with lesson plans, instructions, and other resources. Interested teachers also received support for establishing a Bay Friendly garden; and two school gardens were registered as Bay Friendly.

“Kids in Creeks” Workshop

Contracted with The Watershed Project to conduct the “Kids in Creeks” workshop held on June 18, 2009 for teachers in San Mateo County schools. This one-day workshop provided educators with demonstrations and hands-on experience to enable them to use the California curriculum-compliant lessons with their own students. Each attendee received a binder with lesson plans, instructions, and other resources.

New Water Pollution Prevention Brochure

PIP adapted a brochure entitled “You are the Solution to Water Pollution,” designed by the Santa Clara Valley Urban Runoff Pollution Prevention Program. The brochure features clear graphics illustrating how storm drains carry water from outdoor surfaces to water bodies. Information about best management practices at home is provided in words and graphics. The back panels include a description of SMCWPP and contact information.

Pollution Prevention Calendar 2009

The Environmental Health Pollution Prevention group produced and distributed 20,000 pollution prevention calendars for students and county residents. The 2009 calendar includes full color photos and monthly articles on how residents can prevent pollution. It also incorporates dates and locations of Household Hazardous Waste events and an 11 x 17 pull-out poster that provides information on services provided in each city within the county, including oil collection centers and places to recycle common household hazardous waste products like paint, batteries, and fluorescent lights.

THE COMMUNITY ACTION GRANT PROGRAM

Community Action Grants have been awarded to volunteer groups, teachers, environmental organizations, and other local, not-for-profit associations interested in implementing projects that improve the quality of local creeks, the bay or the Pacific Ocean.

As in previous years, the Community Action Grant application and information was available on SMCWPPP’s website including award descriptions of previous projects that received funding. Five grant recipients received a total of \$15,000 in funding.

The following projects were awarded grants:

1. Half Moon Bay Riparian Restoration Project

San Mateo Coast Natural history Association, Half Moon Bay. Restore native riparian areas at various locations within Half Moon Bay State Beach. Includes removal of non-native vegetation, planting native riparian plants, and removing trash.

2. San Francisquito Creek Stewardship Project

San Francisquito Creek Watershed Council, Palo Alto. Enlist community in reestablishing healthy native creek-side habitat at nine long-term sites in the watershed, including removal of debris and non-native species, and planting of native vegetation.

3. "Hey! No Trash in the Bay" Campaign

Marine Science Institute, Redwood City. Promote litter prevention through installation of signage for gathering area at the MSI facility located on the Bay across from Bair Island, and purchase of reusable and compostable eating utensils.

4. Earth Day Pacifica - 2009

Pacifica Beach Coalition, Pacifica. Promote and coordinate day of action on Earth Day 2009. Enlist community to pick up litter and help restore habitat at more than 100 locations throughout city including beaches, bluffs, and creeks.

5. From Storm Water to Stored Water: Harvesting rainwater for use in Landscaping

Ziraffa Microschool, San Mateo. Students will learn principles of sustainability emphasizing water conservation, pollution and pesticide reduction, including field trips to local creek and problem solving exercises. Students will create art pieces (photos and paintings) with accompanying text promoting water harvesting and other pollution prevention ideas homeowners can implement. The art will be displayed on several websites.

INTEGRATED PEST MANAGEMENT

Partnership Program: Our Water Our World

This fiscal year's *Our Water Our World* (OWOW) partnership continued with participation from 20 San Mateo County stores. This was a reduction from last year with two stores needing to withdraw due to business closure of one store and not enough space to continue putting up shelf talkers and the literature rack at the other store.

San Mateo County staff visited each store twice during the year, once in the fall and again in the spring. During each visit, communication with the Store Managers and employees was maintained, store displays were updated, and fact sheets restocked. Staff also noted any new less toxic products to report to BASMAA for investigation and inclusion on the master products list.

County staff attended all IPM partnership meetings with BASMAA and participating jurisdictions to coordinate the program in San Mateo County.

San Mateo County “Our Water, Our World” Partnership Stores

Table 4-1

| | | |
|-------------------------|----------------------------|---------------------|
| Al's Nursery | 900 Portola Rd | Portola Valley |
| Brisbane Hardware | 1 Visitacion Ave | Brisbane |
| Carlmont Ace Hardware | 1029 Alameda De Las Pulgas | Belmont |
| Carlmont Nursery | 2029 Ralston | Belmont |
| Golden Nursery | 1122 2nd Ave | San Mateo |
| Half Moon Bay Nursery | 11691 San Mateo Rd. | Half Moon Bay |
| Home Depot | 2 Colma Blvd | Colma |
| Home Depot | 303 E. Lake Merced Blvd. | Daly City |
| Home Depot | 1781 East Bayshore Road | East Palo Alto |
| Home Depot | 1125 Old County Rd | San Carlos |
| Home Depot | 2001 Chess Drive | San Mateo |
| Linda Mar Hardware | 560 San Pedro Ave | Pacifica |
| Ocean Shore Hardware | 111 Main Street | Half Moon Bay |
| Orchard Supply Hardware | 1010 Metro Center Blvd | Foster City |
| Orchard Supply Hardware | 900 El Camino Real | Millbrae |
| Orchard Supply Hardware | 2110 Middlefield Road | Redwood City |
| Orchard Supply Hardware | 2245 Gellert Blvd | South San Francisco |
| Roger Reynolds Nursery | 133 Encinal Ave | Menlo Park |
| Sloats Garden Center | 675 El Camino Real | San Bruno |
| Wegman's Nursery | 492 Woodside Rd | Redwood City |

OWOW Outreach Events

- Staffed a booth at NorCal Spring Trade Show, January 29, 2009 at the San Mateo Event Center: This is a horticultural trade show with Professional Landscapers and Retail Nursery owners and staff in attendance.
- Gave out materials at the sign-in desk of the March 4, 2009 Green Bag Landscaping Lecture for County Staff.
- Partnered with County RecycleWorks to use and distribute factsheets, and Bay Friendly Gardening guides in their popular Master Composting trainings and series classes: <http://www.recycleworks.org/compost/workshop.html>. Additional materials were given out at events that RecycleWorks staffed throughout the year.
- Materials and information were also given out at the other outreach tabling events hosted throughout the year.

Presentations

- San Mateo/San Francisco University of California Cooperative Extension completed its third Master Gardener Training Program in November 2008. County staff conducted an

hour long training class on “Reducing Pollutants in Our Watersheds” on September 17, 2008 to the Master Gardener’s Class.

New materials for distribution

SMCWPP ordered the following for distribution through the IPM partnership stores, outreach tabling events, residential and organization requests, and through the cities:

- 9,400 Our Water, Our World Fact Sheets
- 2,500 Pests Bugging You? Booklet, featuring all of the fact sheets
- 500 Magnets
- 500 Business Cards
- Beneficial Bug Brochure, 1,000 pieces
- In addition, a new fact sheet on “Mice and Rats” was developed in a downloadable format for the regional program. This fact sheet was not printed but placed on our website for download.

New materials for Reference Use

SMCWPP ordered the following for use at tabling events to help with answering questions from the public on less toxic pest control methods to supplement the available OWOW fact sheets:

- Wildlife Pest Control around Gardens and Homes, second edition, University of California Agriculture and Natural Resources publication 21385
- Landscape Pest Identification Cards, Statewide Integrated Pest Management Program, University of California, Agriculture and Natural Resources publication 3513

Bay Friendly Gardening/Landscaping

County staff attended the Bay Friendly meeting in San Francisco on May 26, 2009; participating in-group sessions to brainstorm on the upcoming Landscape Professionals Conference. In addition, a one-year sponsorship (June 2009-June 2010) of the Bay Friendly Program <http://www.bayfriendlycoalition.com/Sponsors.shtml> was initiated in order to benefit from region-wide discounts in print runs for the Bay Friendly Guides as well as the possibility of future workshop opportunities.

BASMAA Regional Efforts

- Recruited all California Home Depot stores into the Our Water, Our World Program
- Coordinated master print run of the following: fact sheets, shelf talkers, literature rack signage, banner, beneficial bug brochure, business card, magnet, Pest or Pal activity guide for kids, pocket guide, and Pests Bugging You? Booklet
- Updated Healthy Home and Garden booklet (and renamed Pests Bugging You?)

- Started development of a new fact sheet – Gophers, Moles, and Voles
- Updated less-toxic Product Lists: Master – by brand name version; by pest version, and OSH and Home Depot-specific lists/labels
- Updated Website architecture (www.ourwaterourworld.org), kept website updated, and added Green Gardener tab and created Green Gardener page to provide one location on web for information on any of the separate Green Gardener programs in the state (Monterey Bay, Santa Barbara County, Santa Clara Valley)
- Provided Ask-the-Expert service
<http://www.ourwaterourworld.org/AskOurExpert/tabid/103/Default.aspx>
- Provided and staffed exhibitor booths
- Excel Gardens Dealer Show (August 2008)
- Ace Hardware National Show (August 2008)
- L&L Dealer Show (October 2008)
- NorCal trade show (January 2009)
- How-to-Fair Pleasanton (March 2009)
- Provided print advertising and article -- Green Zebra guide
<http://www.thegreenzebra.org/>
- Provided print advertising -- Bay Nature magazine; Bringing Back the Natives Garden Tour's garden guide, OSH weekly flier – 10 year anniversary ad, Summer Winds IPM Innovator ad
- Provided articles (Ace Green Hardware Retailing, Pacific Coast Nurseryman and Garden Supply Dealer, San Francisco Chronicle Letter to Editor mention, Excel Garden Products catalog mention (attached))
- Made presentations
- Healthier Alternatives MD (December 2008)
- International IPM Symposium (March 2009)

CALIFORNIA COASTAL CLEANUP DAY AND LITTER REDUCTION OUTREACH

California Coastal Cleanup Day, held each year on the third Saturday in September, is the largest volunteer event in the state. The California Coastal Commission sponsors the event with the support of County and Regional Coordinators. SMCWPPP coordinated the event for the third year, recognizing that this event is a great opportunity to get many residents of all ages actively involved in a way that would foster an understanding of the problems associated with litter.

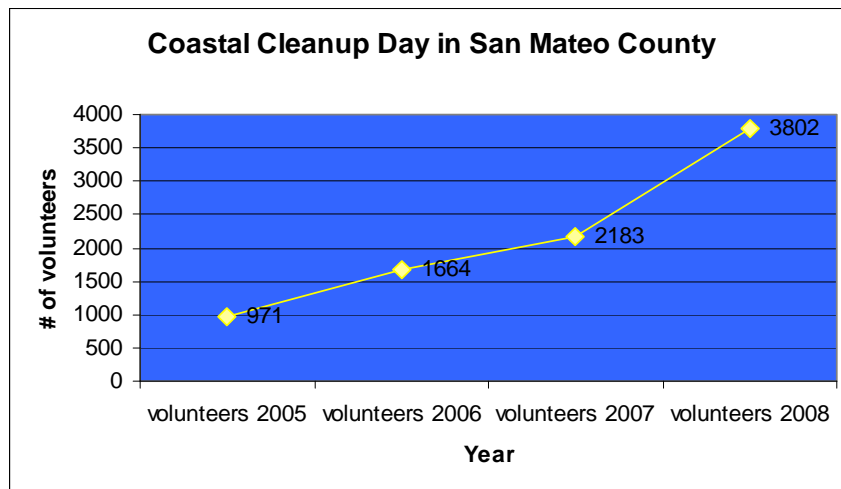
SMCWPPP implemented a social marketing campaign that promoted the use of reusable water bottles, instead of disposable water bottles. Plastics are a major pollutant in our waterways, and thus they were our focus this year. As part of our litter reduction campaign, 1,000 reusable aluminum water bottles were given out at the San Mateo County Fair, at farmers markets, and during Coastal Cleanup Day. In addition, the event was promoted online (via our new redesigned webpage), at tabling events, a press release & through our newsletter Pollution Prevention Post. As a result, there was a sharp increase in volunteer participation, 74% more volunteers came out compared to the previous year.

2008 Achievements:

- Diverted from Waterways: 41,485 lbs of trash & recyclables picked up. (35,432 lbs of trash & 6,052 lbs of recyclables)
- Increased Volunteer Participation by 74% from previous year – 3,802 residents volunteered in 2008. 2005: 971 Volunteers, 2006: 1644 Volunteers; 2007: 2183 Volunteers
- 74% increase in volunteers and an additional 16,822 pounds of debris picked up from the previous year.

Coastal Cleanup Day Volunteers in San Mateo County, 2005-2008

Figure 4-1



California Coastal Cleanup Coordination

SMCWPPP coordinated the 33 beach and creek cleanup locations. Major tasks in order to implement the coordination and outreach included the following:

- Recruit cleanup captains for specific sites.
- Arrange for cleanup sites with beach property owners.
- Coordinate with the California Coastal Commission.

- Order publicity supplies.
- Organize cleanup logistics in cooperation with cleanup site captains:
 1. Hold site captain meeting with captains to clarify procedures.
 2. Arrange for trash hauling and recycling.
 3. Distribute cleanup supplies and promotional items to cleanup captains.
- Act as the central contact point for volunteers from San Mateo County. The California Coastal Commission statewide brochure and the state web site list SMCWPPP as a local contact for all prospective volunteers.
- Assign volunteer groups to specific cleanup sites.
- Get local press and event publicity by placing posters, distributing brochures and flyers, arrange and staff tabling events, and issue press releases.
- Collect and report results of the cleanup to the California Coastal Commission on the cleanup day. Arrange collection of cleanup data cards from cleanup captains.

Outreach Tabling Events

Outreach events were held at:

- Farmers Market at Millbrae, San Carlos, and East Palo Alto
- Grocery Stores: Whole Foods (Redwood City and San Mateo)
- Tabling and Presentation at KPMG and Visa for employees

Local Publicity and Media

- Telephone interviews were given to five local newspapers following the distribution of a press release on the event: Half Moon Bay Review, Pacifica Tribune, Daily News, Peninsula Examiner, and San Mateo County Times.
- California Coastal Cleanup Day Material Distribution
- 1000 Posters: all County public schools, libraries, community centers, and for Site Captain's.
- 1000 Postcards: Sent to 96 local organizations, churches, youth groups in the County. Given out at tabling events (farmers markets/grocery stores), County Fair SMCWPPP booth, and the office of Environmental Health's front table.
- Location List Handout: The location list included the date and time of the clean up, cleanup sites with directions, and contact information including the phone number and website. Listed on our website www.flowstobay.org with Site Captain Contact information. Given out at tabling events (farmers markets/grocery stores), the County Fair SMCWPPP booth, and the office of Environmental Health's front table. Posted on the Craigslist website under the "volunteers" and "events" sections.

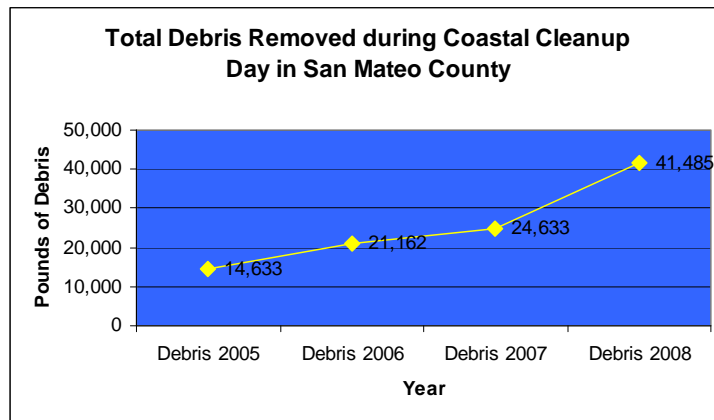
- Weekly Craigslist posting of Cleanup sites per city starting 3 weeks before event.
- Newsletter Articles for the Environmental Health’s Pollution Prevention Post on the “24th Annual California Coastal Cleanup Day” with an article titled “The Plastic Water Bottle Pest.”

Results

On California Coastal Cleanup Day, volunteers who served as Site Captains for 33 Clean-up Sites, both coastal and inland, signed in gave out supplies and safety talks to 3,802 volunteers. 18 of the sites were located on the beach and 15 were located at inland creeks and the Bay.

Volunteers diligently cleaned up litter, keeping track of the type of trash that they picked up on a data card. The data cards were turned in to SMCWPPP and entered in a spreadsheet, in order to assess the type, amount and source of litter in San Mateo County. The data cards were then sent on to the Ocean Conservancy where it is included with the statewide data in order to better understand the litter problem – what is found, where does it come from, and what to do with that information to use in implementation of further outreach and regulation.

Debris Removed on Coastal Cleanup Days in San Mateo County, 2005-2008
Figure 4-2



In San Mateo County, the majority (four out of the top five) of litter picked up during Coastal Clean-up Day originates from shoreline and recreational activities including urban runoff.

The top three debris items picked up were Cigarette/Cigarette Filters, Food Wrappers/Containers, and Caps/Lids. Cigarettes outnumbered all other debris items, with a total of 26,640 picked up, and followed by single-use plastic items: 7,440 food wrappers and containers, and 4,023 caps/lids.

Amounts of Top 5 Debris Items Removed at 2008 Coastal Cleanup Day
Table 4-2

| Top 5 Debris Items | Amount |
|------------------------------|---------------|
| Cigarettes/Cigarette Filters | 26,640 |
| Food Wrappers/Containers | 7,440 |
| Caps, Lids | 4,023 |
| Plastic Bags | 3,171 |
| Beverage Bottles (Glass) | 2,338 |

By evaluating and characterizing the specific items flowing from inland areas to the ocean, we can use the data to further our goals of education and source reduction by targeting the specific litter activities, people, and business groups for our program.

POLLUTANTS OF CONCERN: CIGARETTE BUTT STUDY

Year after year, cigarette butts remain the top item picked up by Coastal Cleanup Day volunteers in San Mateo County, as well as the state. To plan local responses tailored to the communities within the county, a pilot study was conducted. In part one, smokers were surveyed about their behavior and attitudes, both before and after trying out a pocket ashtray. In part two, cigarette hot spots were identified and signage and receptacles distributed to local businesses. The pilot study report details the methods and results, with summary conclusions and recommendations. The importance of both ongoing education and placing receptacles concurrently with signage are highlighted.

MERCURY CAMPAIGN: FLUORESCENT LAMP COLLECTION STRATEGY

In collaboration with the County Environmental Health Department's universal waste program, staff created retail take-back partnerships for household batteries and fluorescent lights. Partner stores collect customers' bulbs and batteries and transport them to the County HHW, without being charged a fee for disposal (normally assessed to businesses for waste generated as part of their own operations). PIP members assisted by providing contacts to store owners likely to be interested in a take-back partnership. Advertising support from PG & E was used in 2009 to generate more public awareness, and to provide an incentive to stores to consider partnering.

COUNTY FAIR EDUCATIONAL BOOTH

For the sixteenth year in a row, SMCWPPP hosted a booth at the San Mateo County Fair. Thousands of visitors obtained SMCWPPP information, such as the IPM fact sheets, Coastal Cleanup Day information, and other giveaways, and interacted with SMCWPPP staff who

answered questions from the public regarding stormwater pollution prevention and hazardous waste recycling. Stormwater pollution was demonstrated on a watershed model. Volunteers from all of the municipalities staffed the booth. The total number of contacts with fair goers was 3,108.

Website, Cable Television, and Newspapers

Website

SMCWPPP's redesigned website (www.flowstobay.org) debuted at the end of July 2008 with better organization of the website to make it more user-friendly for community members, businesses, and municipalities. The newly designed home page is more dynamic featuring an up-to-date Calendar of Community Events, a "Featured Topic" of the month, "New Information" section, as well as clearly defined section headings for "Community", "Business", and "Municipality".

The website was heavily advertised this year in all printed materials for residents and businesses, including a new bookmark & brochure as well as promotional outreach items, like the reusable water bottle, pencils, erasers, and fish sponges given out at tabling events. There was an increase in the number of visitors viewing our website in February-June as a result of placing a link from the County RecycleWorks website www.recycleworks.org and the County Household Hazardous Waste webpage www.smhealth.org/hhw. In particular, the "Too Toxic To Trash" Page had 152 views in January, 517 views in February after the links were placed, and another jump in March to 1,082 views. The "Sweeper" TVPSA ran in April, May, and June, which may have been another reason for the increase in website visitors. Compared to last year, there was a 65% increase in the number of pages viewed this year.

Monthly Website Views in FY 08/09

Table 4-3

| Month | # visits |
|---------------|----------|
| August '08 | 1,996 |
| September '08 | 2,946 |
| October '08 | 1,950 |
| November '08 | 2,303 |
| December '08 | 2,098 |
| January '09 | 3,227 |
| February '09 | 3,776 |
| March '09 | 4,701 |
| April '09 | 4,750 |
| May '09 | 4,552 |
| June '09 | 4,375 |

Comparison of the Number of Web Pages Viewed in FY07/08 versus FY08/09

Figure 4-3

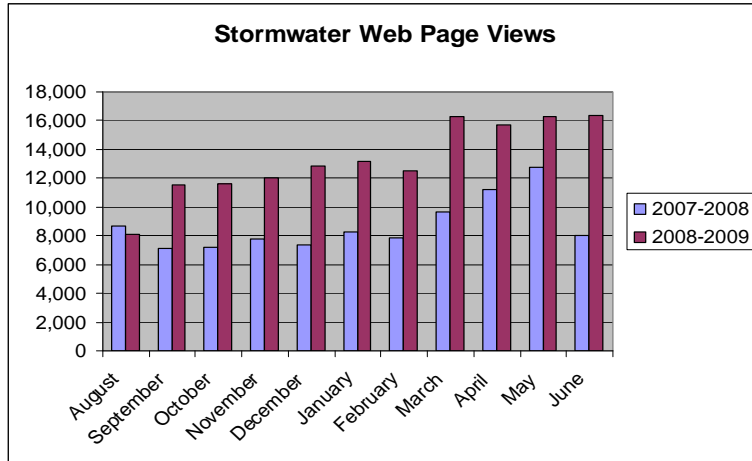


Table 4-4

| Month | 2007/2008 | 2008/2009 |
|-----------|-----------|-----------|
| August | 8,657 | 8,139 |
| September | 7,126 | 11,568 |
| October | 7,161 | 11,600 |
| November | 7,766 | 12,000 |
| December | 7,404 | 12,870 |
| January | 8,298 | 13,147 |
| February | 7,888 | 12,542 |
| March | 9,642 | 16,311 |
| April | 11,209 | 15,746 |
| May | 12,757 | 16,292 |
| June | 8,027 | 16,355 |
| Total | 95,935 | 146,570 |

Top 4 Web Pages Viewed in 2008/2009

1. 1,713 views: Litter Reduction, September 2008
2. 1,130 views: View Calendar Entry, Calendar, June 2009
3. 1,082 views: Too Toxic To Trash, March 2009
4. 1,064 views: View Calendar Month, Calendar, June 2009

Top 4 Document Download

1. 398: Fall Pollution Prevention Post Newsletter, Program Materials Page, Community Section, August 2008.
2. 351: San Mateo County Sustainable Green Streets and Parking Lots Design Guidebook, Sustainable Streets Page, Municipalities Section, January 2009.
3. 316: San Mateo County Sustainable Green Streets and Parking Lots Design Guidebook, Sustainable Streets Page, Municipalities Section, March 2009.
4. 271: Turf Block and Permeable Joint Pavers Technical Guidance, New Development Page, Business Section, June 2009

Conclusions

Almost all who come to the website visit the Calendar. Therefore, the Calendar is an excellent way to promote participation in community groups looking for volunteers in watershed stewardship activities like beach and creek cleanups, and sustainable gardening practices workshops.

Links from other related websites drive traffic to the website from interested visitors. Looking for ways to place links on other websites is an effective way to increase the number of visitors to SMCWPPP's website.

Cable Television

- The animated public service announcement (PSA), "Sweeper" aired on local cable stations in English and Spanish. This 30-second spot informs viewers that storm drains lead directly to local waterways. It also advertises the program logo, name, and website.
- The PSA ran on Comcast channels from September through October, 2008 and April through May, 2009 with a total of 1,975 showings.
- The PSA appeared on the following networks: AMC (American Movie Channel), Black Entertainment, CNN, Family, Food Network, Galavision (Spanish), Golf, MTV, Oxygen Network, TNT, and TRU TV.

Newsletter

Issues of the "P3: Pollution Prevention Post" newsletter were published in September and April to coincide with Pollution Prevention Week and Earth Day, respectively. A total of 6,000 hard copies were distributed at libraries, city halls, community centers, organizations, and outreach events. The newsletter is also available on the website with total view of:

- 689 for Fall 2008 issue
- 702 for Spring 2009 issue

Currently there are 153 residents that receive the newsletter by mail, and 563 residents that receive it by email.

Spanish newsletters were distributed through the local newspaper, “El Mensajero” with a distribution of 20,000. 3,000 hard copies were also distributed at libraries, city halls, community centers, organizations, outreach events, laundromats, and ethnic supermarkets.

Continued Collaborative Efforts with the Used Oil Program

Used Oil Collection

There are currently 66 used oil collection centers in San Mateo County. Out of these, 44 are state certified used oil collection centers and 22 are County certified. In addition to used motor oil, used oil filters are collected at 52 of these centers as part of the county’s used oil filter collection program.

Total gallons of oil collected for FY 2008/09 = 115,777

Number of oil filters collected FY 2008/09= 20,838

Marinas

The Environmental Health Used Oil Block Grant Program continues to reduce the potential for illicit discharges at the Pillar Point, Oyster Cover, Brisbane and Coyote Point marinas by collecting used motor oil, oil filters, and sponsoring the oil absorbent pad exchange program.

The Used Oil Program applied for and was awarded a 9th Cycle Used Oil Opportunity Grant from CIWMB, which will pay for the installation of a new permanent oil collection facility at Pillar Point Harbor in Half Moon Bay. Work is currently taking place and the new used oil collection facility should be open to the public by 2010.

ASSESSMENT OF EFFECTIVENESS

Completion of SWMP Tasks

The General Program has completed all of the Public Information and Participation tasks scheduled for FY 2008/09.

Effectiveness

Municipality Participation

A majority of the municipalities participated in the PIP Subcommittee, reviewed Subcommittee materials, and kept current on other subcommittees’ activities through the TAC meeting reports. The municipalities that took an active role in the PIP Subcommittee by

participating in a majority of the six meetings held during FY 2008/09 were Belmont, Brisbane, Burlingame, Colma, Daly City, East Palo Alto, Millbrae, Pacifica, Portola Valley, Redwood City, San Bruno, City of San Mateo, San Mateo County, South San Francisco, and Woodside.

Evidence of Effectiveness

In May 2009, Solem & Associates conducted a telephone survey on behalf of SMCWPP, to assess the attitudes of San Mateo County residents toward water pollution and actions that can be taken to reduce it. Results were compared to a 2001 study. Today most residents believe that every resident and government is responsible for improving water quality together (39% government, 34% every resident, 15% business & industry for being most responsible). This is a significant shift from 2001 survey results where 46% believed government was most responsible and only 21% believed every resident was most responsible. Most people understand that individual actions do affect the health of our water.

Other Key Findings:

- 60% reported seeing information on the proper disposal of pollutants.
- 70% reported seeing “No Dumping” messages on stormdrains.
- 70% said litter is a serious problem due to people’s bad habits as opposed to lack of awareness, a belief that other’s will clean up or lack of sufficient trash cans.
- 15% reported using pesticides and two-thirds use less toxic ones. Half the pesticides users also use other methods to control pests.
- 57% use commercial car washes while 32% wash their car at home. 58% of car owners know water from washing cars on pavement drains directly to the Bay, the Ocean, or creeks while 36% said they did not know this.

Outside the survey, there are specific project indications that show evidence that more and more residents are being engaged and educated about stormwater pollution prevention and about the Program:

1. Coastal Cleanup Day Participation – the number of volunteers participating in Coastal Cleanup Day increased by 74% over the previous year (3,802 volunteers in 2008 compared to 2,183 volunteers in 2007), engaging the public in clean-up efforts that raise awareness of the problems with trash in and near waterways.
2. Website - the number of pages visited on our website each month on average has increased by 52% since the site re-design. (7994 pages per month for 2007/2008 compared to 12,214 pages per month for 2008/2009).

3. County Fair –the number of fair contacts decreased from last year (3108 compared to 4060), but exceeded 2005 (2325) and 2006 (2797) despite the continuing decline in overall Fair attendance.

FUTURE ACTIONS

The following PIP activities are planned or being considered for FY 2009/10:

- Continue to hold PIP Subcommittee meetings;
- Continue the IPM “Our Water Our World” partnership campaign;
- Continue the Community Action Grant Program;
- Continue to coordinate the annual California Coastal Cleanup Day event in San Mateo County;
- Continue to update and create new materials with the SMCWPP name and logo;
- Develop materials to educate the public about car washing issues; and
- Research and plan an Urban Pesticides Campaign.

5

NEW DEVELOPMENT AND CONSTRUCTION CONTROLS

INTRODUCTION

The primary goal of this component is to minimize the adverse impacts on water quality and beneficial uses of land development, both during and after construction. To reach this goal, SMCWPPP assists municipalities in developing and adopting procedures for the control of stormwater pollution from new development and significant redevelopment projects. This includes site design and source control to prevent stormwater pollution, post-construction stormwater treatment for projects that result in the addition and/or replacement of 10,000 square feet or more of impervious surface, and (since June 12, 2007) hydromodification management measures for projects that create and/or replace one acre or more of impervious surface and are located in areas susceptible to development-induced erosion of creek beds or banks. Another area of emphasis is on the implementation of BMPs during construction.

SMCWPPP's strategy is to integrate procedures for stormwater pollution prevention and control into existing municipal review and inspection processes, and to coordinate with other Bay Area stormwater programs that are implementing the same NPDES permit requirements. SMCWPPP provides guidance to the local municipal programs through its New Development Subcommittee (NDS) meetings.

Since the start of the second NPDES permit period in July 1999, the municipalities have continued to improve their plan review, erosion control, and inspection programs; have expanded the use of stormwater treatment control measures; and have continued to implement performance standards for new development and construction activities. Since the adoption of the Provision C.3 amendment to SMCWPPP's NPDES permit in February 2003, the NDS's emphasis has been on assisting the municipalities to comply with these more prescriptive requirements for new and redevelopment projects.

Matthew Fabry from the City of Brisbane and SMCWPPP Coordinator continued to serve as chair of the New Development Subcommittee. The subcommittee enjoyed good participation. Appendix D contains the subcommittee's attendance sheet for FY 2008/09 with representatives from the following municipalities showing perfect attendance: Brisbane, Burlingame, Menlo Park, Redwood City, San Bruno, South San Francisco, and San Mateo County. Representatives of Belmont, Daly City, Hillsborough, Millbrae, Pacifica, and the City of San Mateo attended four of the five meetings.

ACCOMPLISHMENTS

SMCWPPP's primary accomplishments related to new development and construction controls during the past fiscal year included:

- Completed the Sustainable Green Streets and Parking Lot Design Guidebook, which was prepared for the Countywide Program.
- Construction was completed for two of the six projects that were awarded the Countywide Program's sustainable green streets and parking lots grants.
- Sponsored the May 28, 2009, Green Streets and Parking Lots Workshop, featuring the new Sustainable Green Streets and Parking Lots Design Guidebook.
- Contracted with Nevue Ngan Associates to prepare preliminary concept plans for eight green streets and parking lots projects in the San Francisco Creek Watershed in Menlo Park, in preparation to apply for a Proposition 84 grant for low impact development.
- Surveyed municipalities to determine how stormwater inspection requirements for new development and construction are being implemented.



Rain garden/bioretention area at Brisbane City Hall's completed green parking lot

- Conducted a survey of users of the C.3 Technical Guidance document.
- Conducted a review of the beta test version of the Bay Area Stormwater Management Agencies Association's Internet-based BMP design tool.
- SMCWPPP's municipalities are continuing to implement Provision C.3 requirements for projects that create and/or replace 10,000 square feet or more of impervious surface, as indicated in the municipalities' annual report deliverables.

- SMCWPPP's municipalities are continuing to verify the operation and maintenance of stormwater treatment measures as required by the amended NPDES permit's Provision C.3.e.
- Municipalities have continued to use the Summary of Pre-Wet Season Erosion Control Inspections Form to document the basis of the annual certification letter's determination that each active construction site has been stabilized to minimize erosion and the discharge of sediment from disturbed areas prior to the wet season. These forms can be found as Attachment E to the first half-year deliverable forms submitted by the municipalities.

Sustainable, Green Streets and Parking Lots Program

The Sustainable, Green Streets and Parking Lots Program is funded by a countywide vehicle registration fee under Assembly Bill (AB) 1546, which went into effect on July 1, 2005, and was subsequently extended through 2012 by Senate Bill (SB) 348. During Fiscal Year 2008/09



Stormwater curb extension, San Bruno's Belle Air/Third Avenue completed green street project

this completed the Sustainable Green Streets and Parking Lots Design Guidebook, which shows how to incorporate low impact development green BMPs in street and parking lot projects. The guidebook won the 2009 American Planning Association (APA) – California Northern Section and APA-California Chapter awards for Outstanding Innovation in Green Community Planning for the Sustainable Green Streets and Parking Lots Design Guidebook. A copy of the guidebook's cover and table of contents are included in Appendix D.

Of the six green streets and parking lots grants awarded in FY 2007/08, two of the projects were completed in the current fiscal year. The City of Brisbane completed its City Hall green parking lot in December 2008, and the City of San Bruno completed its Belle Air/Third Avenue green street project in February 2009. Daly City is scheduled to complete its Serramonte Library green parking lot project in Fiscal Year 2009/10.

The Countywide Program is preparing to seek additional sources of funding, such as Proposition 84 Low Impact Development grant funding, to implement additional green streets and parking lot projects.

Green Streets and Parking Lots Workshop

The NDS conducted a green streets and parking lots workshop on May 28, 2009, focusing on the Sustainable Green Streets and Parking Lots Design Guidebook. Sessions included an overview of the guidebook, site visits to green street and parking lot “opportunity sites” to envision potential green streets and parking lot retrofits, and a design charrette exercise to design hypothetical green street and parking lot projects. The workshop was led by Nevue Ngan Associates and Sherwood Design Engineers, the design team that prepared the design guidebook. There were 44 people in attendance (not including staff and guest speakers). The agenda, attendance list and workshop evaluation summary are included in Appendix D.



Design charrette activity at the green streets and parking lots workshop, May 2009

Survey of Municipal Inspection Practices

The Countywide Program surveyed its member municipalities regarding how they are implementing requirements for inspections of construction BMPs, the construction of stormwater treatment measures, and verification of stormwater treatment measure operation and maintenance. Survey respondents were also asked whether their municipalities have design standards for stormwater treatment measures. A summary of survey results is included in Appendix D.

Survey of C.3 Technical Guidance Users

A link to an online survey was posted on SMCWPPP’s new development webpage and emailed to the New Development Subcommittee. Only six responses were received, but the responses provided relevant comments on the usefulness of the technical guidance, with recommendations for the update that is anticipated after adoption of the MRP. A summary of survey results is included in Appendix D.

ASSESSMENT OF EFFECTIVENESS

Completion of SWMP Tasks

The General Program has completed all of the New Development and Construction Controls tasks scheduled for FY 2008/09.

Effectiveness

Through continued education and local implementation efforts, SMCWPPP is continuing to reduce the discharge of pollutants from development and construction activities. The effectiveness of stormwater pollution prevention efforts during FY 2008/09 can be assessed in the following areas:

- Participation in General Program efforts, such as the NDS.
- Implementation of the performance standards.
- Enforcement of construction site BMPs, including erosion and sediment and general pollution prevention controls.
- Demonstration of the use of appropriate construction and post-construction stormwater controls in conditions of approval for development projects.

Development projects under review by the municipalities in FY 2007/08 are listed in the deliverable forms submitted by the municipalities. Appendix D includes the NDS attendance list.

Information summarizing each municipality's efforts during FY 2008/09 to implement the NPDES permit requirements for new development is contained in the completed deliverable forms. Municipalities prepare annually certification letters that each active site has been stabilized (see Municipal Submittals).

The municipalities' completed deliverable forms, indicate that, in general, most municipalities continue to make progress in incorporating stormwater pollution prevention requirements into their development plan review and construction inspection procedures, and are continuing to review and improve their programs especially with respect to incorporating post construction controls.

FUTURE ACTIONS

General Program activities during FY 2009/10 will continue to focus on supporting the municipalities' efforts to implement the Provision C.3 NPDES permit amendment requirements, and to work with the Water Board staff to adopt the proposed municipal regional stormwater permit.

Major tasks will include the following:

- Continue to exchange information with the municipalities through bi-monthly NDS meetings, and at the next new development workshop.

- Continue participation in the development of the municipal regional stormwater permit as it pertains to Provision C.3, construction inspections, and other aspects of the New Development and Construction Controls component of SMCWPPP.
- Conduct round table discussions, and/or project review presentations, to assess and/or track effectiveness.
- Update SMCWPPP's Guidebook of Site Design Examples.
- Continue to prepare for the adoption and implementation of the municipal regional stormwater permit.
- Seek grant funding for additional green streets and parking lots projects.

6 WATERSHED ASSESSMENT AND MONITORING

INTRODUCTION

Watershed Assessment and Monitoring (WAM) is one of SMCWPPP's key components. The current emphasis is on characterizing representative watersheds in San Mateo County and addressing pollutants of concern that may impair water quality. More specifically, the goals of the WAM component include:

- Characterizing creek function, health and water quality conditions in representative watersheds in San Mateo County and evaluating potential stormwater runoff impacts;
- Developing plans to address specific pollutants of concern associated with stormwater runoff such as trash, mercury and polychlorinated biphenyls (PCBs) and performing related special studies (e.g., to identify pollutant sources); and
- Evaluating long-term trends in water quality and thereby informing SMCWPPP's efforts to improve the effectiveness of its BMPs to prevent or reduce stormwater runoff impacts.

Over the past several years SMCWPPP has focused on using integrative tools such as trash assessments, creek walks and bioassessments to characterize creek condition and inform implementation of BMPs. The monitored creeks are typically receiving waters for stormwater discharges from municipal storm drain systems in watersheds with significant urban land uses. SMCWPPP also comments on selected regulatory actions (e.g., 303(d) listings and Basin Plan amendments) and participates in regional collaborative efforts that develop information needed to improve water quality in San Francisco Bay and local watersheds in San Mateo County and all of the Bay Area.

ACCOMPLISHMENTS

SMCWPPP's WAM component accomplishments during FY 2008/09 are summarized below. The accomplishments fall under three general categories:

1. Addressing Trash in San Mateo County Watersheds;
2. Regional Collaborative Efforts; and
3. Regulatory Activities, Coordination, and Planning.

Addressing Trash in San Mateo County Watersheds

- SMCWPPP performed a pilot study to investigate sources and pathways of trash in lower San Mateo Creek and completed a report documenting the study methods and results.
- SMCWPPP finalized a fact sheet that describes typical trash management activities conducted by SMCWPPP's municipalities and SMCWPPP's multi-faceted, program-wide efforts to characterize trash and reduce trash levels in urban creeks and shorelines.
- SMCWPPP General Program staff walked a section of Colma Creek with San Mateo County Department of Public Works staff and City of South San Francisco staff and prepared a memorandum discussing trash conditions in the creek and summarizing recently improved municipal trash management actions.

Regional Collaborative Efforts

- SMCWPPP continued to participate in the San Francisco Estuary Regional Monitoring Program.
- SMCWPPP supported development of a monitoring collaborative among Bay Area stormwater agencies via General Program staff's participation in the Bay Area Stormwater Management Agencies Association (BASMAA) Regional Monitoring Coalition.
- SMCWPPP General Program staff continued to assist BASMAA to participate in a project entitled "Taking Action for Clean Water" that will develop Bay Area-specific BMPs to prevent release of PCBs from building materials into urban runoff during renovation, maintenance or demolition of structures.
- SMCWPPP continued to provide in-kind assistance to the Bay Area Macroinvertebrate Bioassessment Information Network.

Regulatory Activities, Coordination and Planning

- SMCWPPP General Program staff reviewed Regional Water Board staff's proposed new Clean Water Act 303(d) listings in San Mateo County and prepared written comments.
- SMCWPPP General Program staff reviewed Regional Water Board staff's proposed changes to the Basin Plan related to San Mateo County water bodies and their beneficial uses and prepared written comments and recommended revisions.
- SMCWPPP General Program staff continued to help represent BASMAA'S interests during development of the San Francisco Bay PCBs TMDL.

- SMCWPPP General Program staff continued performing various tasks related to assisting SMCWPPP and BASMAA negotiate and prepare for implementing the proposed monitoring, trash, mercury and PCBs provisions in the draft Municipal Regional Permit.
- SMCWPPP's WAM Subcommittee met regularly during FY 2008/09 to oversee the WAM component's activities.
- SMCWPPP General Program staff prepared the WAM component section of SMCWPPP's annual report and work plan.

Descriptions of Accomplishments

SMCWPPP's accomplishments are described in more detail below.

Addressing Trash in San Mateo County Watersheds

During FY 2008/09, SMCWPPP's WAM component performed several activities related to characterizing trash conditions and sources in urban creeks in San Mateo County and taking initial steps towards improving municipal practices that reduce levels of trash in those creeks, as described below.

Trash Pilot Study in San Mateo Creek

During FY 2008/09, SMCWPPP performed a pilot study in lower San Mateo Creek to investigate sources/pathways of trash and completed a report documenting the study methods and results (*Pilot Study to Assess Sources of Trash to Lower San Mateo Creek, August 2009*). Appendix E contains a copy of the cover page and summary from this report. The study area was an approximate 0.75-mile reach near the bottom of San Mateo Creek where trash accumulation was identified during SMCWPPP's Unified Stream Assessment (USA) creek walks and subsequent trash assessments. Two separate three-day in-stream trash assessments/cleanups covering the entire study area were conducted using a modified version of the Urban Rapid Trash Assessment (URTA)¹ protocol. The first assessment was conducted in September 2008 and established a baseline before additional cleanups later that month by volunteers and City of



¹During FY 2005/06, the Santa Clara Valley Urban Runoff Pollution Prevention Program revised Regional Water Board staff's Rapid Trash Assessment (RTA) protocol to increase its utility in evaluating trash conditions at typical impacted sites in urban watersheds. The revisions were intended to enhance the utility of this tool in assisting municipal staff to identify, prioritize and evaluate trash management activities in urban creeks. The revised protocol is referred to as the Urban Rapid Trash Assessment (URTA).

San Mateo staff in association with California Coastal Cleanup Day. Field staff confirmed that the study area was essentially free of trash following these cleanups. The second assessment was in January 2009, following several small rainstorms. The primary goal of the second assessment was to determine the amounts, types, and, to the extent possible, sources of trash (e.g., littering, dumping, storm drains) that had accumulated in the study area since the cleanups. A total of 7,426 and 5,125 trash items were found in the creek study area during the September 2008 and January 2009 assessments, respectively, confirming that trash accumulation is an ongoing problem. Plastic items were the most prevalent type of trash. The trash assessments revealed that direct littering and dumping from road crossings above the creek (and sometimes associated with homeless encampments beneath the road crossings) are a major source of trash to the creek. The proportion of trash items in the study area that appeared to originate from littering/dumping fell from about 49% in September 2008 to 36% in January 2009. In both assessments, the same small percentage of the trash was identified as originating from storm drains (3%). However, a large proportion of trash appeared to originate from unknown upstream sites, increasing from 48% in September 2008 to 61% in January 2009. Factors contributing to this increase potentially include trash conveyed to the creek during rainstorms by storm drains with outfalls in a large culvert upstream of the study area. The pilot study also compiled and evaluated storm drain system information from the City of San Mateo to delineate storm drain catchments in the study area. On-land litter audits were performed in January 2009 at twelve street locations within the storm drain catchment areas draining into the study area. Trash was categorized, enumerated and removed from each site. One goal was to attempt to use trash characteristics and storm drain maps to connect on-land trash sources with trash that accumulated in the creek, but that generally proved infeasible. However, branding of trash during the audits did reveal some major sources of trash and could help inform outreach and enforcement efforts.

Trash Fact Sheet

SMCWPPP has initiated a multi-faceted program to begin identifying and addressing trash accumulation areas in urban waterways in San Mateo County. During FY 2008/09 SMCWPPP finalized a fact sheet that describes typical trash management activities conducted by SMCWPPP's municipalities and SMCWPPP's program-wide efforts to characterize and reduce trash levels (*Tackling Trash in San Mateo County's Urban Waterways, October 2008*). The fact sheet can be downloaded from SMCWPPP's web site (www.flowstobay.org) and describes highlights of SMCWPPP's trash program during the past several years, including:

- Surveying San Mateo County municipalities regarding their existing municipal trash management efforts and known trash accumulation/dumping areas. The survey revealed that SMCWPPP's municipalities typically perform a wide variety of trash management efforts that include trash collection and cleanup (e.g., street sweeping, stormwater conveyance facility maintenance), use of enforcement to discourage littering, dumping, and discharge of trash, and use of incentive and education programs (e.g., anti-littering campaigns).

- Performing an initial pilot study to identify trash sources and management measures at a selected in-stream trash accumulation area (Gateway Park in San Mateo Creek).
- Coordinating and publicizing creek and beach cleanups in San Mateo County as part of the California Coastal Commission's annual "California Coastal Cleanup Day" in September of each year. This effort appeared successful in that volunteer participation in the cleanups is increasing each year.
- Pilot-testing Regional Water Board staff's Rapid Trash Assessment (RTA) protocol as a tool to monitor the amount and types of trash in creeks and inform efforts to identify sources and controls.
- Assessing most of the major urban creeks on the Bay-side of San Mateo County for trash accumulation areas (and other impacts) using the USA creek walk protocol.
- Using the URTA to further evaluate a subset of the trash accumulation sites identified during the USA creek walks. The information collected is establishing a baseline against which to track future trends and will assist with efforts to identify trash sources and transport pathways. A total of 46 urban creek trash accumulation sites have been identified to-date within 13 San Mateo County watersheds. Detailed assessments have been performed twice (during the fall and spring seasons) at 19 of these sites using the URTA.

Colma Creek Trash Memorandum

In August 2008 General Program staff walked a section of Colma Creek with San Mateo County Department of Public Works staff and City of South San Francisco (SSF) staff and prepared a memorandum (Appendix E) discussing trash conditions in the creek and summarizing recently improved municipal trash management actions. The County and SSF conduct this creek walk four times a year. It includes documenting trash



conditions and mitigation efforts and is part of the County's and SSF's efforts over the past several years to monitor and improve trash conditions in Colma Creek. Much progress has been made through cleanups using the County Sheriff's Offenders Program, targeted public outreach (e.g., door hangars), and working with commercial facilities such as Costco.

Regional Collaborative Efforts

An important aspect of SMCWPPP's WAM component has been participating in regional collaborative programs related to monitoring and improving water quality in Bay Area water bodies, including San Francisco Bay and local creeks and wetlands. During FY 2008/09, SMCWPPP continued to participate in a number of important collaborative programs, as described below.

San Francisco Estuary RMP

SMCWPPP continued to participate in the San Francisco Estuary Regional Monitoring Program (RMP) during FY 2008/09. The RMP is administered by the San Francisco Estuary Institute, and monitors pollutant concentrations in water, sediments, and fish and shellfish tissue in San Francisco Bay and Delta, together known as the San Francisco Estuary. A major goal of the RMP is to provide information on how pollutant concentrations in the Estuary are responding to pollution prevention and control measures. Thus the RMP aims to help determine whether efforts by various Bay Area agencies involved in water quality management (including stormwater management agencies such as SMCWPPP) are helping to improve water quality in the Estuary. In recent years the RMP has also begun to measure pollutant loadings to the Bay from representative local watersheds, an important type of information needed in development and implementation of TMDL water quality restoration programs targeting pollutants such as mercury and PCBs. SMCWPPP continued to provide funding to the RMP during FY 2008/09. General Program staff also continued to represent BASMAA on the RMP Sources, Pathways and Loadings Work Group, PCB Strategy Work Group, Dioxin Strategy Work Group, and Sport Fish Work Group. Through participation in these work groups General Program staff advocate for stormwater program interests during RMP study design, implementation and reporting.

BASMAA RMC

During FY 2008/09, SMCWPPP supported development of a monitoring collaborative among Bay Area stormwater agencies via General Program staff's participation in the Bay Area Stormwater Management Agencies Association Regional Monitoring Coalition (BASMAA RMC). The BASMAA RMC met periodically to begin developing a regional approach to compliance with the anticipated monitoring provisions in the Municipal Regional Permit and discussed important aspects of this effort such as developing sampling and analysis plans, quality control, contracting for fieldwork, inter-laboratory calibration, data management, and reporting.

PCBs in Building Materials Project

In November 2006, the State Water Resources Control Board awarded the San Francisco Estuary Project (SFEP) a Proposition 50 Coastal Nonpoint Source Pollution grant for a project entitled "Taking Action for Clean Water." The project includes several tasks to further implementation of Bay Area TMDLs, including a task that involves addressing the historic use of PCBs in building materials. The primary goal of this task is to develop Bay Area-specific BMPs to prevent release of PCBs from building materials into urban runoff during renovation, maintenance or demolition of structures. Bay Area-specific information about the presence of PCBs in building materials will be obtained through a field sampling program, so that management actions can be targeted specifically to the structures most likely to contain PCBs and threaten water quality. During FY 2008/09, General Program staff continued to assist BASMAA to participate in the project as a stakeholder and project partner, with initial emphasis on planning the field sampling portion of the project. Due to California's budget difficulties funding for the project was frozen in December 2008, but it is

now poised to restart with funding from the American Recovery and Reinvestment Act (ARRA – i.e., federal stimulus funds). During May and June 2009 General Program staff worked with other BASMAA staff and the SFEP project manager to revise the scope and schedule of the project for restart under ARRA funding.

BAMBI

The Bay Area Macroinvertebrate Bioassessment Information Network (BAMBI) is a regional program that helps coordinate Bay Area benthic macroinvertebrate bioassessment efforts such as those performed by SMCWPPP's WAM component during recent years. SMCWPPP continued to provide in-kind staff support to BAMBI during FY 2008/09. BAMBI will help Bay Area stormwater management agencies interpret local bioassessment data and use the results to inform development of urban runoff pollution prevention and control strategies. BAMBI's specific goals include:

- Standardizing rapid bioassessment protocols in the Bay Area, including quality assurance and control in field sampling and laboratory analyses;
- Establishing reference conditions for Bay Area creeks;
- Facilitating regional coordination and data management and sharing;
- Refining physical habitat assessment protocols; and
- Developing a regional Index of Biological Integrity (IBI). The IBI will help with classifying creek condition, evaluating attainment of beneficial uses in creeks, identifying stressors to creeks, and establishing water quality goals.

Regulatory Activities, Coordination, and Planning

During FY 2008/09, SMCWPPP commented on several ongoing or new regulatory actions, held periodic WAM Subcommittee meetings, and prepared the WAM component section of the annual report and work plan, as described below. SMCWPPP also compiled the WAM components reports prepared during the past several years, prepared a reference list, and posted links to electronic copies of the reports on SMCWPPP's web page.

Proposed 303(d) Listings

Regional Water Board staff proposed additional Bay Area impaired water quality listings under Section 303(d) of the Clean Water Act. Three creeks in San Mateo County were proposed for listing due to impairment by trash and/or sediment toxicity: Colma Creek (trash); San Mateo Creek (trash and sediment toxicity); and San Francisquito Creek, which is partly located in Santa Clara County (trash). In addition, the shoreline of "San Francisco Bay Lower" was proposed for listing due to trash impairment. General Program staff worked with the WAM Subcommittee to review the proposed listings and prepare on behalf of SMCWPPP written comments that focused on some of the technical aspects of the listings (Appendix E).

Water Body Basin Plan Amendment

Regional Water Board staff is proposing to amend the San Francisco Bay Basin Water Quality Control Plan (Basin Plan) in relation to Bay Area surface water bodies and their associated beneficial uses. As first adopted in 1975, the Basin Plan did not assign beneficial uses to all of the water bodies that it lists, and many Bay Area water bodies were not listed at all. For example, only two San Mateo County Bay-side creeks have designated beneficial uses in the current Basin Plan. Staff is therefore proposing to add water bodies and beneficial uses to the Basin Plan in order to improve its clarity and completeness. Staff agreed to informally exchange information on the details of the above proposed amendment with representatives from Bay Area stormwater management agencies before the anticipated period of formal public review. As such, staff provided SMCWPPP with draft tables describing the proposed changes to the Basin Plan related to San Mateo County water bodies and the associated sources of information upon which the changes are based. General Program staff reviewed these materials for accuracy and completeness of content, including interpretation of the information sources cited, and prepared written comments and recommended revisions. Appendix E contains a copy of the transmittal memorandum for the information submitted to staff.

PCB TMDL

SMCWPPP General Program staff continued to help represent BASMAA'S interests during development of the San Francisco Bay PCBs TMDL. This TMDL has been adopted by the Regional Water Board and will be considered next by the State Water Resources Control Board (SWRCB). General Program staff reviewed the SWRCB's draft agenda item and resolution for proposed approval of the Basin Plan amendment to establish this TMDL and prepared written comments on behalf of BASMAA (Appendix E).

Municipal Regional Permit (MRP) Development

During FY 2008/09, General Program staff continued performing various tasks related to assisting SMCWPPP and BASMAA negotiate and prepare for implementing the MRP, including the following activities performed through SMCWPPP's WAM component in relation to the MRP's proposed monitoring, trash, mercury and PCBs provisions:

- Participating in BASMAA RMC (as described previously).
- Attending numerous meetings with Regional Water Board and/or BASMAA staff to discuss development of the monitoring, trash, mercury and PCBs provisions in the MRP and assisting SMCWPPP to prepare written comments on Regional Water Board staff's drafts of these provisions.
- Developing preliminary cost estimates for SMCWPPP's General Program to implement the monitoring, mercury and PCBs provisions in drafts of the MRP prepared by staff and also programmatic-level cost estimates for SMCWPPP to implement MRP requirements proposed by BASMAA for these provisions.

- Testifying at the Regional Water Board's public hearing on May 13 in relation to the mercury and PCB provisions of the MRP and subsequently reviewing the transcript of the hearing and developing proposed steps and timelines for implementing the proposed mercury/PCB pilot studies through a regional collaborative.
- Preparing a proposal for potential Proposition 84 funding for a project that would assist BASMAA agencies comply with the draft mercury and PCBs provisions in the MRP.

WAM Subcommittee

SMCWPPP's WAM Subcommittee met regularly during FY 2008/09 to oversee component activities. Dermot Casey of San Mateo County replaced Frank Mandola from the City of South San Francisco as chair of the subcommittee. Municipalities that were active subcommittee participants included Belmont, Brisbane, Burlingame, Daly City, Pacifica, City of San Mateo, San Mateo County and South San Francisco. A complete record of meeting attendees is contained in Appendix E. In addition to meeting periodically, the subcommittee took a field trip on June 11, 2009 to a reach of Laurel Creek between the Hillside Mall and El Camino Real. The objective of the field trip was to observe and discuss typical trash impacts to urban creeks in San Mateo County, and potential sources, pathways and management actions. Typical for urban creeks in the Bay Area, the trash problem in this creek reach is multifaceted and complex. General Program staff provided a map that showed land uses and the large number of storm drain inlets in the creek watershed. Trash sources discussed included storm drain outfalls, windblown trash from adjacent land uses, littering, illegal dumping, homeless encampments and accumulation of trash transported from upstream sources.

Annual Report and Work Plan

During FY 2008/09, General Program staff prepared the WAM component section of SMCWPPP's FY 2007/08 annual report and a work plan for SMCWPPP to implement the WAM component during FY 2009/10.

ASSESSMENT OF EFFECTIVENESS

The effectiveness of WAM component efforts during FY 2008/09 should be assessed in the context of the WAM component goals described earlier. Over the past several years SMCWPPP's bioassessments, USA creek walks, and trash assessments in urban creeks in San Mateo County have helped define baseline water quality conditions. These data will facilitate future evaluations of long-term trends and thereby inform efforts to evaluate the overall effectiveness of SMCWPPP's stormwater pollution prevention and control BMPs. These data also potentially help identify impairment problems and pollutant sources, a first step in selecting new BMPs to prevent or reduce stormwater runoff impacts throughout San Mateo County. For example, as mentioned above, SMCWPPP is assisting with development of a regional Index of Biologic Integrity (IBI) based on SMCWPPP's bioassessment data and other Bay Area data. The IBI will potentially help SMCWPPP to evaluate attainment of creek

beneficial uses and identify stressors to creeks, and thereby inform management actions. In another example, SMCWPPP's trash assessments help characterize sources of trash to urban creeks, and therefore will inform the development of new or improved BMPs to address trash. In addition, SMCWPPP's participation in regional monitoring efforts (e.g., the RMP) assists TMDL development, especially those TMDLs focusing on improving water quality in San Francisco Bay such as the PCBs TMDL. Furthermore, SMCWPPP's commenting on ongoing or new regulatory actions (e.g., proposed new 303(d) listings and various Basin Plan amendments) helps ensure that such actions take into account SMCWPPP and BASMAA agency interests and concerns. This is essential because stormwater management agencies are an important stakeholder in Bay Area water quality issues.

FUTURE ACTIONS

During FY 2008/09, SMCWPPP's WAM component will continue to focus on watershed-related activities, specific pollutants of concern such as trash, regional collaboration, and commenting on selected regulatory actions. To the extent possible, all WAM component activities will be planned and conducted in coordination with the ongoing development of the Municipal Regional Permit, and in compliance with the permit once it is adopted. In preparation for implementing this permit, SMCWPPP will continue to support and participate in development of a regional monitoring collaborative among Bay Area stormwater agencies (i.e., the BASMAA RMC). SMCWPPP will also continue to participate in existing regional collaborative monitoring programs in the Bay Area such as BAMBI and the RMP.

APPENDIX A: TABLE OF CONTENTS

Municipal Maintenance Subcommittee Attendance List FY 2008/09

Parks Maintenance and IPM Work Group Attendance List FY 2008/09

2009 Parks Maintenance and Integrated Pest Management Workshop

- *Agenda*
- *Flyer*
- *Evaluation Summary*

16th Annual Municipal Maintenance Training Workshop

- *Agenda*
- *Flyer*
- *Evaluation Summary*

**San Mateo Countywide Water Pollution Prevention Program
Municipal Maintenance Subcommittee Attendance List
FY 2008/09**

| MUNICIPALITY | REPRESENTATIVE | PHONE FAX EMAIL | 27-Aug | 22-Oct | 28-Jan | 25-Mar | June Trng Workshop |
|----------------|------------------|---------------------------|--------|--------|--------|--------|-----------------------|
| Atherton | Steve Tyler | 650/576-1655 | | X | | X | 4 |
| | Javier Andrade | | X | X | | X | |
| | Bill Butler | 650/743-3028 | X | X | | X | |
| | Jake Fonseca | | X | X | | | |
| | Eddie Lopez Jr. | 650/743-3032 | X | | | X | |
| | Troy Henderson | | | | | X | |
| | Jacob Tipton | | X | | | | |
| Belmont | Randy Ferrando | 650/595-7464 | X | X | X | X | 10 |
| | Tim Murray | | | | X | X | |
| Brisbane | Walt Peters | 415/508-2135 | X | | X | | 3 |
| | Matt Fabry | see below | | | | | |
| Burlingame | John Baack | 558-7674 | | X | | | 1 |
| | Vince Falzon | | | | | X | |
| | Doug Bacchi | | X | | | X | |
| | David Ibarra | | X | | | | |
| | Peter Gaimas | | | | | X | |
| | Kiley Kinnon | | | | | X | |
| Colma | Vicente Gonzalez | 650/333-0550 | X | X | X | X | 2 |
| | Brian Dossey | | | | | | |
| | Louis Gotelli | 650/757-8888 | | X | X | | |
| | Ryan Rodriguez | | X | | | X | |
| Daly City | Mike Peterson | 650/991-8097 | X | X | X | X | 4 |
| | John Peterson | 650/991-8097 | X | X | X | X | |
| | Javier Barajas | 650/991-8097 | X | | | X | |
| | Dan Godwin | | | | X | | |
| | Joe Stabile | | X | X | X | | |
| East Palo Alto | Ray Lopez | 650/280-1945 | | | | | 0 |
| | Emmanuel Funches | 650/280-0741 | | | | | |
| | Mae Pugh | | | | | | |
| Foster City | Jorge Banuelos | | | | | X | 7 |
| | Mike Mattias | 650/286-7502 | | | | | |
| | Mike McElligott | 286-3546 | | | | | |
| | Jon Schmeeckle | | | | | X | |
| | John Schulze | 286-8140 | | | | | |

| | | | | | | | |
|----------------|-----------------------|-------------------|---|---|---|---|---|
| Half Moon Bay | 650/726-4283 or -8264 | | | | | | 0 |
| Hillsborough | | | | | | | |
| | Gary Francis | 650/375-7444 | | X | | X | 0 |
| | Frank Henwood | 650/375-7444 | | | | | |
| | Clay Dahl | | | | | | |
| | John Paulino | 650/375-7444 | | | | | |
| Menlo Park | | | | | | | |
| | Julie Robinson | | | | | | 2 |
| | Joe Pimentel | 330-6780 or -6317 | X | X | | X | |
| | Nelson Gutierrez | 330-6780 | | | | | |
| | Larry D. Gorman | | | | | | |
| | Ira Meachum | | | | X | | |
| | Jennifer Ng | | | | | X | |
| | Virginia Parks | | | | | X | |
| | Dulani Spencer | | | | | | |
| Millbrae | | | | | | | |
| | Craig Centis | 650/259-2374 | X | X | X | X | 1 |
| | Russell Clark | | | | X | X | |
| | Ray Mendez | 650/259-2374 | | | | | |
| | Florian Ebo | | | | | | |
| | Russ Clark | | | | | | |
| | Anthony Riddell | | | | | | |
| | Mike Riddell | | | | | | |
| Pacifica | | | | | | | |
| | Todd Estrada | | | | | | 5 |
| | Eric Steele | 650/738-3775 | | X | X | X | |
| Portola Valley | | | | | | | |
| | Josh Maierle | 650/851-1700 x21 | | | | | 0 |
| Redwood City | | | | | | | |
| | Rich Del Ben | 650/780-7464 | X | X | X | X | 0 |
| | Eddie Lopez | 650/740-7473 | X | | X | X | |
| | Victor Casteneda | 650/780-7473 | X | | X | X | |
| | Sione Tu'uhoko | 650/780-7473 | | | | | |
| | Albert Munavia | 650/780-7473 | X | X | X | X | |
| | Ruperto Sandoval | 650/780-7473 | X | | | | |
| | Latu Taufalele | 650/780-7473 | X | X | X | X | |
| San Bruno | | | | | | | |
| | Gino Quinn | 616-7160 | | | X | X | 1 |
| | Mike Painter | | | X | | | |
| | Cliff Vanuver | 616-7160 | | | | | |
| | Jim Evangelist | | | | | | |
| | Mike Lysak | 616-7160 | | | | | |

| | | | | | | | |
|---------------------|--------------------------|------------------|---|---|---|---|---|
| San Carlos | Chris Zanoni | 650/802-4140 | X | X | | X | 5 |
| | Ray Chan | | | | | X | |
| | Paul Baker | 650/802-4143 | X | X | X | X | |
| | | | | | | | |
| San Mateo | Ray Fitch | 650/522-7354 | | | | | 0 |
| | Bob Correa | | | | | | |
| | Vern Bessey | | | X | | | |
| | | | | | | | |
| San Mateo Co. | Steve Fischer | | | | X | X | 4 |
| | Katie Beltrano | | | | | | |
| | Brian Gatt | 650/573-2591 | | | | | |
| | Ana Clayton | | | X | | | |
| | Dewayne Johnson | | | | | | |
| | Sarah Pratt | | | X | | | |
| | | | | | | | |
| South San Francisco | Mike Aquilina | 650/877-8553 | X | X | | | 0 |
| | James Hardie | | X | | X | X | |
| | Michael Charan | 650/877-8552 | | | | | |
| | Jim Bombaci | 650/877-8552 | | | | | |
| | Keith Potter | | X | | | | |
| | Rob Lecel | | | | | X | |
| | Larry Radczenho | | | X | | | |
| | | | | | | | |
| SMCWPPP | Matt Fabry | 415/508-2134 | X | | X | X | |
| | | | | | | | |
| Woodside | Gratien Etchebehere | | | | X | | 1 |
| | Richard Chiu | 650/851-6790 | | | | | |
| | | | | | | | |
| EOA | Fred Jarvis | 510/832-2852 x11 | X | | X | X | |
| | | | | | | | |
| Water Board | Habte Kifle | | X | | | | |
| | Dale Bowyer | | | | | | 1 |
| Caltrans | Sherman Pulcher | | | | | | 2 |
| | Gary Mears | | | | | | |
| Oakland | Markley Bavinger | 510/238-6266 | | | | | |
| Sunnyvale | Kristy McCumby Hyland | 408 730-7274 | | | | X | |
| Notes: | | | | | | | |

**San Mateo Countywide Water Pollution Prevention Program
Park Maintenance & IPM Work Group Attendance List FY 2008/09**

| MUNICIPALITY | REPRESENTATIVE | Contact Information | | Attendance | | | |
|----------------------------------|-----------------------------------|--|------------------------------|------------|--------|------------------------------------|--------|
| | | Email | Phone | 10-Sep | 18-Nov | Feb Training Workshop ¹ | 28-Apr |
| Atherton | Mike Anderson | manderson@ci.atherton.ca.us | 650/752-0541 | | | 2 | |
| Belmont | Daniel Ourtiague | dourtiague@belmont.gov | 650/595-7441 | | √ | 0 | |
| Brisbane | Don McClymond | dmcclymond@brisbane.ca.us | 415/716-0105 | | √ | 4 | √ |
| Burlingame | Greg Foell | gfoell@burlingame.org | | | √ | 1 | |
| Colma | Phil Scramaglia | phil@csgengr.com | | | | 1 | |
| | Bill Segale, Segale & Cerini Inc. | segcerbill@aol.com | 650/755-7343 | | | | |
| Daly City | Paul Thompson | pthompson@dalycity.org | 650/991-8006 | √ | √ | 2 | √ |
| East Palo Alto | Fernando Bravo | Fernando Bravo<FBravo@cityofepa.org> | | | | 0 | |
| Foster City | Bill Gomba | bgomba@fostercity.org | 650/286-8140 | | | 4 | |
| | Dorte Drastrup | ddrastrup@fostercity.org | | | √ | | |
| Half Moon Bay | Tony Moorhouse | tmoorhouse@ci.half-moon-bay.ca.us | 650/726-8260 | | | 3 | |
| Hillsborough | Gary Francis | gfrancis@hillsca.org | 650/375-7506 | | √ | 0 | √ |
| Menlo Park | David Mooney | damooney@menlopark.org | 650/330-6794 | √ | | 0 | √ |
| Millbrae | Russell Clark | | 650/259-2481 | | | 2 | |
| Pacifica | Ron Fascenda | fascendar@ci.pacifica.ca.us ? | 650-738-3760 | | | 5 | √ |
| | Tom Lessa | | | | | | |
| Portola Valley | Josh Maierle | JMaierle@portolavalley.net | 650/851-1700, Ext.21 | | | 0 | |
| Redwood City | Valerie Matonis | vmatonis@redwoodcity.org | 650/780-7280 | | √ | 14 | √ |
| San Bruno | David Perazzo | dperazzo@ci.sanbruno.ca.us | 650/616-7193 | | | 0 | |
| San Carlos | Guy Wallace | guywallace@cityofsancarlos.org | | | | 8 | |
| | Frank Rivera | | | | | | |
| San Mateo | Vern Bessey | vbessey@cityofsanmateo.org | 650/522-7342 | √ | √ | 3 | √ |
| San Mateo Co. Parks | William Crawford | bcrawford@co.sanmateo.ca.us | 650/573-2591 Fax-347-8276 | √ | √ | 7 | √ |
| | Jeff Pacini | | | | √ | | |
| Agriculture Weights and Measures | Ronald Pummer | rpummer@co.sanmateo.ca.us | 650/363-4700 | | | | |
| | Jeremy Eide | | | | | | |
| | Koren Widdel | | | √ | √ | | √ |
| Public Wks | Tsutomu Imamura | timamura@co.sanmateo.ca.us | 650/363-4149 | √ | | | |
| | Jeff Pacini | JPacini@rcn.com | | | | | |
| South San Francisco | David Venturini | david.venturini@ssf.net | 650/829-3834 | | | 2 | |
| | Norman Gok | | | | | | |
| | Brian Brunelli | | | | | | |
| Woodside | Eunejune Kim | EKim@woodsidetown.org | 650/851-6790 | | | 1 | |
| Regional Bd | Sue Ma | SMa@rb2.swrcb.ca.gov | 510/622-2371 | | | | |
| EOA | Fred Jarvis | fejarvis@eoainc.com | 510/832-2852 x111 | √ | √ | | √ |
| | Vishakha Atre | vatre@eoainc.com | 408/720-8811 | | | | |
| Program | Matt Fabry | mfabry@ci.brisbane.ca.us | 415/508-2134 | √ | | | √ |

Notes:

¹ Number indicates number of attendees from jurisdiction at the workshop.



AGENDA
Integrated Pest Management Workshop
SMCWPPP Parks Maintenance and IPM
Green Building Exchange
February 26, 2009
11:00 a.m. – 3:00 p.m.

| | |
|--|---------------|
| Lunch <i>Registration</i> | 11:00 – 11:30 |
| Welcoming Remarks | 11:30 – 11:35 |
| EcoWise Certified Contracting Tool Kit <i>Bart Brandenburg, EcoWise Certified Program, Association of Bay Area Governments</i> | 11:35 – 12:05 |
| Right Tree – Right Place to Prevent Infrastructure Conflicts <i>Gordon Mann, Certified Arborist, Mann Made Resources</i> | 12:05 – 12:40 |
| Water Conservation: Irrigation Design and Maintenance <i>Corbin Schneider, Senior Project Manager, Verde Design, Inc.</i> | 12:40 – 1:10 |
| Break | 1:10 – 1:15 |
| Respirator Regulatory Refresher and Online Pesticide Use Reporting <i>Jeremy Eide, Biologist / Standards Specialist IV, San Mateo County Agricultural Weights and Measures</i> | 1:15 – 1:55 |
| Emergency Spill Response <i>Waymond Wong, Haz Mat Response Team Coordinator, San Mateo County Environmental Health</i> | 1:55– 2:25 |
| Gopher and Ground Squirrel Control <i>Steven T. Hebert, Wildlife Specialist, Swat Pest Control</i> | 2:25 – 2:55 |
| Closing Remarks | 2:55 – 3:00 |



Integrated Pest Management Workshop
Green Building Exchange
1 Chestnut Avenue, South San Francisco


Note **NEW**
location!

Note **NEW**
location!

Thursday, February 26, 2009
11:00 a.m. – 3:00 p.m.

Sponsored by the SMCWPPP Parks Maintenance and IPM Work Group

This is a free workshop and will be eligible for Department of Pesticide Regulations Continuing Education Credits.



Workshop Highlights:

- **Street Tree Damage to Sidewalks and Gutters**
- **EcoWise Certified Contracting Tool Kit**
- **Regulatory Refresher**
- **Emergency Spill Response**
- **Water-efficient Landscaping and Irrigation**
- **Gopher and Ground Squirrel Control**

RSVP

Please complete the attached RSVP form to let us know that you will be attending. If you have any questions or would like additional information please contact Christina Hovland at (510)-832-2852 ext. 126 or chovland@eoainc.com. We look forward to seeing you at the workshop!

The San Mateo Countywide Water Pollution Prevention Program is a consortium of the following local agencies: Atherton, Belmont, Brisbane, Burlingame, Colma, Daly City, East Palo Alto, Foster City, Half Moon Bay, Hillsborough, Menlo Park, Millbrae, Pacifica, Portola Valley, Redwood City, San Bruno, San Carlos, San Mateo, San Mateo County, and South San Francisco. The program is part of the National Pollutant Discharge Elimination System (NPDES) permit issued to the City/County Association of Governments (C/CAG), each incorporated city and town in the county, and the County of San Mateo.

EMAIL or FAX TO: Christina Hovland, EOA chovland@eoainc.com (510) 832-2856

Please mail, email or fax RSVP to Christina Hovland at EOA, Inc., 1410 Jackson Street, Oakland, CA, 94612, email: chovland@eoainc.com, fax: 510-832-2856, by **Tuesday, February 17, 2009**. For additional information, contact Christina Hovland at (510) 832-2852 ext. 126.

Municipality, School District or Company: _____

Number Attending _____

Continuing Education Credits Needed? YES NO

Names: _____

Contact Name:

Contact Phone Number:

Contact E-Mail:



**2009 Integrated Pest Management Workshop
February 26, 2009**

SUMMARY OF WORKSHOP EVALUATIONS

Total Number of Evaluations: 44 (62% response)

Total Number of Attendees: 71*

**Number includes 60 attendees and 11 speakers and staff.*

What did you think of the following presentations?

**EcoWise Certified Contracting Tool Kit–
Bart Brandenburg**

14-Very helpful 24.5-Somewhat helpful 4.5-Not helpful 1-No answer

**Right Tree, Right Place to Prevent Infrastructure Conflicts –
Gordon Mann**

33-Very helpful 10-Somewhat helpful 1-Not helpful 0-No answer

**Water Conservation: Irrigation Design and Maintenance–
Corbin Schneider**

33-Very helpful 11-Somewhat helpful 0-Not helpful 0-No answer

**Respirator Regulatory Refresher and Online Pesticide Use Reporting–
Jeremy Eide**

26.5-Very helpful 17.5-Somewhat helpful 0-Not helpful 0-No answer

**Emergency Spill Response –
Waymond Wong**

32-Very helpful 10-Somewhat helpful 0-Not helpful 2-No answer

**Gopher and Ground Squirrel Control –
Steven Hebert**

30-Very helpful 8-Somewhat helpful 1-Not helpful 5-No answer

Did this workshop meet your expectations?

Yes: 38

No: 1

Exceeded Expectations: 1

No Answer: 4

Suggestions for future workshop topics

Update on water conservation – design for irrigation / ways to conserve / irrigation for trees (3)

Follow up next year on the implementation of the irrigation regulation AB2717 (2)

Presentations that relate directly to practical maintenance are the most useful (2)

Equipment demonstrations

Specific issues and experts in landscape greening issues: planting examples; specific parts / programs as examples.

More IPM-related topics like #6 (i.e. bee control, mosquito control, rat control, etc.)

Soil conservation

Household environmental cleaning products

MRP

Herbicides and endangered species

Stormwater reporting

General Comments

Very informative. Lots of useful topics covered, very helpful and educational! (6)

Great workshop, thank you. (3)

Great lunch (3)

Too cold in the building (3)

Biologist vague – old news and respirators. Needs to work on delivery. (2)

Better sound system next year, please. (2)

Corbin Schneider is a very good speaker (2)

Gordon Mann is a very good speaker.

Gopher Guy was awesome.

The emergency response program and speaker were very good.

Great location. Good stuff to look at.

Please supply information sheets for emergency spill response and gopher and ground squirrel control.

Try to locate a better facility for the meeting.




16TH ANNUAL MAINTENANCE WORKSHOP
GreenV Sustainable Center
1 Chestnut Avenue, South San Francisco
June 25, 2009
8:00 a.m. – 1:30 p.m.

| | |
|---|---|
| Coffee and Pastries | 8:00 – 8:30 |
| <i>Registration for workshop participants</i> | |
| Welcome | 8:30 – 8:35 |
| Steve Fischer, County of San Mateo | |
| Caltrans Corporation Yard and Road Maintenance / Repair BMPs | 8:35 – 10:05 |
| Gary Mears and Sherman Pulcher, Caltrans | |
| Santa Clara Valley Urban Runoff Pollution Prevention Program (SCVURPPP) Trash Pilot Study Update | 10:05 – 10:20 |
| John Fusco, EOA, Inc. | |
| Break | 10:20 – 10:35 |
| Regional Water Board Perspective | 10:35 – 11:10 |
| Dale Bowyer, San Francisco Bay Regional Water Quality Control Board | |
| Street Sweeping Roundtable | 11:10 – 11:30 |
| Steve Fischer, County of San Mateo | |
| Atherton Turns Its Logs into Lumber | 11:30 – 11:55 |
| Steve Tyler, Town of Atherton and Chris Johnson, Woodfirst Sustainable Enterprises | |
| Introduction of Vendors | 11:55 – 12:15 |
| | (Time will depend on number of vendors) |
| Lunch and Product Show | 12:15 – 1:25 |
| Closing Remarks | 1:25 – 1:30 |

Training participants complete evaluation forms and receive workshop souvenirs

16th ANNUAL MUNICIPAL MAINTENANCE TRAINING



June 25, 2009

8:00 a.m. to 2:00 p.m.

Location: GreenV Sustainable Center
1 Chestnut Avenue, South San Francisco

Sponsored by the San Mateo Countywide Water Pollution Prevention Program's
Municipal Maintenance Subcommittee

Workshop Highlights:

- ☂ Maintaining structural trash controls
- ☂ How the requirements of the Municipal Regional Stormwater Permit will impact municipal maintenance
- ☂ Corporation yard and road repair BMPs from Caltrans
- ☂ Street sweeping practices across the county
- ☂ Vendor display
- ☂ Breakfast and lunch will be provided free of charge

RSVP

Please complete the attached RSVP form to let us know that you will be attending. If you have any questions, contact Christina Hovland at (510) 832-2852 ext. 126. We look forward to seeing you at the workshop!



16th Annual Municipal Maintenance Training

Thursday, June 25th, 2009

“R.S.V.P. to me!”

EMAIL: chovland@eoainc.com

OR FAX TO: Christina Hovland, EOA (510) 832-2856

Please RSVP to Christina Hovland, EOA, by email (chovland@eoainc.com), or by fax: (510) 832-2856, ***no later than 12:00 Noon Friday, June 19, 2009.*** For additional information, contact Christina at (510) 832-2852 ext. 126 or email at chovland@eoainc.com.

Agency/Affiliation: _____

Name/Title: _____

Address: _____

Phone: _____ Fax: _____ E-mail: _____

Please pass this flyer along to appropriate staff within your organization, and don't forget to sign up yourself! You will be sent a confirmation, including an agenda and directions, one week prior to the workshop.



**2009 Municipal Maintenance Training
June 25, 2009**

SUMMARY OF WORKSHOP EVALUATIONS

Total Number of Evaluations: 42 (82% response) Total Number of Attendees: *66

**Number includes 51 attendees and 15 speakers, vendors and staff.*

What did you think of the following presentations?

Caltrans Corporation Yard and Road Maintenance / Repair BMPs–
Gary Mears and Sherman Pulcher

| | | | |
|-----------------|--------------------|---------------|-------------|
| 34-Very helpful | 8-Somewhat helpful | 0-Not helpful | 0-No answer |
|-----------------|--------------------|---------------|-------------|

SCVURPPP Trash Pilot Study Update –
John Fusco

| | | | |
|-----------------|---------------------|---------------|-------------|
| 17-Very helpful | 24-Somewhat helpful | 1-Not helpful | 0-No answer |
|-----------------|---------------------|---------------|-------------|

Regional Water Board Perspective–
Dale Bowyer

| | | | |
|-----------------|---------------------|---------------|-------------|
| 20-Very helpful | 23-Somewhat helpful | 0-Not helpful | 0-No answer |
|-----------------|---------------------|---------------|-------------|

Street Sweeping Roundtable–
Steve Fischer

| | | | |
|----------------|---------------------|---------------|-------------|
| 7-Very helpful | 24-Somewhat helpful | 8-Not helpful | 2-No answer |
|----------------|---------------------|---------------|-------------|

Atherton Turns Its Logs into Lumber –
Steve Tyler and Chris Johnson

| | | | |
|-----------------|---------------------|---------------|-------------|
| 26-Very helpful | 13-Somewhat helpful | 0-Not helpful | 3-No answer |
|-----------------|---------------------|---------------|-------------|

Vendor Product Show -

| | | | |
|-----------------|---------------------|---------------|-------------|
| 18-Very helpful | 19-Somewhat helpful | 0-Not helpful | 5-No answer |
|-----------------|---------------------|---------------|-------------|

Did this training meet your expectations?

Yes: 39

No: 0

No Answer: 3

Comments on presentations

Caltrans BMPs (Gary Mears and Sherman Pulcher): Insightful and Informative.
Couldn't hear.

SCVURPPP Trash Pilot Study Update (John Fusco): Boring. Huge expense with obvious time consuming maintenance. Not a good system.

Regional Water Board Perspective (Dale Bowyer): A penchant for stating the obvious. Poor visual aid. Computer reliant presentation lacks the human element.

Street Sweeping Roundtable (Steve Fischer): What a waste of time.

Atherton Turns Its Logs into Lumber (Steve Tyler and Chris Johnson): Excellent, great presentation. Chris Johnson was very interesting.

Vendor Product Show: Everyone's trying to make a buck.

Suggestions for future workshop topics

More vendors (3)

Need more opportunity to network with other city employees.

Some type of workshop.

More coffee.

Sanitary sewer overflows procedures, maintenance of storm drains (in-lines) jetting stormlines.

Proper practices to clean a storm drain with a vactor.

General Comments

Good class. (3)

Good info about where the regulations are heading to plan ahead to comply with new and upcoming regulations for clean water and trash control. Good info about pilot issues being conducted by various agencies.

It was helpful.

Need more food.

APPENDIX B: TABLE OF CONTENTS

CII Subcommittee Attendance List FY 2008/09

2009 Business Inspector Training

- *Agenda*
- *Flyer*
- *Evaluation Summary*
- *Sign-in Sheet*

School Maintenance Staff Version of Tips for a Cleaner Bay

Sugerencias para una Bahía mas Limpia

CII Subcommittee Attendance – 2008/09

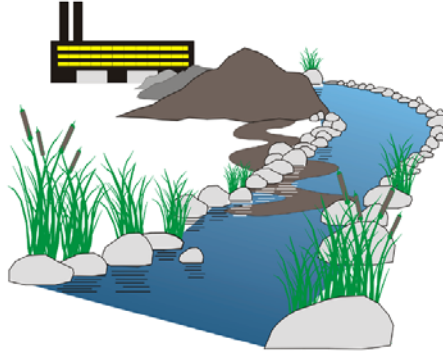
| Name | Agency | PHONE | FAX No. | E-Mail | Aug. | Oct. | Dec. | Feb | April |
|---------------------------------|------------------------------|----------------------|------------------|--|------|------|------|-----|-------|
| | City of Atherton | | | | | | | | |
| Bozhena Palatnik Gilbert Yau | City of Belmont | 659 593- 7463 | | Bpalatnik@Belmont.gov | √ | √ | √ | √ | |
| Matt Fabry | City of Brisbane | 415 508- 2134 | 415 467- 5547 | mfabry@ci.brisbane.ca. | √ | | √ | √ | √ |
| Kiley Kinnon | City of Burlingame | 342-3727 | 342-3712 | kiley.kinnon@veoliawater na.com | | | √ | √ | √ |
| Eva Justimbaste | City of Burlingame | 342-3727 | 342-3712 | eva.justimbaste@veoliaw aterna.com | √ | √ | | | |
| Muneer Ahmed | City of Colma | 757-8888 | 757-8890 | Muneer.ahmed@colma.c a.us | | | | | |
| Ward Donnelly | City of Daly City | 991-8208 | 991-8220 | wdonnelly@dalcity.org | √ | √ | √ | √ | √ |
| Cynthia Royer | City of Daly City | 991-8203 | 991-8220 | Croyer@dalcity.org | | | | | |
| John Latu | City of East Palo | 853-3165 | | jlatu@cityofepa.org | | | | | |
| Norm Dorais | City of Foster City | 286-3279 | 349-7204 | ndorais@fostercity.org | | | | | |
| Gary Whelen/ Tom Jahns | City of Half Moon | 726-88260 | | | | | | | |
| Jen Chen | Town of Hillsborough | | | | | | | | |
| John Simonetti | City of Menlo Park | 321-0384 | 321-4265 | | | | | | |
| Virginia Parks/ Jennifer Ng | City of Menlo Park | 330-6752 330-6743 | | vkfparks@menlopark.org | √ | | √ | √ | |
| Catherine Allin | City of Millbrae | 259-2470 | 259-2398 | callin@ci.millbrae.ca.us | √ | | √ | √ | |
| Kevin Cesar | City of Millbrae | 222-0545 | | kcesar@ci.millbrae.ca.us | | √ | | | |
| Raymund Donguines | City of Pacifica | 738-3767 | 738-3003 | donguinesr@ci. pacifica.ca.us | √ | | | | √ |
| Jason Lo | City of Pacifica | 738-7456 | | lo@ci.pacifica.ca.us | | | √ | | |
| | Town of Portola Valley | | | | | | | | |
| Gary Lepori | City of Redwood | 780-7472 | | glepori@redwoodcity.org | | | | | |
| Ray Bartolo | City of Redwood | | | rbartolo@redwoodcity.org | | | | | |
| Gino Quinn | City of San Bruno | | | | | | | | |
| Mike Dillon | City of San Carlos | 802-4139 | | mdillon@cityofsancarlos. org | | | | √ | √ |
| Vern Bessey | City of San Mateo | 522-7342 | 522-7351 | vbessey@cityofsanmateo.org | | | | | |
| Alan Atwater | City of San Mateo | 522-7343 | 522-7351 | AAtwater@cityofsanmateo.org | | √ | √ | | |
| Rob Lecel | City of So. San Francisco | 829-3882 | 829-3855 | rob.lecel@ssf.net | | | √ | √ | √ |
| Shoshana Wolff | City of So. San Francisco | 877-8555 | 829-3855 | Shoshana.wolff@ssf.net | | | | √ | |
| | Town of Woodside | | | | | | | | |
| Dermot Casey | County of San Mateo | 363-4957 | 363-7337 | djcasey@co.sanmateo.ca.us | √ | √ | √ | √ | √ |
| Matt Fabry | SMCWPPP Coordinator | 415 508- 2134 | 415 467- 5547 | mfabry@ci.brisbane.ca. | √ | | √ | √ | √ |
| Michael Li | SBSA | 594-8411 Ext. 139 | 591-7122 | mli@sbsa.org | √ | √ | | | |
| Norm Domingo | SBSA | 650 594- 8411 | | ndomingo@sbsa.com | | | | | |
| Cecil Felix | Water Board | 510 622- 2343 | | CFelix@waterboards.ca.g ov | √ | | | | |
| Fred Jarvis | EOA, Inc. | 510 832-2852 | 510 832-2856 | Fejarvis@eoainc.com | √ | √ | √ | √ | √ |
| | | | | | | | | | |
| | | | | | | | | | |
| No. Attending | | | | | 11 | 9 | 12 | 11 | 8 |

Agenda
How to Conduct Stormwater Inspections of Businesses
Date – May 20th, 2009
Location – South San Francisco Corporation Yard

- Sign In and Refreshments** 8:00 to 8:30
- 1. Welcome and Introduction** 8:30 to 8:45
Ward Donnelly, City of Daly City, Commercial, Industrial, and Illicit Discharge Control Subcommittee Chair
- 2. Orientation to Business Inspections** *Fred Jarvis, EOA* 8:45 to 9:05
How do inspections fit within the broader efforts to control stormwater pollutants? What are the regulatory requirements? Why are inspections important? What are we accomplishing with business educational outreach, inspections, and illicit discharge control programs?
- 3. Regional Water Board Staff Perspective** *Cecil Felix, San Francisco Bay Regional Water Quality Control Board* 9:05 to 9:25
What does the Water Board staff look for when it does industrial inspections? What are common problems encountered? How will inspectors be affected by the pending, new municipal regional stormwater permit? What is the Industrial General Permit and who needs this permit? How can the Regional Water Board and municipalities collaborate to achieve stormwater pollution prevention?
- 4. Preparing to Conduct a Business Inspection** *Dermot Casey, San Mateo County Environmental Health* 9:25 to 10:05
What businesses need to be inspected? How do you prepare for doing an inspection? How do you document inspections? When is follow up/enforcement needed? What are the roles and responsibilities of different types of business inspectors and how is coordination and follow up achieved among various inspection agencies?
- Break** 10:05 to 10:20
- 5. Inspecting Particular Business Types – What Have We Learned?** 10:20 to 11:10
How to identify a stormwater problem? What are typical illicit discharges? What are good BMPs and sources of educational information? How are follow up and enforcement conducted? How are schedules set for correcting problems? How to document inspections and follow up activities? When is enforcement needed?
- A. Restaurants and Other Retail Food Facilities** *Rob Lecel, City of South San Francisco – 25 min.*
- B. Automotive Facilities, Retail Gasoline Outlets, and Body Shops** *Margaret Zittle, City of Palo Alto – 25 min.*
- 6. Case Studies** 11:10 to 11:50
- A. Restaurant Stormwater Enforcement Case Study / Cooperation Among Agencies in Contra Costa County**
Kiley Kinnon, City of Burlingame
- B. Case Study of the White Goo/ Who to Contact and How to Handle Illicit Discharges from Unknown Sources**
Dermot Casey, San Mateo County Environmental Health

- | | |
|--|---------------------|
| 7. Using the SMCWPPP Website for Educational Outreach Information <i>Sarah Pratt, San Mateo County Environmental Health</i> Features of SMCWPPP's updated website | 11:50 to noon |
| Lunch (will be provided) | Noon to 1:00 |
| 8. Field Exercise A. Instructions – 5 min. B. Conduct Exercise in Assigned, Collaborating Teams – 45 min. C. Summary – 10 min. | 1:00 to 2:00 |
| 9. Closing Remarks <i>Ward Donnelly, CII Chair</i> | 2:00 to 2:05 |

INSPECTOR TRAINING: *STORMWATER INSPECTIONS OF BUSINESSES*



May 20, 2009

8:00 a.m. to 2:05 p.m.

550 North Canal Street

South San Francisco, CA 94080

Sponsored by the San Mateo Countywide Water Pollution Prevention Program's
Commercial/Industrial & Illicit Discharge Subcommittee

The workshop is for new business inspectors and a refresher for existing inspectors about how to conduct business inspections.

Workshop Highlights:

- ☛ Implications of new Municipal Regional Stormwater Permit on business inspections
- ☛ Step by step process for preparing and conducting business inspections
- ☛ Case studies: correcting stormwater problems and typical BMPs for use at restaurants/food facilities and automotive facilities/body shops
- ☛ Restaurant stormwater enforcement case study and cooperation among agencies
- ☛ Field exercises: demonstrations on inspecting specific activity areas (i.e., outdoor process/manufacturing area and material storage; outdoor waste storage area, vehicle maintenance area, and wash area)

RSVP

Please complete the attached RSVP form to let us know that you will be attending. If you have any questions contact Christina Hovland at (510) 832-2852 ext. 126. We look forward to seeing you at the workshop!



Inspector Training

How to Conduct Stormwater Inspections of Businesses

Wednesday, May 20, 2009

EMAIL: chovland@eoainc.com

OR FAX TO: Christina Hovland, EOA (510) 832-2856

Please RSVP to Christina Hovland, EOA, by email (chovland@eoainc.com), or by fax: (510) 832-2856, ***no later than Monday, May 11, 2009***. For additional information, contact Christina at (510) 832-2852 ext. 126 or email at chovland@eoainc.com.

Agency/Affiliation: _____

Name/Title: _____

Address: _____

Phone: _____ Fax: _____

E-mail: _____

Please check box if you would like to obtain contact hours for your CWEA certificate.

Please pass this flyer along to appropriate staff within your organization, and don't forget to sign up yourself! You will be sent a confirmation, including an agenda and directions, one week prior to the workshop.



**2009 Business Inspector Training
May 20, 2009**

SUMMARY OF WORKSHOP EVALUATIONS

Total Number of Evaluations: 18 (69% response)

Total Number of Attendees: *35

**Number includes 26 attendees and 9 speakers and staff.*

What did you think of the following presentations?

Orientation to Business Inspections–

Fred Jarvis

10-Very helpful

7-Somewhat helpful

1-Not helpful

0-No answer

Regional Water Board Staff Perspective –

Cecil Felix

7-Very helpful

9-Somewhat helpful

2-Not helpful

0-No answer

Preparing to Conduct a Business Inspection–

Dermot Casey

13-Very helpful

5-Somewhat helpful

0-Not helpful

0-No answer

Inspecting Restaurants and Other Retail Food Facilities–

Rob LeceI

13-Very helpful

4-Somewhat helpful

1-Not helpful

0-No answer

Inspecting Automotive Facilities, Retail Gasoline Outlets and Body Shops –

Margaret Zittle

6-Very helpful

10-Somewhat helpful

2-Not helpful

0-No answer

Restaurant Stormwater Enforcement Case Study –

Kiley Kinnon

8-Very helpful

9-Somewhat helpful

0-Not helpful

1-No answer

Case Study of the White Goo –

Dermot Casey

12-Very helpful

6-Somewhat helpful

0-Not helpful

0-No answer

Using the SMCWPPP Website for Educational Outreach Information –

Sarah Pratt

12-Very helpful

6-Somewhat helpful

0-Not helpful

0-No answer

Field Exercise –

12-Very helpful

5-Somewhat helpful

0-Not helpful

1-No answer

Did this training meet your expectations?

Yes: 15

No: 0

No Answer: 3

Comments on presentations

Orientation to Business Inspections (Fred Jarvis): “Non-stormwater discharges disallowed” is awkward, just say “illegal discharge.”

Need to add category between very helpful and somewhat helpful.

Regional Water Board Staff Perspective (Cecil Felix): Give us lesson on how to determine SIC's when businesses don't know them. How do I decide if NOI is required? What is Cecil's email and phone #?!? Couldn't hear a word he said.

Inspecting Restaurants and Other Retail Food Facilities (Rob Lecler): Don't use the term “manpower.” It leaves out over half the population.

Inspecting Automotive Facilities, Retail Gasoline Outlets and Body Shops (Margaret Zittle): I can't get my city to update its ordinances.

Restaurant Stormwater Enforcement Case Study (Kiley Kinnon): Not applicable.

Using the SMCWPPP Website for Educational Outreach Information (Sarah Pratt): Nice job on new website!

Suggestions for future workshop topics

More case studies (2)

Actual inspection of different businesses

Next time explain POTW, BMP, NOI, SIC, etc.

Define better types of permits and how facilities (or inspectors) determine which they need: none vs. general vs. individual

Discussion of enforcement action success stories

General Comments

Training was very helpful

Great handouts, forms, tight presentation time punctuality, love the field exercises!!!

Would help to have resources for purchase of BMP cost ranges to help businesses understand how to access, reasonable cost.

Too many speakers and not enough time


I am new so it was all helpful

Need a PA system I could not hear many of the speakers

Good training class. Length of class appropriate. Good speakers, presentations. Field component useful. Site location is good.

Tips for a Cleaner Bay


HOW YOUR SCHOOL CAN
PREVENT STORMWATER POLLUTION



These guidelines cover the following topics:

- General Stormwater Pollution Prevention Practices
- Equipment and Surface Washing • Floor and Carpet Cleaning
- Landscape Maintenance • Outdoor Storage
- Construction and Remodeling
- Additional Information and Local Agency Contacts

YOU CAN PREVENT WATER POLLUTION!



The following pollution prevention practices for rainfall runoff (stormwater) will help you comply with laws that protect stormwater and the environment. Stormwater can easily cause pollution because it typically flows directly to creeks and the Bay without any treatment. You can reduce stormwater pollution and comply with laws to protect the environment. **You may have to pay for clean up costs and fines, have permits revoked, or even go to jail if you allow stormwater pollution,** such as spilling chemicals and/or discharging other wastes and washwaters to streets, storm drains, creeks, and the Bay.

Did You Know?

To help clean up litter, your school can participate in Coastal Clean-Up Day the third Saturday in September and Earth Day on April 22 each year. Hold a school clean up to remove trash and litter from the entire school grounds including perimeter fencing where trash accumulates. Trash and litter are not only unsightly, creating an appearance of a poorly maintained school, but also harm the health of creeks and the Bay.

Hosing dirt, soap, litter and other pollutants down a storm drain is illegal. Unlike flows from building interior fixtures (sinks, toilets, etc.), which are treated at wastewater treatment plants, outdoor water use and rainfall runoff flow directly to creeks and the Bay typically without treatment of any kind.



Polluting stormwater is against the law!

GENERAL POLLUTION PREVENTION PRACTICES

These good housekeeping practices are required and critical to protecting our environment.

Five Important Things to Remember:

1. Keep your school neat and clean – it makes a good impression and prevents pollution.
2. Protect your storm drain inlets from pollution of any kind.
3. **Be prepared!** Keep spill cleanup materials easily accessible.
4. Use dry methods to clean up spills whenever possible. Never wash spills down the storm drain.
5. Train staff regularly on these practices.

- Identify high trash and litter areas and **pick up litter daily** from these areas.
- **Provide an adequate number of trash and recycling receptacles.** All outdoor receptacles should have lids that are **kept closed**.
- **Sweep paved areas weekly** and before it rains.
- **Routinely inspect and clean:**
 - ✓ Storm drain inlets (grates and sumps),
 - ✓ Material/waste storage and recycling areas
- **Label/stencil each storm drain inlet** to remind faculty and students that no dumping is allowed.
- **Keep outdoor surfaces clean** by sweeping, vacuuming or spot mopping with water. Ensure all mop water is discharged to building interior fixture (mop sink, toilet).
- **Clean up spills** immediately with rags, absorbents*, or wet/dry vacuum. Do not allow fluids to accumulate or run across surfaces. Never wash spills down or allow spills to flow into a storm or sanitary sewer drain inlet. Clean up absorbents immediately following their use.
- Make sure all mercury-containing products, including used **fluorescent** lamps, manometers, thermostats, switches, and batteries, are properly **disposed** as hazardous waste **or recycled**.
- **Discharge swimming pool and filter backwash water to the sanitary sewer.** Contact your local sanitary sewer treatment authority for approval (See back page). Dispose any solids resulting from backflushing filters to trash.



**Absorbent that was used on a small spill is being swept up for disposal. Used absorbents may be hazardous waste and must be properly disposed.*



EQUIPMENT AND SURFACE CLEANING


- **Wash equipment indoors**, at a utility sink or location where washwaters drain to the sanitary sewer. Contact your local sanitary sewer treatment authority for approval (See back page).
- Alternatively, **wash equipment/vehicles** on an adequately-sized, wash pad that is roofed, bermed, and connected to an oil and water separator and the sanitary sewer.
- Connection to the sanitary sewer also requires a plumbing permit from your local jurisdiction. Contact your City.
- All grease traps and interceptors (including oil and water separators) **shall be maintained and cleaned out** on a regular schedule and complete records kept. Collected wastes must be disposed using a licensed grease waste hauler.
- Mobile washing of some types of equipment, such as roof exhaust equipment or kitchen hoods, is acceptable if all washwater is contained, vacuumed up, and disposed to sanitary sewer through a grease interceptor.
- For sidewalks and plazas **sweep**, collect, and dispose of debris **prior to washing**.
- ✓ If soap is used, all washwaters must be collected and disposed to sanitary sewer.
- ✓ If soap is not used and

surface has no oil stains, washwater may be directed to landscaping, but never to gutter, street, storm drain, or creek.

- **Hire certified pressure washer.** Hire a surface cleaner certified by the Bay Area Stormwater Management Agencies Association (BASMAA) to pressure wash pavement or other surfaces or become certified yourself. For more information visit www.basmaa.org/recognition/.

Equipment Washing:

1. Direct all washwaters to the sanitary sewer.
2. Maintain any required treatment system.
3. Don't direct any wash or rinse water to gutter, street, storm drain, or creek.
4. Clean equipment or vehicles off site, such as at a car wash, if other options are unavailable.



Kitchen floor mat washing in a janitorial/mop sink.

FLOOR AND CARPET CLEANING

Floor Cleaning

- All floor cleaning wash water must be disposed to the **sanitary sewer**.
- Use dry cleaning methods, such as sweeping, scraping, and stain spot cleaning, to minimize general cleaning and conserve water.


Floor Waxing & Refinishing

- **Never discharge floor stripping or buffing residuals down the storm drain or to outdoor surfaces.**
- Floor waxes can contain high levels of zinc and may be illegal to discharge even to the sanitary sewer. If your facility is using **zinc containing wax**, collect and dispose of floor stripping and polishing residuals **as hazardous wastes**.
- Or **switch to non-zinc containing floor products**. Ask your floor products supplier about switching to save money on hazardous waste disposal.

Stripping non-zinc floor wax with floor machine.

Carpet Cleaning

- **Never discharge cleaning wastewater to storm drain or outdoor surface.**
- Verify that spent carpet cleaning fluids are emptied into a mop sink or an indoor sanitary sewer connection or hauled offsite for proper disposal. **If you use a contractor**, ask how they dispose of their washwater because **you are accountable for their actions**.



Cleaning up leaves for green waste recycling.

LANDSCAPING MAINTENANCE

- Follow Bay-Friendly Landscaping and Gardening Program practices. Visit www.stopwaste.org.
- Use less toxic alternatives to pesticides. For more information on integrated pest management, visit www.ourwaterourworld.org.
- **Do not overwater** – maintain sprinklers to avoid pavement watering or excess runoff.
- **Clean up fallen leaves** and remove prunings for composting or disposal with green wastes. Don't dispose in street, storm drain, or creek.

Landscape Maintenance:

1. Use least toxic pest control methods.
2. Minimize use of fertilizer.

OUTDOOR STORAGE

General Storage Areas

- In order to prevent contact with rainwater and runoff, create a contained and roofed area on site for storing materials, such as cement bags, paints, flammables, oils, fertilizers, and pesticides.
- All temporary soil or other stockpiles on site shall be securely covered with a tarp, plastic sheeting or similar material.

Waste Disposal and Recycling Storage Areas


- **Inspect dumpsters, tallow bins, and waste recycling area daily.** Pick up dropped wastes and sweep area. Make sure dumpsters are not overfilled and dumpster and tallow bin lids are kept closed. Some dumpsters have plugs that need to be in place. Dumpsters and tallow bins without tight lids or that leak must be replaced or repaired. Contact your service provider.
- Prevent and **clean up any trash compactor** drippings. Also, prevent washwaters from the cleaning of waste containers or storage areas

from discharging to storm drains or outdoor paved surface. Direct any washwater to sanitary sewer with approval of your local sanitary sewer treatment authority (see back cover for contact information).

- Use separate, appropriate, clean, sealed, and secondarily **contained storage device** for recyclable fluids and hazardous wastes. Label containers as required by hazardous waste regulations.
- Use a **licensed company** to haul and recycle or dispose of wastes.

Waste Disposal and Recycling:

1. Don't dispose to storm drain. Recycle whenever possible.
2. Divide wastes by types and store separately in sealed containers.
3. Use a big enough dumpster so you can keep the lids closed.
4. Replace leaking dumpsters.



Dumpster, tallow bin, and materials for recycling stored on a paved surface, under a roof, protected from rainfall runoff.



Drum storage container that prevents contact with rainfall and provides secondary containment of spills.



Consult your local hazardous waste regulator about hazardous materials disposal and handling. See back page for contact information.

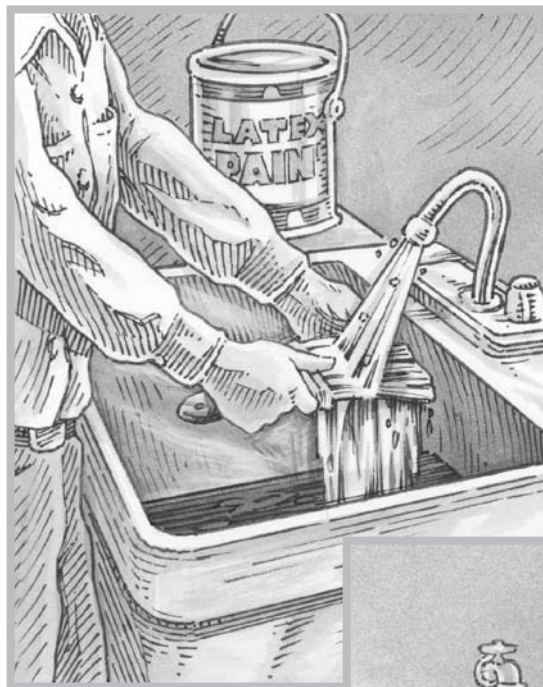
CONSTRUCTION AND REMODELING

- Protect all storm drain inlets using filter fabric cloth or other best management practices to prevent sediment, paint chips, and other construction material and wastes from entering storm drains.
- Clean up all construction, remodeling or repair debris daily and place in a dumpster or other container. Use tarps to collect fallen debris or splatters that could contribute to stormwater pollution. After any demolition or tear-down activity remove all debris to avoid contact with rainfall and runoff.
- Remove daily all dirt/mud, gravel, rubbish, refuse and green waste from pavement and the storm drain system adjoining any work area.
- Clean up spills as soon as possible, preferably using dry cleaning techniques (such as sweeping, absorbent socks, and wet/dry vac).
- When sawcutting, block path of slurry to protect storm drains and place filter fabric under storm drain inlet grate. Collect slurry with a wet vac as you work.
- Keep fresh concrete and mortar out of streets, gutters, storm drains, and creeks.

- Order and mix the amount of materials you will need. Mix only the amount of concrete, mortar, or plaster that you will use in an application.
- Recycle leftover materials. Concrete, asphalt, scrap metal, solvents degreasers, cleared vegetation, paper/


cardboard, and other materials are recyclable.

- For water-based paint first paint out brushes as much as possible, then rinse in a sink. **Never clean brushes or rinse paint containers into a street, gutter, storm drain, or creek.**



Clean latex paint from brushes and rollers in a sink.

Painting equipment must never be cleaned where washwater will reach gutters, streets, storm drains, or creeks.



LOCAL REGULATORY AGENCY CONTACTS

Local Stormwater Inspectors

| City | Phone Number |
|---------------------------------------|-----------------------------------|
| Atherton..... | (650) 372-6200 |
| Belmont..... | (650) 372-6200 |
| Brisbane | (650) 372-6200 |
| Burlingame..... | (650) 342-3727 and (650) 372-6200 |
| Colma | (650) 372-6200 |
| Daly City..... | (650) 991-8208 |
| East Palo Alto | (650) 372-6200 |
| Foster City | (650) 286-8140 |
| Half Moon Bay..... | (650) 372-6200 |
| Hillsborough..... | (650) 372-6200 |
| Menlo Park..... | (650) 372-6200 |
| Millbrae..... | (650) 372-6200 |
| Pacifica..... | (650) 372-6200 |
| Portola Valley..... | (650) 372-6200 |
| Redwood City | (650) 372-6200 |
| San Bruno | (650) 372-6200 |
| San Carlos | (650) 372-6200 |
| San Mateo..... | (650) 522-7300 |
| South San Francisco | (650) 829-3848 |
| Unincorporated San Mateo County | (650) 372-6200 |
| Woodside | (650) 372-6200 |

Local Hazardous Waste Regulator

(Certified Unified Program Agency – CUPA)

The San Mateo County Environmental Health Division
is the CUPA for all areas of San Mateo County (650) 372-6200

Phone Number

Local Sanitary Sewer Treatment Authorities

Phone Number

| | |
|---|----------------|
| Burlingame Waste Water Treatment Facility <i>(Serves Burlingame, Hillsborough, and Burlingame Hills)</i> | (650) 342-3727 |
| Millbrae Water Pollution Control Plant | (650) 259-2388 |
| North San Mateo County Sanitation District Wastewater Treatment Plant <i>(Serves Daly City and parts of Westborough)</i> | (650) 991-8200 |
| Pacifica's Calera Creek Water Recycling Plant | (650) 738-4660 |
| San Mateo Waste Water Treatment Plant <i>(Serves Foster City and San Mateo)</i> | (650) 522-7380 |
| Sewer Authority Mid Coastside Wastewater Treatment Facility <i>(Serves Half Moon Bay, Granada, Moss Beach, and Montara)</i> | (650) 726-0124 |
| South Bayside System Authority <i>(Serves Atherton, Belmont, Menlo Park, Portola Valley, Redwood City, San Carlos, and Woodside)</i> | (650) 832-6240 |
| South San Francisco/San Bruno Water Quality Control Plant <i>(Serves Colma, San Bruno, South San Francisco, and southern part of Daly City)</i> | (650) 877-8555 |
| Palo Alto Regional Water Quality Control Plant <i>(Serves East Palo Alto, Los Altos, Los Altos Hills, Mountain View, Palo Alto, and Stanford)</i> | (650) 329-2598 |
| San Francisco's Southeast Treatment Plant <i>(Serves Brisbane and east side of San Francisco)</i> | (415) 648-6882 |

Version dated June 2009

Your school is accountable to several State and Local agencies for environmental compliance. For more detailed information about best management practices refer to the California Stormwater Quality Association's handbooks available at www.cabmphandbooks.com.




All discharges to sanitary sewer must be approved by your local sanitary sewer treatment authority. See list of contacts to the left. Never discharge into a storm drain.

The Program gratefully acknowledges the Alameda Countywide Clean Water Program for allowing the adaptation of its booklet.

♻️ Printed on 80% recycled paper with 40% Post Consumer Waste (PCW), utilizing soy-based inks.

Sugerencias para una Bahía más Limpia

CÓMO SU ESCUELA PUEDE PREVENIR LA CONTAMINACIÓN DEL AGUA PLUVIAL



Estos principios cubren los siguientes temas:

Prácticas Generales para la Prevención de la Contaminación del Agua Pluvial


Lavado de Equipo y Superficies • Limpieza del Piso y Alfombras

Mantenimiento de Jardines • Almacenamiento Externo

Construcción y Remodelación

Información Adicional y Contacto con Agencias Locales

¡USTED PUEDE AYUDAR A PREVENIR LA CONTAMINACIÓN DEL AGUA!



Las siguientes prácticas de prevención le ayudarán a cumplir las reglas diseñadas a fin de proteger el agua que fluye al sistema de alcantarillado y el medio ambiente. El agua que fluye al sistema de alcantarillado puede causar contaminación fácilmente porque generalmente desemboca directamente en los riachuelos y en la bahía sin recibir ningún tratamiento. Usted puede reducir la contaminación del agua que fluye al sistema de alcantarillado y cumplir con las leyes diseñadas para proteger el medio ambiente. **Usted podría tener que pagar el costo de las actividades de limpieza y multas, ser sometido a la revocación de sus permisos o, inclusive, ir a la cárcel, si permite la contaminación de las aguas que fluyen al sistema de alcantarillado**, tales como derrames de productos químicos o por descargas de desechos y agua de lavado de las calles, al sistema de alcantarillado de agua pluvial, arroyos y la Bahía

¡El sistema de alcantarillado de agua pluvial fluye directamente a los arroyos, a la bahía, y el Océano Pacífico!

¿Sabía Usted que...?

Para ayudar a limpiar la basura, su escuela puede participar en el Día de la Limpieza de las Áreas Costeras, el tercer sábado en septiembre, y el 22 de abril, el Día del Planeta Tierra, que se celebran cada año. Organice un evento para retirar basura y desperdicios de las instalaciones de la escuela, incluyendo alrededor de las cercas donde generalmente se acumulan los desperdicios. La basura y los desperdicios no solamente crean una imagen fea y antiestética dando la apariencia de ser una escuela descuidada, sino que también perjudican la salud de los arroyos y de la Bahía.

Es en contra de la ley hacer fluir hacia el sistema de alcantarillado de agua pluvial con una manguera la suciedad, basura, residuos de jabón y otros contaminantes. A diferencia de los flujos de lavaderos, inodoros, etc. interiores de edificios que son procesados en las plantas de tratamiento de agua residual, el agua de lavado en exteriores y el agua de precipitación pluvial fluye directamente a los arroyos y a la Bahía generalmente sin recibir tratamiento alguno.



¡Es en contra de la ley contaminar el agua de los alcantarillados de agua pluvial!

PRÁCTICAS GENERALES PARA LA PREVENCIÓN DE LA CONTAMINACIÓN

Estas buenas prácticas de limpieza son necesarias e importantes para proteger nuestro medio ambiente.

Cinco cosas importantes que debe recordar:

1. Mantenga su escuela limpia y ordenada. Esto produce una buena impresión y previene la contaminación.
 2. Proteja el sistema de alcantarillado de aguas pluviales contra todo tipo de contaminación.
 3. **¡Prepárese!** Mantenga los materiales de limpieza de derrames a la mano.
 4. Utilice métodos secos de limpieza de derrames, siempre que sea posible. Nunca enjuague los derrames de forma que el agua contaminada vaya a dar al sistema de alcantarillado pluvial.
 5. Capacite a su personal para que utilicen estas prácticas.
- Identifique áreas donde se acumula la basura y los desechos y **recoja la basura de estas áreas diariamente**.
 - **Proporcione un número adecuado de recipientes para la basura y el reciclaje.** Todos los recipientes exteriores deben tener tapas y **mantenerse siempre cerrados**.
 - **Barra las áreas pavimentadas semanalmente** y antes de que llueva.
 - **Inspeccione y limpie regularmente:**
 - ✓ Las alcantarillas de aguas pluviales (las parrillas y los sumideros),
 - ✓ Áreas de almacenamiento de materiales/desechos, y reciclaje
 - **Identifique/marque cada alcantarilla de agua pluvial** para recordarle a los maestros y alumnos que no se permite desechar aguas residuales.
 - **Mantenga las superficies exteriores limpias** barriendo, aspirando o trapeando el área con agua. Asegúrese de que los residuos del agua sean desechados en un lugar apropiado dentro del edificio, ya sea en un lavadero o inodoro .
 - **Limpie los derrames de inmediato** con trapos, materiales absorbentes* o métodos de aspiración húmeda o seca. No permita que los líquidos se acumulen o se derramen por la superficie. Nunca permita que los líquidos o derrames fluyan hacia las alcantarillas pluviales ni a los drenajes sanitarios. Limpie los materiales absorbentes inmediatamente después de utilizarlos.
 - Asegúrese de que todos los productos que contienen mercurio, tales como los focos (bombillas) de lámparas **fluorescentes**, manómetros, termostatos, interruptores y baterías sean **desechados** como materiales tóxicos o reciclados apropiadamente.
 - **Vierta el agua de la piscina y residuos de agua del filtro en el sistema de drenaje sanitario.** Comuníquese con la agencia encargada del tratamiento de las aguas del drenaje sanitario de su localidad a fin de obtener su autorización (Consulte la contraportada). Coloque en la basura cualquier material sólido resultante de los filtros de agua.



**Se retira material absorbente que se utilizó en un pequeño derrame para su eliminación. Los materiales absorbentes utilizados podrían ser desechos peligrosos y deben ser eliminados adecuadamente.*



LIMPIEZA DE EQUIPO Y SUPERFICIES


- **Lave el equipo dentro del edificio, en un lavadero o un lugar donde el agua residual fluye al sistema de drenaje sanitario.** Comuníquese con la agencia encargada del tratamiento de las aguas del drenaje sanitario de su localidad a fin de obtener su autorización (Consulte la contraportada).
- **Lave los vehículos y equipo** sobre una superficie de lavado techada, elevada y rodeada por una berma, y que esté conectada a un separador de agua y aceite y al drenaje sanitario.
- La conexión al sistema de drenaje sanitario también requiere un permiso de plomería por parte de la agencia local. Comuníquese con su Ayuntamiento.
- Todos los colectores de grasa e interceptores (incluyendo los separadores de agua y aceite) **deberán recibir mantenimiento y ser limpiados siguiendo** un programa regular y llevando un registro. Los sólidos que sean recolectados deberán ser desechados a través del uso de un transportista de desechos de grasa que posea una licencia.
- El lavado móvil de algunos tipos de equipo, tal como el equipo de extracción de techo o campana de cocina es aceptable si toda el agua resultante se coloca en un recipiente, se aspira o se desecha al sistema de drenaje sanitario a través de un interceptor de grasa.
- **Antes de lavar** las aceras y plazas **barra**, recoja, y deseche toda la basura.
 - ✓ Si utiliza jabón, toda el agua resultante del lavado debe ser recogida y desechada en el sistema de drenaje sanitario.
 - ✓ Si no utiliza jabón y la superficie no tiene manchas de aceite, el agua

resultante del lavado puede ser utilizada para regar jardines, pero nunca deben ser desechada en la calle, el sistema de alcantarillado de agua pluvial o arroyos.

- **Contrate a un contratista de limpieza a presión acreditado.** Contrate a un contratista de limpieza de superficies acreditado por la asociación de agencias del manejo de aguas pluviales del área de la Bahía (BASMAA) o obtenga certificación usted mismo. Para obtener más información visite el sitio Web www.basmaa.org/recognition/.

Lavado de Equipos:

1. Desvíe al drenaje sanitario toda el agua resultante del lavado.
2. Mantenga todo el equipo de sistema de tratamiento necesario.
3. No permita que el agua resultante del lavado o enjuague fluya a la calle, sistema de alcantarillado de agua pluvial, o arroyo.
4. Lave el equipo o vehículos fuera de las instalaciones, en lugares de lavado comercial de vehículos, si no existen otras opciones.



Lavado de tapete de piso de cocina en un lavadero de limpieza/trapeado.

LIMPIEZA DE PISOS Y ALFOMBRAS

Lavado de Pisos

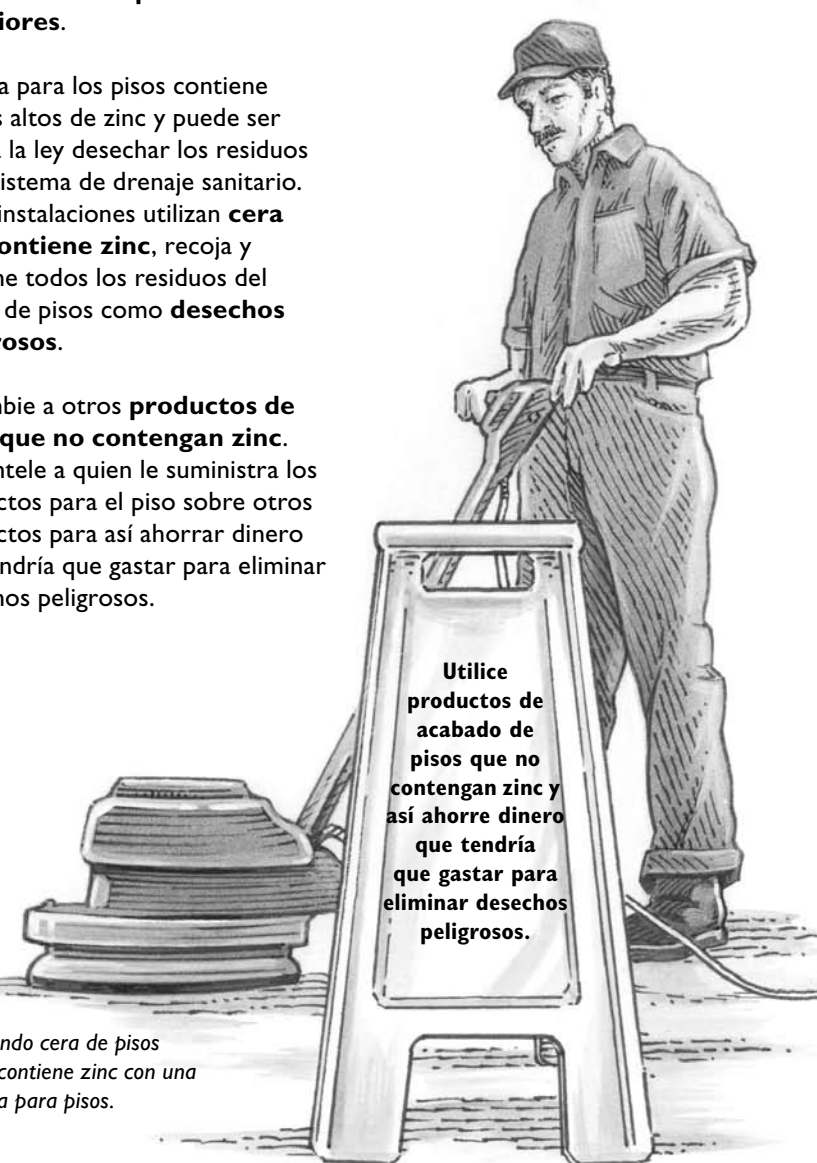
- Toda el agua resultante del lavado de pisos debe ser desechada en el sistema de **drenaje sanitario**.
- Utilice métodos de limpieza en seco, tal como barrer, raspar, o limpiar únicamente los lugares que tengan manchas, para evitar tener que hacer una limpieza general y también para conservar el agua.

Renovar y Lustrar con Cera los Pisos

- **Nunca deseché los residuos del pulido de pisos en el alcantarillado de aguas pluviales o en superficies exteriores.**
- La cera para los pisos contiene niveles altos de zinc y puede ser contra la ley desecharla en el sistema de drenaje sanitario. Si sus instalaciones utilizan **cera que contiene zinc**, recoja y deseché todos los residuos del pulido de pisos como **desechos peligrosos**.
- O cambie a otros **productos de pisos que no contengan zinc**. Pregúntele a quien le suministra los productos para el piso sobre otros productos para así ahorrar dinero que tendría que gastar para eliminar desechos peligrosos.

Limpieza de Alfombras

- **Nunca permita que el agua resultante de la limpieza o lavado fluya al alcantarillado de aguas pluviales o a superficies exteriores.**
- Verifique que los líquidos usados en la limpieza de las alfombras sean desechados en un lavadero o en un desagüe conectado al drenaje sanitario, o llévelos a otro lugar para que sean desechados apropiadamente. **Si utiliza a un contratista**, pregúntele cómo desecha el agua resultante del lavado porque **usted es responsable de los actos del contratista**.



Utilice productos de acabado de pisos que no contengan zinc y así ahorre dinero que tendría que gastar para eliminar desechos peligrosos.

Decapando cera de pisos que no contiene zinc con una máquina para pisos.



Quite las hojas caídas para que sean recicladas como desechos verdes.

MANTENIMIENTO DE JARDINES ORNAMENTALES

- Siga las prácticas del programa de desechos de materiales de jardines ornamentales y jardinería que protegen a la Bahía. Visite el sitio Web www.stopwaste.org.
- Use alternativas menos tóxicas a los pesticidas. Para obtener más información sobre la administración integrada de plagas, visite el sitio Web www.ourwaterourworld.org.
- **No riegue de más** —dé mantenimiento a los rociadores para evitar mojar el pavimento o desperdiciar el agua.
- **Quite las hojas caídas** y retire los recortes para convertirlos en composta o ser eliminados junto con los desechos verdes. No deseché nada a través del sistema de alcantarillado pluvial, en la calle, o en los arroyos.

Mantenimiento de Jardines Ornamentales:

1. Use métodos de control de las plagas que sean lo menos tóxicos posible.
2. Disminuya el uso de fertilizantes.

ALMACENAMIENTO EN EXTERIORES

Áreas Generales de Almacenamiento

- Para evitar el contacto con el agua pluvial, construya un área cerrada y techada en sus instalaciones para almacenar materiales, tal como bolsas de cemento, pinturas, productos inflamables, aceites, fertilizantes y pesticidas.
- Cualquier pila temporal de tierra en sus instalaciones debe ser cubierta con lona, plástico o un material similar.

Áreas de Almacenaje de Desecho de Basura y Reciclaje


- **Inspeccione diariamente los contenedores de basura, cebo, y desechos para reciclaje.** Recoja los desechos que caigan al suelo y barra el área. Asegúrese de que los contenedores no se rebasen y que las tapas de los contenedores y los recipientes de cebo estén siempre cerradas. Algunos contenedores tienen tapones que deben estar colocados correctamente. Los contenedores de basura o recipientes para el cebo sin tapas bien colocadas o que tengan fugas deberán ser reemplazados o reparados. Póngase en contacto con su proveedor de servicio.
- **Evite y limpie todo derrame del compactador de basura.** Igualmente, evite que el agua resultante del lavado de contenedores de basura o desperdicios o de áreas de almacenamiento fluya al sistema de alcantarillado de agua pluvial o superficies exteriores pavimentadas.

Dirija el agua resultante del lavado al sistema de drenaje sanitario con la autorización previa de las autoridades de tratamiento del drenaje sanitario de su localidad (consulte la contraportada para obtener información sobre con quién comunicarse).

- Use un **dispositivo de almacenamiento de contención secundaria** por separado, apropiado, limpio, herméticamente cerrado para los líquidos reciclables y los desechos peligrosos. Identifique los recipientes conforme a los reglamentos que rigen a los desechos peligrosos.
- Contrate a una **empresa transportista acreditada** para transportar y reciclar o tirar los desechos.

Desecho de Basura y Reciclaje

1. No deseche nada a través del sistema de alcantarillado pluvial. Recicle siempre que sea posible hacerlo.
2. Divida los desechos según su tipo y almacénelos por separado en recipientes sellados.
3. Use un contenedor que sea suficientemente grande para poder mantenerlo tapado.
4. Reemplace los recipientes que estén goteando.



Contenedor, recipiente para el cebo y materiales para reciclaje son almacenados en una superficie pavimentada, debajo de un techo y protegidos del agua pluvial.



Tambor de almacenamiento que evita el contacto con el agua pluvial y ofrece contención secundaria para atrapar derrames.



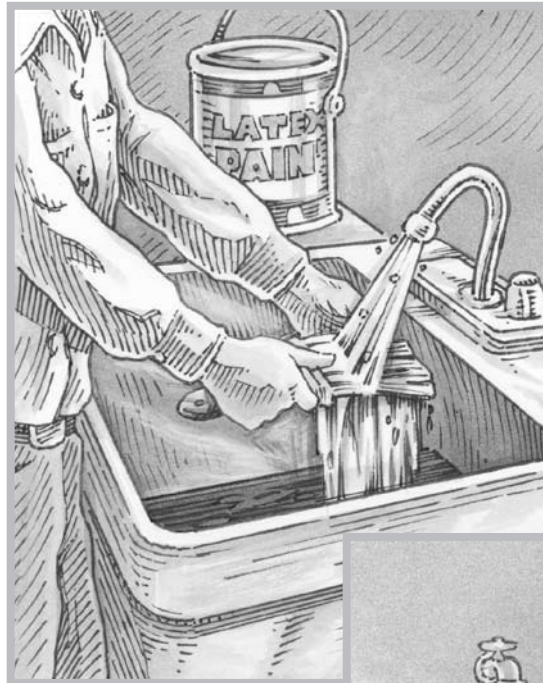
Consulte a la agencia de regulación sobre desechos peligrosos de su localidad acerca de los medios apropiados de desecho y manejo de materiales peligrosos. Consulte la contraportada para la información de contacto.

CONSTRUCCIÓN Y REMODELACIÓN

- Proteja todos los sistemas de alcantarillado de aguas pluviales utilizando tela de material filtrante u otros sistemas mejores para prevenir que el sedimento, residuos de pintura, y otros materiales de construcción y desechos fluyan a éste.
- Limpie todo los residuos de construcción, remodelación, o reparación diariamente y colóquelos en el contenedor u otro recipiente. Use lonas para coleccionar desechos y salpicaduras que podrían contaminar el agua del alcantarillado pluvial. Después de toda actividad de demolición o derribo retire todo los desechos o residuos para evitar que haya contacto con las aguas pluviales.
- Retire diariamente toda la tierra/ lodo, grava, basura, desperdicios y desechos verdes del pavimento y del sistema de alcantarillado de drenaje de aguas pluviales alrededor de toda área de trabajo.
- Limpie los derrames lo antes posible, preferiblemente usando métodos secos de limpieza (tal como barrer, usar materiales absorbentes o usar métodos de aspiración húmeda o seca).
- Cuando corte con una sierra, cubra el área de trabajo para proteger las alcantarillas pluviales y coloque tela filtrante debajo de las parrillas del alcantarillado. Recoja los desechos con una aspiradora de líquidos mientras hace el trabajo.
- Mantenga el concreto fresco o argamasa lejos de las calles, cunetas, sistemas de alcantarillado de agua pluvial y arroyos.
- Ordene y mezcle la cantidad de material que necesita. Mezcle únicamente la cantidad de concreto, argamasa, o yeso que va a utilizar en una sola aplicación.

- Recicle los materiales que sobren. El concreto, asfalto, residuos de metal, disolvente de grasas, recortes de vegetación, papel/ cartón, y otros materiales son reciclables.
- Para la pintura a base de agua, primero utilice toda la pintura que queda en las brochas y luego

enjuáguelas en el lavadero. **Nunca limpie las brochas o enjuague los recipientes de pintura de manera que el agua resultante fluya hacia la calle, el sistema de alcantarillado de agua pluvial o arroyos.**



Limpie la pintura látex de las brochas y los rodillos en un lavadero.

El equipo que se utiliza para pintar nunca deberá limpiarse donde el agua resultante del lavado fluya a las canaletas, calles, alcantarillados de agua pluvial o arroyos.



CONTACTOS DE ORGANISMOS LOCALES REGLAMENTADORES DEL AGUA PLUVIAL

Inspectores locales del sistema de alcantarillas pluviales

| Ciudad | Número telefónico |
|--|---------------------------------|
| Atherton | (650) 372-6200 |
| Belmont..... | (650) 372-6200 |
| Brisbane..... | (650) 372-6200 |
| Burlingame..... | (650) 342-3727 y (650) 372-6200 |
| Colma | (650) 372-6200 |
| Daly City | (650) 991-8208 |
| East Palo Alto..... | (650) 372-6200 |
| Foster City..... | (650) 286-8140 |
| Half Moon Bay | (650) 372-6200 |
| Hillsborough..... | (650) 372-6200 |
| Menlo Park | (650) 372-6200 |
| Millbrae..... | (650) 372-6200 |
| Pacifica..... | (650) 372-6200 |
| Portola Valley..... | (650) 372-6200 |
| Redwood City..... | (650) 372-6200 |
| San Bruno..... | (650) 372-6200 |
| San Carlos..... | (650) 372-6200 |
| San Mateo | (650) 522-7300 |
| South San Francisco..... | (650) 829-3848 |
| Área no Incorporada del Condado de San Mateo | (650) 372-6200 |
| Woodside..... | (650) 372-6200 |

| Regulador local de desechos peligrosos <i>(Agencia Certificada del Programa Unificado-CUPA)</i> | Número telefónico |
|--|-------------------|
| La División de Salud Ambiental del Condado de San Mateo (San Mateo County Environmental Health Division) es la CUPA de todas las áreas del Condado de San Mateo..... | (650) 372-6200 |

Autoridades locales del sistema de drenaje sanitario

| Instalaciones de Tratamiento de Aguas Residuales de Burlingame | Número telefónico |
|--|-------------------|
| <i>(Brinda servicio a Burlingame, Hillsborough y Burlingame Hills)</i> | (650) 342-3727 |
| Planta de Control de la Contaminación del Agua de Millbrae..... | (650) 259-2388 |
| Distrito Sanitario del Norte del Condado de San Mateo | (650) 991-8200 |
| Planta de Tratamiento de Aguas Residuales <i>(Brinda servicio a Daly City y partes de Westborough)</i> | |
| Planta de Reciclaje de Aguas Calera Creek de Pacifica..... | (650) 738-4660 |
| Planta de Tratamiento de Aguas Residuales de San Mateo..... | (650) 522-7380 |
| <i>(Brinda servicio a Foster City y San Mateo)</i> | |
| Instalaciones de Tratamiento de Aguas Residuales de la Autoridad de Alcantarillas del Centro de la Costa | (650) 726-0124 |
| <i>(Brinda servicio a Half Moon Bay, Granada, Moss Beach y Montara)</i> | |
| Autoridad del Sistema del Sur de la Bahía | (650) 832-6240 |
| <i>(Brinda servicio a Atherton, Belmont, Menlo Park, Portola Valley, Redwood City, San Carlos y Woodside)</i> | |
| Planta de Control de la Calidad del Agua de South San Francisco/ San Bruno..... | (650) 877-8555 |
| <i>(Brinda servicio a Colma, San Bruno, South San Francisco, y la parte sur de Daly City)</i> | |
| Planta Regional de Control de la Calidad del Agua de Palo Alto... .. | (650) 329-2598 |
| <i>(Brinda servicio a East Palo Alto, Los Altos, Los Altos Hills, Mountain View, Palo Alto y Stanford)</i> | |
| Planta de Tratamiento del Sudeste de San Francisco | (415) 648-6882 |
| <i>(Brinda servicio a Brisbane y al este de San Francisco)</i> | |

Versión fechada junio de 2009

Su escuela es responsable ante varias agencias locales y estatales de cumplir con las leyes que protegen el medio ambiente. Para obtener información detallada sobre prácticas gerenciales óptimas consulte los manuales de California Stormwater Quality Association (Asociación de la Calidad de Aguas Pluviales de California) que se encuentran disponibles en el sitio Web www.cabmphandbooks.com.



Todo flujo de aguas residuales hacia el sistema de drenaje sanitario deberá estar autorizado por la autoridad de tratamiento del drenaje sanitario de su localidad. Consulte la lista de contactos que se incluye a la izquierda. Nunca deseche aguas residuales a través del sistema de alcantarillado pluvial.

El programa le extiende su gratitud al Programa para Mantener el Agua Limpia del Condado de Alameda (Alameda Countywide Clean Water Program) por permitirnos la adaptación de este folleto.

⊕ Impreso en papel 80% reciclado con desechos post-consumidor(PCW) en un 40% utilizando tintas a base de soya.

APPENDIX C: TABLE OF CONTENTS

PIP Subcommittee Attendance Record – FY 2008/09

Zun Zun School Assembly Schedule

Solution to Water Pollution Brochure

2009 Pollution Prevention Calendar

Phone Survey Summary Results

Fluorescent Lighting Take-Back Brochure

2008 County Fair Booth Contacts

P3 Newsletter, English, Fall 2008

P3 Newsletter, Spanish, Fall 2008

P3 Newsletter, English, Spring 2009


Cigarette Butt Litter Reduction Report

ATTENDANCE ROSTER
PUBLIC INFORMATION PARTICIPATION SUBCOMMITTEE
SAN MATEO COUNTYWIDE WATER POLLUTION PREVENTION PROGRAM

| | | | | FY 2008-2009 | | | | | |
|----------------------------|--|-------------------|---------------|--------------|--------|--------|--------|--------|--------|
| AGENCY | NAME | ALTERNATE | PHONE | Jul-08 | Sep-08 | Nov-08 | Jan-09 | Mar-09 | May-09 |
| Atherton | Kathy Hughes Anderson | | 752-0526 | | * | | | | |
| Atherton | | Andrea Mardesich | 752-0544 | | * | | | | 1 |
| Belmont | Jozi Plut | | 595-7425 | 1 | * | 1 | 1 | 1 | |
| Brisbane | Matthew Fabry (program coordinator) | | 415-508-2134 | 1 | * | 1 | 1 | 1 | 1 |
| Burlingame | Eva C. Justimbaste | | 342-3727 | 1 | * | | | | |
| Burlingame | | Kiley Kinnon | 342-3727 | | * | 1 | 1 | 1 | 1 |
| Colma | Joshua Rawley | | 757-8888 | | * | 1 | | | |
| Colma | | Muneer Ahmed | 757-8888 | 1 | * | | 1 | | 1 |
| Daly City | Ward Donnelly | | 991-8200 | 1 | * | 1 | 1 | 1 | |
| East Palo Alto | John Latu | | 853-3165 | 1 | * | 1 | | 1 | 1 |
| East Palo Alto | | Jaime Camacho | 444-0476 | | * | | | | |
| Foster City | Mike McElligot | | 286-3546 | | * | | | 1 | 1 |
| Foster City | Norm Dorais | | 286-3279 | | * | | | | |
| Half Moon Bay | Tony Moorhouse | | 726-7177 | | * | | | | |
| Half Moon Bay | | Charlie Voos | | | * | | | | |
| Hillsborough | Rachelle Ungaretti | | 375-7444 | | * | | | 1 | 1 |
| Menlo Park | Lisa Ekers | | | | * | | | | |
| Menlo Park | Regina Wheeler | | 650-330-6763 | | * | | | | 1 |
| Millbrae | Shelly Reider | | 259-2444 | 1 | * | 1 | 1 | 1 | 1 |
| Millbrae | | Krista Kuehnhackl | | 1 | * | | | | |
| Pacifica | Lizzy Claycomb | | 738-7361 | 1 | * | 1 | 1 | 1 | 1 |
| Portola Valley | Howard Young | | 851-1700 x 14 | | * | | | | |
| Portola Valley | | Josh Maierle | 851-1700 x 20 | 1 | * | | | | |
| Redwood City | Marilyn Harang | | 780-7477 | 1 | * | | 1 | | 1 |
| San Bruno | Jim Shannon | | 616-7046 | 1 | * | 1 | 1 | | 1 |
| San Carlos | Jill Lewis | | 802-4361 | | * | | 1 | 1 | 1 |
| San Mateo City | Vern Bessey | | 522-7342 | 1 | * | 1 | 1 | 1 | 1 |
| San Mateo County | Sarah Pratt | | 373-6245 | 1 | * | | 1 | 1 | |
| San Mateo County | Ana Clayton | | 373-6214 | 1 | * | 1 | 1 | | |
| San Mateo County | Mary Bell Austin | | 373-6259 | 1 | * | 1 | 1 | 1 | 1 |
| San Mateo County | Dermot Casey | | 373-6257 | | * | | | | |
| San Mateo County | Julie Colvin | | 373-6291 | 1 | * | 1 | 1 | | 1 |
| South San Francisco | Cassie Prudhel | | 829-3840 | 1 | * | | | | |
| South San Francisco | | Daniel Fulford | 829-3881 | | * | 1 | 1 | 1 | 1 |
| Woodside | Gratien Etchbehere | | 851-6790 | | * | | 1 | 1 | 1 |
| E.O.A. Inc. | Fred Jarvis | | 510-832-2852 | | * | | | | |
| RWQCB, Oakland | Habte Kifle | | 510-622-2371 | | * | | | | |
| SMCWPPP Prgm. Coord. | Matt Fabry | | 415-508-2134 | | * | | | | |
| Public: | | | | | * | | | | |
| TOTAL IN ATTENDANCE | | | | 18 | 0 | 14 | 17 | 15 | 18 |

School Assemblies by Zun Zun, 2008/2009

| School Name/Venue | City | Month | Perfor. | # Students |
|---|---------------|-------|---------|------------|
| Woodrow Wilson | Daly City | Sept. | 2 | 308 |
| San Mateo Park Science/Math Meadows | San Mateo | Sept. | 2 | 420 |
| | Millbrae | Sept. | 2 | 368 |
| | Redwood City | Sept. | 1 | 180 |
| Orion Alternative | City | Sept. | 1 | 180 |
| West Lake | Daly City | Sept. | 2 | 375 |
| Our Lady of Angel | Burlingame | Oct. | 1 | 160 |
| Fiesta Gardens International Ele | San Mateo | Nov. | 2 | 403 |
| | Redwood City | Nov. | 2 | 480 |
| Sanpiper | City | Nov. | 2 | 480 |
| Lomita Park | San Bruno | Nov. | 1 | 240 |
| | Redwood City | Nov. | 1 | 389 |
| Roosevelt | City | Nov. | 1 | 389 |
| Green Hills Elementary | Millbrae | Nov. | 2 | 286 |
| Borel Middle School | San Mateo | Dec. | 1 | 914 |
| Heather | San Carlos | Dec. | 1 | 325 |
| Susan B. Anthony | Daly City | Dec. | 2 | 485 |
| San Mateo /Foster City Children's Annex | | Jan. | 2 | 100 |
| Nesbit School | | Jan. | 2 | 354 |
| Skyline Elementary | | Jan. | 2 | 400 |
| Margaret Pauline Brown Elementary | Daly City | March | 2 | 356 |
| | Half Moon Bay | March | 2 | 515 |
| Hatch Elementary | Bay | March | 2 | 515 |
| German American Int'l | Menlo Park | March | 1 | 150 |
| Laurel | Atherton | April | 2 | 487 |
| Cabrillo | Pacifica | April | 2 | 300 |
| Audobon | Foster City | April | 1 | 400 |
| Ponderosa | South SF | May | 2 | 380 |
| Farralone View | Montara | May | 2 | 456 |
| Rollingwood | San Bruno | May | 1 | 251 |
| Brewer Island | Foster City | June | 2 | 565 |
| | | | 45 | 10047 |



Clean Water. Healthy Community.

The San Mateo Countywide Water Pollution Prevention Program (SMCWPPP) was established in 1990 to reduce the pollution carried by stormwater into local creeks, the San Francisco Bay, and the Pacific Ocean. The program is a partnership of the City/County Association of Governments (C/CAG), each incorporated city and town in the county, and the County of San Mateo, which share a common National Pollutant Discharge Elimination System (NPDES) permit.

SMCWPPP is dedicated to raising awareness about water pollution in our creeks, the Bay and ocean; encouraging actions that prevent urban runoff pollution and protect our watershed.

Visit the San Mateo Countywide Water Pollution Prevention Program website at www.flowstobay.org, email PollutionPrevention@co.sanmateo.ca.us or call (650) 372-6200 for more information.

SMCWPPP Member Agencies are the cities and towns of: Atherton, Belmont, Brisbane, Burlingame, Colma, Daly City, East Palo Alto, Foster City, Half Moon Bay, Hillsborough, Menlo Park, Millbrae, Pacifica, Portola Valley, Redwood City, San Bruno, San Carlos, San Mateo, South San Francisco, Woodside; and the County of San Mateo.



SAN MATEO COUNTYWIDE
**Water Pollution
Prevention Program**

Clean Water. Healthy Community.

Call to report:

Illegal dumping in stormdrains or creeks*
San Mateo Countywide Water Pollution
Prevention Program 650-372-6200
www.flowstobay.org/reportpollution

In case of emergencies or after business hours, please call 911 to report the incident. For all other types of illegal dumping, contact your local police department.

Polluting vehicles' license numbers 1 (800) EXHAUST
www.baaqmd.gov/exhaust/exhaust.htm

*Nothing besides water is allowed to be dumped or allowed to flow into a storm drain. This includes litter, wash waters, sewage, automotive fluids, construction materials, paint, sediment and/or silt, and food wastes.

For more information:

Recycling
County of San Mateo,
RecycleWorks (888) 442-2666
www.RecycleWorks.org

Carpooling
Rides for Bay Area Commuters 511
www.511.org

Disposal of hazardous household products
like paints, pesticides, solvents, cleaners, and
fluorescent light bulbs
San Mateo County Household Hazardous
Waste Program (650) 363-4718
www.smhealth.org/hhw

Less toxic methods
pest control, automobile care, other pollution
prevention ideas, and volunteer opportunities
www.FlowsToBay.org
or email PollutionPrevention@co.sanmateo.ca.us

SMCWPPP acknowledges the Santa Clara Valley Urban Runoff Pollution Prevention Program for developing and sharing the content and artwork of this brochure.

You are the Solution to Water Pollution



SAN MATEO COUNTYWIDE
**Water Pollution
Prevention Program**

Clean Water. Healthy Community.

You live in a watershed

A watershed is a land area that drains rain and other water into a creek, river, lake, wetland, bay or groundwater aquifer. Rain and irrigation from lawns and gardens wash pollutants off surfaces like streets, sidewalks, roofs, driveways and parking lots, into storm drains and creeks, and out to the Bay and ocean.

You may live miles away from the Bay and Pacific Ocean and still be polluting the waters

Water from your neighborhood enters the storm drain system and flows directly to local creeks, the Bay, and ocean **without any treatment**. It often is contaminated by pollutants that can be toxic to fish, wildlife, and people.

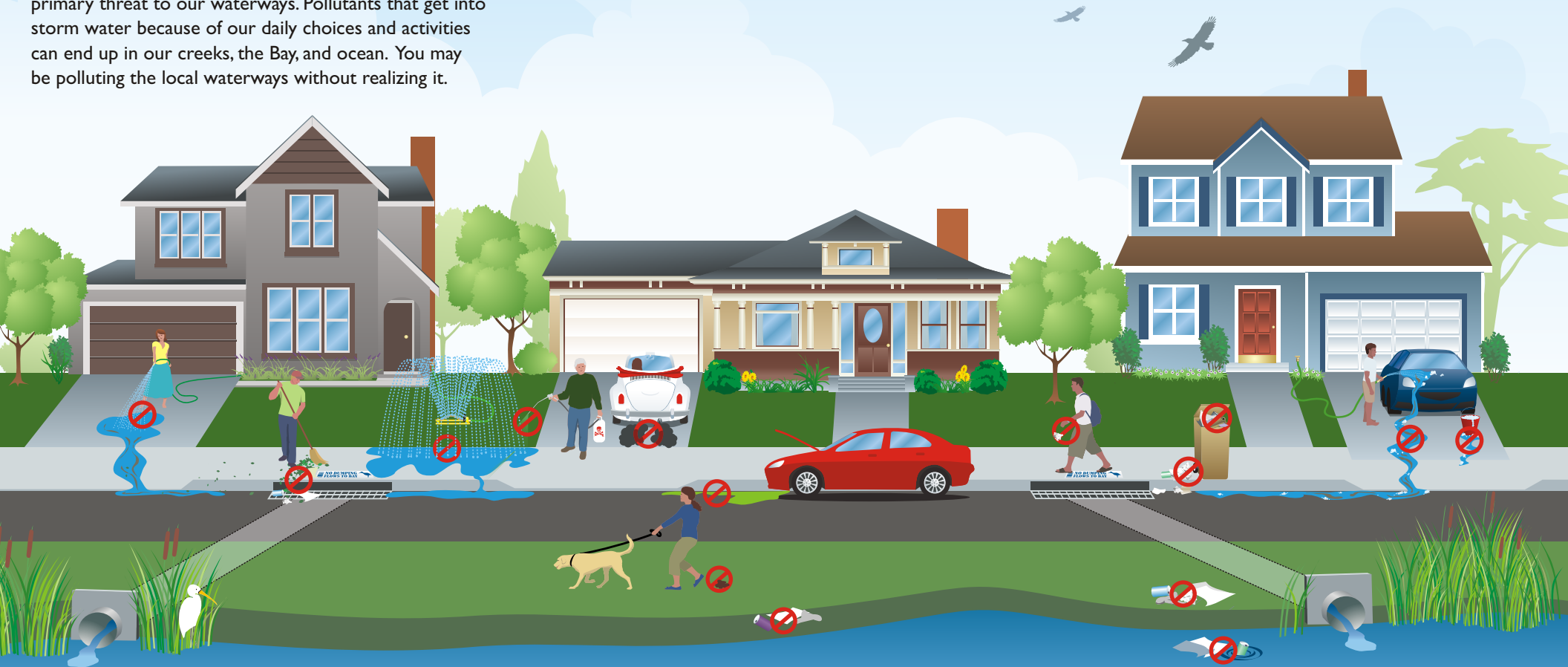
Residents and small businesses are the leading cause of local stormwater pollution, and have become the primary threat to our waterways. Pollutants that get into storm water because of our daily choices and activities can end up in our creeks, the Bay, and ocean. You may be polluting the local waterways without realizing it.

Storm drains carry water and pollutants directly to our local creeks, the Bay, and Pacific Ocean.

Never put anything into the gutter, street or storm drain. Help prevent pollutants from entering local storm drains.

Stormwater pollutants like these come from our everyday activities:

- Motor oil and auto fluids which leak from our vehicles
- Antifreeze, oil, paint or household cleaners dumped or rinsed into the gutter
- Soap and dirt from washing cars in the driveway or street
- Litter and grime that collects on parking lots and sidewalks
- Weed killers, fertilizers and pesticides that are washed off lawns
- Pet waste left on lawns, streets, in the gutter or on sidewalks
- Dirt, leaves and lawn clippings that clog storm drains and choke creeks with too much organic material, depriving them of vital oxygen
- Soil from construction or landscaping that erodes or blows into the street, often containing pesticides or other pollutants
- Pollutants in the air carried by rain through storm drains into our creeks



Preventing pollution is an everyday activity



Prevent stormwater pollution in San Mateo County by making small changes to your daily routine.

Chores

- Keep garbage and recycling cans tightly covered to prevent litter from being blown away or scattered by foraging animals.
- Clean leaves and trash out of your rain and street gutters.
- When using a cleaning company (e.g. carpet cleaners, window washers, power washers), be sure they dispose of wastewater in a utility sink, toilet, sanitary sewer cleanout, or a vegetated area.
- Dispose of pet waste in the garbage.



Lawn and Garden

- Use "green" gardening methods such as conserving water, planting native plants, protecting the soil and using non-toxic pest control methods: www.ourwaterourworld.org
- Adjust your sprinklers or irrigation systems to prevent over-watering, and prevent water from draining onto paved surfaces such as driveways and sidewalks.
- Use a broom, not a hose, to clean up outside.
- Compost leaves and yard clippings, or recycle them through your yard waste recycling program.
- Sweep dirt into landscaping to prevent it from entering storm drains.
- When using a gardening service, be sure they follow the guidelines listed above.



Home Improvement Projects

- Rinse latex paint tools in a sink, not outdoors.
- Drain your pool or spa into a sanitary sewer cleanout or drain to a vegetated area, not into a street or storm drain.
- Keep concrete, cement, dirt or mortar from blowing or flowing into the street or storm drain. Don't wash tools or dispose of excess materials in the gutter or storm drain.
- Provide landscaping next to sidewalks and driveways to collect runoff from paved surfaces.
- Use "green building" materials and practices, such as pervious paving, for your next project.



Household Hazardous Waste Disposal

- To clean up toxic spills like motor oil, paint and antifreeze, use an absorbent material. Clean up spills and dispose of soiled absorbent promptly.
- Go to www.smhealth.org/hhw or call Environmental Health at 650-372-6200 to learn about the proper disposal of these and other common household products requiring special care:
 - Fluorescent light bulbs
 - Pesticides
 - Cleaning chemicals and solvents
 - Batteries
 - Medicines




Automotive

- Regularly maintain your vehicle to prevent air-polluting exhaust and leaks of auto fluids. Fix leaks promptly.
- If you change your own oil, recycle it and the filter with your local curbside recycling pickup (call your waste hauler to confirm availability) or at a Used Oil Recycling Center www.Earth911.org
- Use a commercial car wash, or wash cars on a lawn or dirt surface. Empty your bucket of soapy water into a sink or toilet.
- Keep a trash bag in the car. Collect all trash and recycling and dispose of it properly.
- When hauling by truck, enclose your loads or cover with a tarp.



Protect and Enjoy Your Watershed

- If you see litter, pick it up and put it in a trash can.
- Buy fewer harsh or toxic cleaning chemicals. Store and dispose of them properly.
- Cars pollute air and water, so drive less.
- Ride a bike or walk along a creek. For trail information, visit www.eparks.net
- Mid-Peninsula Open Space District offers a variety of activities for people to engage with nature and experience the land: www.openspace.org
- Get involved! Adopt your local creek or beach: www.coastal.ca.gov. Find volunteer opportunities to help protect your watershed: www.FlowsToBay.org
- Create a legacy of pollution prevention. Teach your children about the importance of protecting the watershed for the health and survival of all living things. Show them how to prevent stormwater pollution.



San Mateo County Pollution Prevention Calendar 2009

KIDS ACTIVITY GUIDE INSIDE



Funded by a Grant
from the California
Integrated Waste
Management Board



Zero Waste – You Make it Happen!

San Mateo County POLLUTION PREVENTION PROGRAM

WHO WE ARE

San Mateo County Environmental Health works to ensure a safe and healthful environment for residents through education, monitoring, and enforcement.

The Pollution Prevention Program focuses on recycling used oil, reducing and properly disposing of household hazardous waste, and storm water pollution prevention.

This calendar can be used as a tool for pollution prevention and a resource for discovering the natural beauty of San Mateo County.

ENVIRONMENTAL HEALTH SAN MATEO COUNTY



Protecting Our Health and Environment

OUR PROGRAMS

HOUSEHOLD HAZARDOUS WASTE (HHW)



We collect paints, pesticides, pool chemicals, cleaners and other toxics at collection events held throughout the year. San Mateo County residents may use any of the dates shown on the calendar by the HHW icon. Make an appointment online at www.smhealth.org/hhw or by calling (650) 363-4718.

USED OIL RECYCLING



Used motor oil pollutes our waterways when it is dumped or leaks from cars and machinery. Keep your car in tune; and if you change your own oil, take the oil and filter to a free collection center listed on the calendar insert.

WATER POLLUTION PREVENTION



The storm drain system channels rainwater and other water from streets and landscaping into creeks that flow to the Bay or the Pacific Ocean. The water does not go through a water treatment plant, and can be contaminated by oil, pesticides, and litter from pavement and yards. Learn how to prevent water pollution at www.flowstobay.org

NEW COUNTY INITIATIVES

In 2008, the County launched several new and exciting efforts to keep its natural resources, businesses and communities thriving. These include:

GREEN BUSINESS

Green businesses certified by the County go beyond their basic legal requirements to be a good member of your community. Visit Recycleworks website, www.recycleworks.org, to find a certified green business in your neighborhood or get an application for your business.

PRODUCT STEWARDSHIP

The County supports product stewardship, a new approach to waste prevention that encourages manufacturers to design less toxic, more easily recycled products – and to take responsibility for their safe collection and disposal. For more information on this approach, visit: California Product Stewardship Council, www.calpsc.org

To make it easier for County residents to take used-up fluorescent lights and household batteries back to local stores for free, safe, and convenient disposal, the County also started a retail take-back partnership. Check your calendar poster for locations, and www.flowstobay.org for updates.

COOL COUNTIES AND THE GREEN TEAM

To reduce the County's contribution to climate change, save money, reduce waste, and conserve resources, the County joined Cool Counties and formed an employee Green Team. Visit the County's Green Portal at www.co.sanmateo.ca.us/green to learn what the County has done so far, how you can get involved, and how you can 'go green' at home and work, too.





WEB RESOURCES

Topic-specific resources are included each month. Below are additional websites with useful information about the environment, pollution prevention and conservation.

San Mateo Countywide Water Pollution Prevention Program
www.flowstobay.org

San Mateo County Environmental Health
www.smhealth.org/environ
All Environmental Health Department programs: food, toxics, housing, solid waste, and water.

San Mateo County Recycleworks
www.recycleworks.org
Reuse, recycling, composting, green business and green building information.

Earth 911
www.earth911.org
National site with local information on recycling, green shopping, energy conservation, household hazardous waste, environmental education, and more.

California Integrated Waste Management Board
www.ciwmb.ca.gov

U.S. Environmental Protection Agency, Office of Pollution Prevention and Toxics
www.epa.gov/p2

California Product Stewardship Council
www.calpsc.org

San Mateo County Watershed Protection
www.co.sanmateo.ca.us/ourwatersheds

San Mateo County's Green Portal
www.co.sanmateo.ca.us/green

Funded by a grant from the California Integrated Waste Management Board



Recycle Used Oil
Call 1-800-CLEANUP

FROM THE PHOTOGRAPHER



Photo by Bev Baldwin

I would like to thank my colleagues for their work in producing the 2009 Pollution Prevention Calendar. Their subject ideas, text writing, photo selection, technical and graphic support, and project management make this yearly project a pleasure. Special thanks to Esther Pham for showing me the owl's nest.

PETE SMITH pasmith@co.sanmateo.ca.us

This calendar is printed on recycled paper.

Environmental Benefits

The paper used for this calendar is Endeavor Gloss 100# Text and Cover, 50% recycled with 25% Post Consumer Waste (PCW). Inks were soy based.

Resources Saved

| Wood | Water | Energy | Waste | Emissions |
|----------------|---------------------|---------------------|--------------------|-------------------------|
| 26 Trees Saved | 9,432 Gallons Saved | 18 min. BTU's Saved | 1,211 Pounds Saved | Reduced by 2,272 Pounds |

*A San Mateo County Health Department Program
Project Manager/Editor: Mary Bell Austin
Project Staff: Sarah Pratt, Ana Clayton and Julie Colvin
Design and Production: Schmidt Creative*



American White Pelicans

Each winter, American White Pelicans visit San Mateo County's wetland estuaries. Here they spend several months resting and feeding on small fishes. For their health and survival, the fish they eat should be free of toxic chemicals and heavy metals, including mercury.

Rainfall and runoff carry mercury to local waters, where it is converted to its most toxic form – methyl mercury. As it moves up the food chain through fish to water birds, it bioaccumulates, increasing in concentration and toxicity in each animal.

Problem Products:


Mercury and other heavy metals are found in a wide range of household products, including:

- Fluorescent lights
- Household batteries
- Electronics (computers and TV's)

When these items are worn out, you can take them back to stores where you shop. If you have other items at home that are "too toxic to trash," such as old thermometers and thermostats, painting supplies, gardening chemicals, cleaning agents and hobby or pool chemicals, bring them to the Household Hazardous Waste program, for free disposal.

Resources:


- Take-back Partners
www.flowstobay.org
- HHW Appointments
www.smhealth.org/hhw

 Recycle Used Oil
Call 1-800-CLEANUP

Funded by a Grant from the California Integrated Waste Management Board

JANUARY 2009

| SUN | MON | TUE | WED | THU | FRI | SAT |
|--|--|------------------------|-----|--------------------------------|------------------------|---|
| <p>DECEMBER 2008</p> <p>S M T W T F S</p> <p>1 2 3 4 5 6</p> <p>7 8 9 10 11 12 13</p> <p>14 15 16 17 18 19 20</p> <p>21 22 23 24 25 26 27</p> <p>28 29 30 31</p> | <p>FEBRUARY 2009</p> <p>S M T W T F S</p> <p>1 2 3 4 5 6 7</p> <p>8 9 10 11 12 13 14</p> <p>15 16 17 18 19 20 21</p> <p>22 23 24 25 26 27 28</p> | | | 1 | 2 | 3 |
| 4 ● | 5 | 6 | 7 | 8 New Year's Day | 9 HHW San Mateo | 10 HHW San Mateo Redwood City |
| 11 ○ | 12 | 13 | 14 | 15 | 16 HHW San Mateo | 17 HHW San Mateo Pacifica |
| 18 ● | 19 Martin Luther King, Jr. Day | 20 Inauguration Day | 21 | 22 HHW So. San Francisco | 23 HHW San Mateo | 24 HHW San Mateo Half Moon Bay |
| 25 | 26 ● Chinese New Year Tet Begins | 27 | 28 | 29 | 30 HHW San Mateo | 31 HHW San Mateo |

 Household Hazardous Waste Event

Call 650-363-4718 or visit www.smhealth.org/hhw to make an appointment.
See calendar insert for more information on where to dispose of used oil and other hazardous materials.



Crystal Springs Reservoir

FEBRUARY 2009

Crystal Springs reservoir supplies drinking water to residents across the entire Bay Area. It holds water from runoff captured in both San Mateo and Alameda counties, providing 15% of the supply to 2.4 million people in San Francisco, Santa Clara, Alameda and San Mateo counties. The other 85% comes from Sierra Nevada snow melt captured in the Hetch Hetchy reservoir, in Yosemite National Park.

A safe and sufficient drinking water supply requires keeping our watershed clean and healthy, while reducing our water use whenever possible.


To conserve water at home:

- Check for water leaks
- Take shorter showers
- Install low-flow showerheads
- Replace your old toilet with a high-efficiency model
- Upgrade to a water-efficient washing machine
- Wash only full laundry loads
- Turn off water while brushing teeth and washing dishes
- Plant drought-tolerant landscaping
- Water during the cool part of the day
- Install shutoff nozzles on garden hoses
- Sweep sidewalks and driveways
- Position sprinkler heads to water your yard, not the sidewalk


Resources:

www.bawsca.org
www.sustainablesanmateo.org
www.watersavinghero.com

| SUN | MON | TUE | WED | THU | FRI | SAT |
|-----------------------|---------|-----|--|--------------------------------|--|----------------------------------|
| 1 | 2 ● | 3 | 4 | 5 | HHW San Mateo 6 | HHW San Mateo Menlo Park 7 |
| 8 | 9 ○ | 10 | 11 | HHW San Bruno 12 | HHW San Mateo 13 | 14 |
| 15 | 16 ● | 17 | 18 | Lincoln's Birthday | HHW San Mateo 19 | HHW San Mateo Pacifica 21 |
| 22 | 23 | 24 | 25 ● | HHW So. San Francisco 26 | HHW San Mateo 27 | HHW San Mateo 28 |
| Washington's Birthday | | | Ash Wednesday | | | |
| | | | JANUARY 2009 S M T W T F S 1 2 3 4 5 6 7 8 9 10 11 12 13 14 15 16 17 18 19 20 21 22 23 24 25 26 27 28 29 30 31 | | MARCH 2009 S M T W T F S 1 2 3 4 5 6 7 8 9 10 11 12 13 14 15 16 17 18 19 20 21 22 23 24 25 26 27 28 29 30 31 | |

 Recycle Used Oil
Call 1-800-CLEANUP

Funded by a Grant from the California Integrated Waste Management Board

 Household Hazardous Waste Event

Call 650-363-4718 or visit www.smhealth.org/hhw to make an appointment.
See calendar insert for more information on where to dispose of used oil and other hazardous materials.



Fitzgerald Marine Reserve

The Fitzgerald Marine Reserve's rocky seashore hosts a rich and diverse community of marine life, including seaweed, crabs, sponges, seastars, molluscs, starfish and fish. A 402-acre coastal gem located within the Monterey Bay National Marine Sanctuary, the Reserve is managed by the San Mateo County Parks Department.

Three creeks – Vicente, Montara, and Denniston, run through developed areas before reaching the Reserve area. Urban runoff from houses and businesses, as well as sediment from farming and construction, affect both marine life and the safety of the beaches for visitors. Through the Critical Coastal Areas Program, a wide range of partners (including the County, Mid-Coast Community Council, NOAA, California Coastal Commission, Peninsula Open Space Trust, and Surfrider Foundation) are working together to address the upstream sources of pollution.

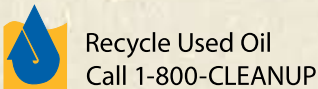
More than 135,000 people visit the Reserve each year to explore its tidepools, which endangers the fragile ecosystem.

When you visit the reserve:

- Watch where you walk; avoid trampling delicate algae and invertebrates
- Do not collect animals
- Do not move or displace the animals
- Don't turn rocks without replacing them

Resources:

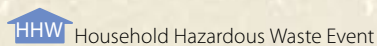
www.coastal.ca.gov
www.fitzgeraldreserve.org
www.eparks.net




Funded by a Grant from the California Integrated Waste Management Board

MARCH 2009

| SUN | MON | TUE | WED | THU | FRI | SAT |
|--------------------------------|-------------------------|-------------------|---|----------------------------------|---|----------------------------------|
| 1 | 2 | 3 | 4 ☾ | 5 | HHW San Mateo 6 | HHW San Mateo 7 |
| 8 | 9 | 10 | 11 ○ | 12 | HHW San Mateo 13 | HHW San Mateo Daly City 14 |
| Daylight Saving Time Begins | Purim Begins at Sundown | | | | | |
| 15 | 16 | 17 | 18 ☾ | 19 | HHW San Mateo 20 | HHW San Mateo Pacifica 21 |
| | | St. Patrick's Day | | | First Day of Spring Persian New Year | |
| 22 | 23 | 24 | 25 | HHW So. San Francisco 26 ● | HHW San Mateo 27 | HHW San Mateo 28 |
| | | | | | Hindu New Year | |
| 29 | 30 | 31 | FEBRUARY 2009 S M T W T F S 1 2 3 4 5 6 7 8 9 10 11 12 13 14 15 16 17 18 19 20 21 22 23 24 25 26 27 28 | | APRIL 2009 S M T W T F S 1 2 3 4 5 6 7 8 9 10 11 12 13 14 15 16 17 18 19 20 21 22 23 24 25 26 27 28 29 30 | |



Call 650-363-4718 or visit www.smhealth.org/hhw to make an appointment.
 See calendar insert for more information on where to dispose of used oil and other hazardous materials.



Ducklings

APRIL 2009

Ducklings can be hurt by even small amounts of oil in the water. Leaks from cars or boats can make them ill, while large spills are deadly. When a container ship spilled 58,000 gallons of bunker fuel into the San Francisco Bay in 2007, it closed beaches, coated thousands of birds with toxic crude and left a swath of oil around the Bay.










When coated with oil, birds are unable to regulate their body temperature. They become cold as the natural insulation in their feathers breaks down. The birds also try to preen the oil out of their feathers, ingesting the oil. Weakened, they often beach themselves and fall prey to predators, or die from the toxic effects of oil.

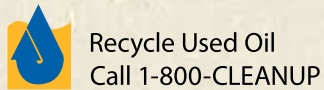
Protect water birds from oil:

Maintain your car to prevent leaks, and recycle used motor oil and oil filters. There are over 60 used oil collection centers in the County to choose from.

Resources:


www.ciwmb.ca.gov/usedoil
1-800-CLEANUP
2009 Calendar pull-out
www.earth911.org

| SUN | MON | TUE | WED | THU | FRI | SAT | | | | | | | | | | | | | | | | | | | | | | | | | | | | | | | | | | | | | | | | | | | | | | | | | | | | | | | | | | | | | | | | | | | | | | | | | | | | | | | | | | | | | | | | | | | |
|---|-----|-----|-----|--------|--|--|--|---|---|---|---|---|---|---|---|---|----|----|----|----|----|----|----|----|----|----|----|----|----|----|----|----|----|----|----|----|----|----|--|--|--|--|--|---|---|---|---|---|---|---|--|--|--|--|--|---|---|---|---|---|---|---|---|---|----|----|----|----|----|----|----|----|----|----|----|----|----|----|----|----|----|----|----|----|----|----|--|--|--|--|--|--|--|---|--------|---|---|
| <p>MARCH 2009</p> <table border="1"> <tr><td>S</td><td>M</td><td>T</td><td>W</td><td>T</td><td>F</td><td>S</td></tr> <tr><td>1</td><td>2</td><td>3</td><td>4</td><td>5</td><td>6</td><td>7</td></tr> <tr><td>8</td><td>9</td><td>10</td><td>11</td><td>12</td><td>13</td><td>14</td></tr> <tr><td>15</td><td>16</td><td>17</td><td>18</td><td>19</td><td>20</td><td>21</td></tr> <tr><td>22</td><td>23</td><td>24</td><td>25</td><td>26</td><td>27</td><td>28</td></tr> <tr><td>29</td><td>30</td><td>31</td><td></td><td></td><td></td><td></td></tr> </table> | S | M | T | W | T | F | S | 1 | 2 | 3 | 4 | 5 | 6 | 7 | 8 | 9 | 10 | 11 | 12 | 13 | 14 | 15 | 16 | 17 | 18 | 19 | 20 | 21 | 22 | 23 | 24 | 25 | 26 | 27 | 28 | 29 | 30 | 31 | | | | | <p>MAY 2009</p> <table border="1"> <tr><td>S</td><td>M</td><td>T</td><td>W</td><td>T</td><td>F</td><td>S</td></tr> <tr><td></td><td></td><td></td><td></td><td></td><td>1</td><td>2</td></tr> <tr><td>3</td><td>4</td><td>5</td><td>6</td><td>7</td><td>8</td><td>9</td></tr> <tr><td>10</td><td>11</td><td>12</td><td>13</td><td>14</td><td>15</td><td>16</td></tr> <tr><td>17</td><td>18</td><td>19</td><td>20</td><td>21</td><td>22</td><td>23</td></tr> <tr><td>24</td><td>25</td><td>26</td><td>27</td><td>28</td><td>29</td><td>30</td></tr> <tr><td>31</td><td></td><td></td><td></td><td></td><td></td><td></td></tr> </table> | S | M | T | W | T | F | S | | | | | | 1 | 2 | 3 | 4 | 5 | 6 | 7 | 8 | 9 | 10 | 11 | 12 | 13 | 14 | 15 | 16 | 17 | 18 | 19 | 20 | 21 | 22 | 23 | 24 | 25 | 26 | 27 | 28 | 29 | 30 | 31 | | | | | | | | 1 | 2 ● |  San Mateo 3 |  San Mateo 4 |
| S | M | T | W | T | F | S | | | | | | | | | | | | | | | | | | | | | | | | | | | | | | | | | | | | | | | | | | | | | | | | | | | | | | | | | | | | | | | | | | | | | | | | | | | | | | | | | | | | | | | | | | | |
| 1 | 2 | 3 | 4 | 5 | 6 | 7 | | | | | | | | | | | | | | | | | | | | | | | | | | | | | | | | | | | | | | | | | | | | | | | | | | | | | | | | | | | | | | | | | | | | | | | | | | | | | | | | | | | | | | | | | | | |
| 8 | 9 | 10 | 11 | 12 | 13 | 14 | | | | | | | | | | | | | | | | | | | | | | | | | | | | | | | | | | | | | | | | | | | | | | | | | | | | | | | | | | | | | | | | | | | | | | | | | | | | | | | | | | | | | | | | | | | |
| 15 | 16 | 17 | 18 | 19 | 20 | 21 | | | | | | | | | | | | | | | | | | | | | | | | | | | | | | | | | | | | | | | | | | | | | | | | | | | | | | | | | | | | | | | | | | | | | | | | | | | | | | | | | | | | | | | | | | | |
| 22 | 23 | 24 | 25 | 26 | 27 | 28 | | | | | | | | | | | | | | | | | | | | | | | | | | | | | | | | | | | | | | | | | | | | | | | | | | | | | | | | | | | | | | | | | | | | | | | | | | | | | | | | | | | | | | | | | | | |
| 29 | 30 | 31 | | | | | | | | | | | | | | | | | | | | | | | | | | | | | | | | | | | | | | | | | | | | | | | | | | | | | | | | | | | | | | | | | | | | | | | | | | | | | | | | | | | | | | | | | | | | | | | |
| S | M | T | W | T | F | S | | | | | | | | | | | | | | | | | | | | | | | | | | | | | | | | | | | | | | | | | | | | | | | | | | | | | | | | | | | | | | | | | | | | | | | | | | | | | | | | | | | | | | | | | | | |
| | | | | | 1 | 2 | | | | | | | | | | | | | | | | | | | | | | | | | | | | | | | | | | | | | | | | | | | | | | | | | | | | | | | | | | | | | | | | | | | | | | | | | | | | | | | | | | | | | | | | | | | |
| 3 | 4 | 5 | 6 | 7 | 8 | 9 | | | | | | | | | | | | | | | | | | | | | | | | | | | | | | | | | | | | | | | | | | | | | | | | | | | | | | | | | | | | | | | | | | | | | | | | | | | | | | | | | | | | | | | | | | | |
| 10 | 11 | 12 | 13 | 14 | 15 | 16 | | | | | | | | | | | | | | | | | | | | | | | | | | | | | | | | | | | | | | | | | | | | | | | | | | | | | | | | | | | | | | | | | | | | | | | | | | | | | | | | | | | | | | | | | | | |
| 17 | 18 | 19 | 20 | 21 | 22 | 23 | | | | | | | | | | | | | | | | | | | | | | | | | | | | | | | | | | | | | | | | | | | | | | | | | | | | | | | | | | | | | | | | | | | | | | | | | | | | | | | | | | | | | | | | | | | |
| 24 | 25 | 26 | 27 | 28 | 29 | 30 | | | | | | | | | | | | | | | | | | | | | | | | | | | | | | | | | | | | | | | | | | | | | | | | | | | | | | | | | | | | | | | | | | | | | | | | | | | | | | | | | | | | | | | | | | | |
| 31 | | | | | | | | | | | | | | | | | | | | | | | | | | | | | | | | | | | | | | | | | | | | | | | | | | | | | | | | | | | | | | | | | | | | | | | | | | | | | | | | | | | | | | | | | | | | | | | | | |
| 5 | 6 | 7 | 8 | 9 ○ |  San Mateo 10 |  San Mateo La Honda 11 | | | | | | | | | | | | | | | | | | | | | | | | | | | | | | | | | | | | | | | | | | | | | | | | | | | | | | | | | | | | | | | | | | | | | | | | | | | | | | | | | | | | | | | | | | | |
| 12 | 13 | 14 | 15 | 16 |  San Mateo 17 ● |  San Mateo Pacifica 18 | | | | | | | | | | | | | | | | | | | | | | | | | | | | | | | | | | | | | | | | | | | | | | | | | | | | | | | | | | | | | | | | | | | | | | | | | | | | | | | | | | | | | | | | | | | |
| Easter | 19 | 20 | 21 | 22 |  So. San Francisco 23 |  San Mateo 24 |  San Mateo Half Moon Bay 25 ● | | | | | | | | | | | | | | | | | | | | | | | | | | | | | | | | | | | | | | | | | | | | | | | | | | | | | | | | | | | | | | | | | | | | | | | | | | | | | | | | | | | | | | | | | | |
| 26 | 27 | 28 | 29 | 30 |  San Mateo National Arbor Day | | | | | | | | | | | | | | | | | | | | | | | | | | | | | | | | | | | | | | | | | | | | | | | | | | | | | | | | | | | | | | | | | | | | | | | | | | | | | | | | | | | | | | | | | | | | |
| | | | | | | | | | | | | | | | | | | | | | | | | | | | | | | | | | | | | | | | | | | | | | | | | | | | | | | | | | | | | | | | | | | | | | | | | | | | | | | | | | | | | | | | | | | | | | | | | | |



Recycle Used Oil
Call 1-800-CLEANUP

Funded by a Grant from the California
Integrated Waste Management Board

 Household Hazardous Waste Event

Call 650-363-4718 or visit www.smhealth.org/hhw to make an appointment.
See calendar insert for more information on where to dispose of used oil and other hazardous materials.



Cliffside View

With spectacular views, County residents with cliff-side homes are fortunate to experience nature's beauty in their own neighborhoods. Wherever we live, our everyday choices affect the quality of our natural surroundings. Choosing how to get from our homes to work and other destinations tops the list of key decisions.


Fifty-eight percent of San Mateo County's emissions of carbon dioxide – a greenhouse gas linked to climate change – come from transportation. Carbon dioxide emissions per County resident have decreased by 7% since 2000, due mainly to a decline in gasoline consumption. The County government has taken a variety of steps to reduce its contribution to climate change, including using more efficient vehicles. Individuals have even more options.

Bike to Work Day

Every May, Bike to Work Day reminds us to try new ways of running errands and commuting that save money, reduce carbon emissions, and improve our air quality. It's the perfect time to try new options – to walk, bike, carpool, take the train and bus, or make it a combination.

Resources:


www.sustainablesanmateo.org
www.bayareabikes.org
www.511.org

 Recycle Used Oil
 Call 1-800-CLEANUP

Funded by a Grant from the California Integrated Waste Management Board

MAY 2009

| SUN | MON | TUE | WED | THU | FRI | SAT |
|---|--|---------------|-----|--|--|--|
| APRIL 2009 S M T W T F S 1 2 3 4 5 6 7 8 9 10 11 12 13 14 15 16 17 18 19 20 21 22 23 24 25 26 27 28 29 30 | JUNE 2009 S M T W T F S 1 2 3 4 5 6 7 8 9 10 11 12 13 14 15 16 17 18 19 20 21 22 23 24 25 26 27 28 29 30 | | | |  1  | 2 |
| 3 | 4 | 5 | 6 | 7 |  8 |  9  |
| | | Cinco de Mayo | | | | |
| 10 | 11 | 12 | 13 |  14 |  15 |  16 |
| Mother's Day | | | | Bike to Work Day | | |
| 17  | 18 | 19 | 20 | 21 |  22 | 23 |
| 24  | 25 | 26 | 27 |  28 |  29 |  30 |
| 31  | Memorial Day | | | Shavuot Begins at Sundown | | |

 Household Hazardous Waste Event

Call 650-363-4718 or visit www.smhealth.org/hhw to make an appointment. See calendar insert for more information on where to dispose of used oil and other hazardous materials.



Community Gardens

JUNE 2009

A community garden can be urban, suburban, or rural. It can produce flowers, vegetables, herbs, or even trees. The community can share one piece of land as a single garden, or divide the space into individual plots. Shared gardens, large or small, can be found at schools, hospitals, or in a neighborhood. They can be used for personal enjoyment, education, or to sell the produce locally. A few of the many benefits include: improvements in health and quality of life, an increased sense of community, and the economic and environmental benefits of local food production.

Teacher Training







Many schools in San Mateo County have a garden in order to teach students about science and conservation. Local teachers can attend school garden workshops to learn how to set up, maintain, and use school gardens as a teaching tool. These healthy, low maintenance gardens demonstrate pesticide-free gardening methods and the importance of urban runoff pollution prevention.

Resources:

www.communitygarden.org
www.flowstobay.org/cs_teachers.php

Local Community Gardens Online:

East Palo Alto www.collectiveroots.org
 Brisbane www.brisbanegarden.com
 Pacifica www.livabilityproject.org

| SUN | MON | TUE | WED | THU | FRI | SAT | | | | | | | | | | | | | | | | | | | | | | | | | | | | | | | | | | | | | | | | | | | | | | | | | | | | | | | | | | | | | | | | | | | | | | | | | | | | | | | | | | | | | | | | | | | | | | | | | | |
|---|---------|-----|--|--|--|--|---|---|---|---|---|--|--|--|--|--|---|---|---|---|---|---|---|---|---|----|----|----|----|----|----|----|----|----|----|----|----|----|----|----|----|----|----|----|----|----|----|--|--|--|--|--|--|---|--|---|---|---|---|---|---|---|--|--|--|--|--|---|---|---|---|---|---|---|---|---|----|----|----|----|----|----|----|----|----|----|----|----|----|----|----|----|----|----|----|----|----|----|--|--|--|--|--|--|
| | 1 | 2 | 3 | 4 |  5 World Environment Day |  6 | | | | | | | | | | | | | | | | | | | | | | | | | | | | | | | | | | | | | | | | | | | | | | | | | | | | | | | | | | | | | | | | | | | | | | | | | | | | | | | | | | | | | | | | | | | | | | | | | | |
| 7 ○ | 8 | 9 | 10 | 11 |  12 |  13 | | | | | | | | | | | | | | | | | | | | | | | | | | | | | | | | | | | | | | | | | | | | | | | | | | | | | | | | | | | | | | | | | | | | | | | | | | | | | | | | | | | | | | | | | | | | | | | | | | |
| 14 Flag Day | 15 ● | 16 | 17 | 18 |  19 Juneteenth |  20 | | | | | | | | | | | | | | | | | | | | | | | | | | | | | | | | | | | | | | | | | | | | | | | | | | | | | | | | | | | | | | | | | | | | | | | | | | | | | | | | | | | | | | | | | | | | | | | | | | |
| 21 Father's Day First Day of Summer | 22 ● | 23 | 24 |  25 |  26 |  27 | | | | | | | | | | | | | | | | | | | | | | | | | | | | | | | | | | | | | | | | | | | | | | | | | | | | | | | | | | | | | | | | | | | | | | | | | | | | | | | | | | | | | | | | | | | | | | | | | | |
| 28 | 29 ● | 30 | <p>MAY 2009</p> <table border="1"> <tr><td>S</td><td>M</td><td>T</td><td>W</td><td>T</td><td>F</td><td>S</td></tr> <tr><td></td><td></td><td></td><td></td><td></td><td>1</td><td>2</td></tr> <tr><td>3</td><td>4</td><td>5</td><td>6</td><td>7</td><td>8</td><td>9</td></tr> <tr><td>10</td><td>11</td><td>12</td><td>13</td><td>14</td><td>15</td><td>16</td></tr> <tr><td>17</td><td>18</td><td>19</td><td>20</td><td>21</td><td>22</td><td>23</td></tr> <tr><td>24</td><td>25</td><td>26</td><td>27</td><td>28</td><td>29</td><td>30</td></tr> <tr><td>31</td><td></td><td></td><td></td><td></td><td></td><td></td></tr> </table> | | S | M | T | W | T | F | S | | | | | | 1 | 2 | 3 | 4 | 5 | 6 | 7 | 8 | 9 | 10 | 11 | 12 | 13 | 14 | 15 | 16 | 17 | 18 | 19 | 20 | 21 | 22 | 23 | 24 | 25 | 26 | 27 | 28 | 29 | 30 | 31 | | | | | | | <p>JULY 2009</p> <table border="1"> <tr><td>S</td><td>M</td><td>T</td><td>W</td><td>T</td><td>F</td><td>S</td></tr> <tr><td></td><td></td><td></td><td></td><td></td><td>1</td><td>2</td></tr> <tr><td>3</td><td>4</td><td>5</td><td>6</td><td>7</td><td>8</td><td>9</td></tr> <tr><td>10</td><td>11</td><td>12</td><td>13</td><td>14</td><td>15</td><td>16</td></tr> <tr><td>17</td><td>18</td><td>19</td><td>20</td><td>21</td><td>22</td><td>23</td></tr> <tr><td>24</td><td>25</td><td>26</td><td>27</td><td>28</td><td>29</td><td>30</td></tr> <tr><td>31</td><td></td><td></td><td></td><td></td><td></td><td></td></tr> </table> | | S | M | T | W | T | F | S | | | | | | 1 | 2 | 3 | 4 | 5 | 6 | 7 | 8 | 9 | 10 | 11 | 12 | 13 | 14 | 15 | 16 | 17 | 18 | 19 | 20 | 21 | 22 | 23 | 24 | 25 | 26 | 27 | 28 | 29 | 30 | 31 | | | | | | |
| S | M | T | W | T | F | S | | | | | | | | | | | | | | | | | | | | | | | | | | | | | | | | | | | | | | | | | | | | | | | | | | | | | | | | | | | | | | | | | | | | | | | | | | | | | | | | | | | | | | | | | | | | | | | | | | |
| | | | | | 1 | 2 | | | | | | | | | | | | | | | | | | | | | | | | | | | | | | | | | | | | | | | | | | | | | | | | | | | | | | | | | | | | | | | | | | | | | | | | | | | | | | | | | | | | | | | | | | | | | | | | | | |
| 3 | 4 | 5 | 6 | 7 | 8 | 9 | | | | | | | | | | | | | | | | | | | | | | | | | | | | | | | | | | | | | | | | | | | | | | | | | | | | | | | | | | | | | | | | | | | | | | | | | | | | | | | | | | | | | | | | | | | | | | | | | | |
| 10 | 11 | 12 | 13 | 14 | 15 | 16 | | | | | | | | | | | | | | | | | | | | | | | | | | | | | | | | | | | | | | | | | | | | | | | | | | | | | | | | | | | | | | | | | | | | | | | | | | | | | | | | | | | | | | | | | | | | | | | | | | |
| 17 | 18 | 19 | 20 | 21 | 22 | 23 | | | | | | | | | | | | | | | | | | | | | | | | | | | | | | | | | | | | | | | | | | | | | | | | | | | | | | | | | | | | | | | | | | | | | | | | | | | | | | | | | | | | | | | | | | | | | | | | | | |
| 24 | 25 | 26 | 27 | 28 | 29 | 30 | | | | | | | | | | | | | | | | | | | | | | | | | | | | | | | | | | | | | | | | | | | | | | | | | | | | | | | | | | | | | | | | | | | | | | | | | | | | | | | | | | | | | | | | | | | | | | | | | | |
| 31 | | | | | | | | | | | | | | | | | | | | | | | | | | | | | | | | | | | | | | | | | | | | | | | | | | | | | | | | | | | | | | | | | | | | | | | | | | | | | | | | | | | | | | | | | | | | | | | | | | | | | | | | |
| S | M | T | W | T | F | S | | | | | | | | | | | | | | | | | | | | | | | | | | | | | | | | | | | | | | | | | | | | | | | | | | | | | | | | | | | | | | | | | | | | | | | | | | | | | | | | | | | | | | | | | | | | | | | | | | |
| | | | | | 1 | 2 | | | | | | | | | | | | | | | | | | | | | | | | | | | | | | | | | | | | | | | | | | | | | | | | | | | | | | | | | | | | | | | | | | | | | | | | | | | | | | | | | | | | | | | | | | | | | | | | | | |
| 3 | 4 | 5 | 6 | 7 | 8 | 9 | | | | | | | | | | | | | | | | | | | | | | | | | | | | | | | | | | | | | | | | | | | | | | | | | | | | | | | | | | | | | | | | | | | | | | | | | | | | | | | | | | | | | | | | | | | | | | | | | | |
| 10 | 11 | 12 | 13 | 14 | 15 | 16 | | | | | | | | | | | | | | | | | | | | | | | | | | | | | | | | | | | | | | | | | | | | | | | | | | | | | | | | | | | | | | | | | | | | | | | | | | | | | | | | | | | | | | | | | | | | | | | | | | |
| 17 | 18 | 19 | 20 | 21 | 22 | 23 | | | | | | | | | | | | | | | | | | | | | | | | | | | | | | | | | | | | | | | | | | | | | | | | | | | | | | | | | | | | | | | | | | | | | | | | | | | | | | | | | | | | | | | | | | | | | | | | | | |
| 24 | 25 | 26 | 27 | 28 | 29 | 30 | | | | | | | | | | | | | | | | | | | | | | | | | | | | | | | | | | | | | | | | | | | | | | | | | | | | | | | | | | | | | | | | | | | | | | | | | | | | | | | | | | | | | | | | | | | | | | | | | | |
| 31 | | | | | | | | | | | | | | | | | | | | | | | | | | | | | | | | | | | | | | | | | | | | | | | | | | | | | | | | | | | | | | | | | | | | | | | | | | | | | | | | | | | | | | | | | | | | | | | | | | | | | | | | |



Recycle Used Oil
Call 1-800-CLEANUP

Funded by a Grant from the California Integrated Waste Management Board



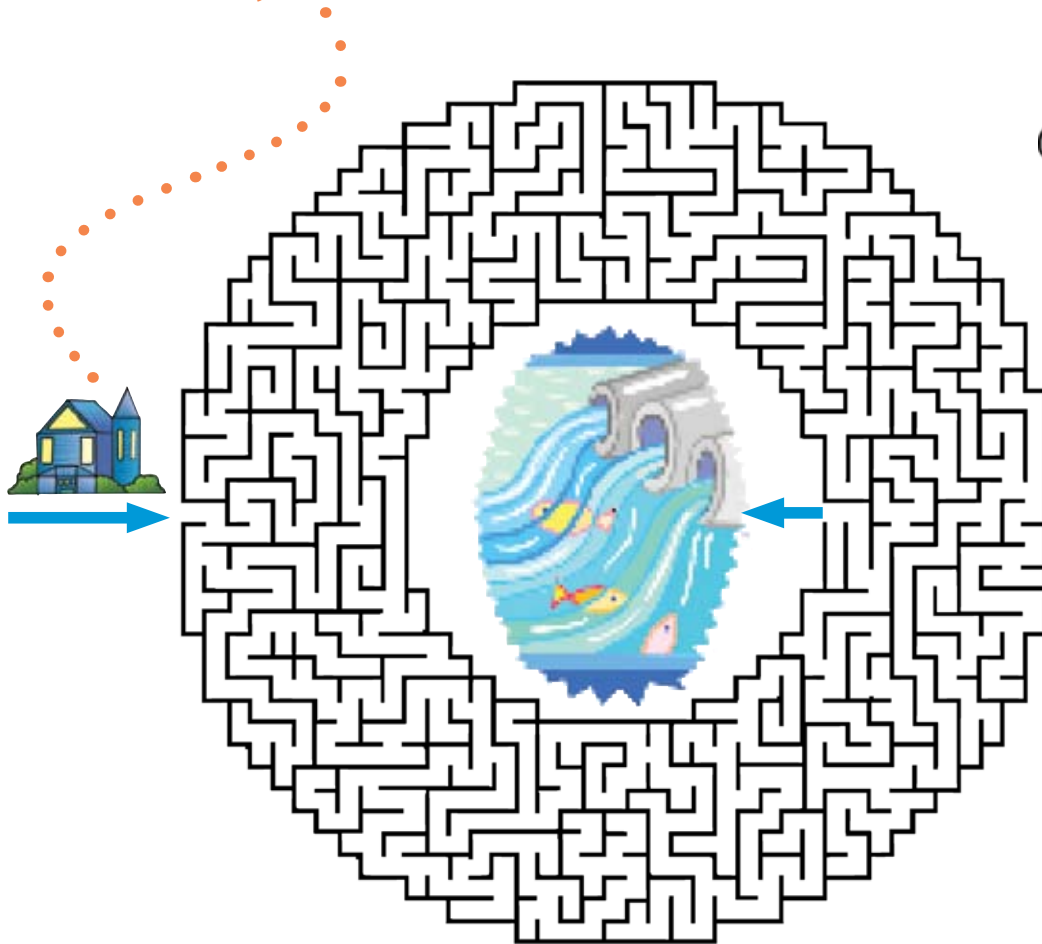
Household Hazardous Waste Event

Call 650-363-4718 or visit www.smhealth.org/hhw to make an appointment. See calendar insert for more information on where to dispose of used oil and other hazardous materials.

STORM DRAIN MAZE

Instructions: Be sure that only rain goes down the storm drain. Follow the stormwater pipes from you house to the creek.

Start at your house!




**A Storm Drain is NOT a Sewer
The Difference is Critical**

Water from Storm Drains goes directly to rivers and creeks!



EARTH FRIENDLY CROSSWORD



DOWN

- 2. If you buy one large bag of potato chips instead of 5 small bags, you are buying in _____.
- 3. Your world, surroundings, and source of life and health.
- 4. Fossil fuels, such as coal, oil, and natural gas that are used to manufacture products and heat our homes, come from the _____.
- 5. Many items found in your _____ can be recycled into valuable new products.
- 6. To collect used materials to make into new products rather than throwing them away.
- 9. To decrease the amount of trash you throw away.

ACROSS

- 1. A product can be considered _____ when it lasts a long time.
- 7. To use something again for the same purpose or a new purpose.
- 8. What a pile of decayed food scraps, leaves and grass turn into.
- 10. You can _____ old toys to needy children instead of throwing them away.
- 11. Comes in disposable and rechargeable varieties.

Answers:
1. durable 2. bulk 3. environment
4. earth 5. trash 6. recycle 7. reuse
8. compost 9. reduce 10. donate
11. batteries

Center Spread Top

Replace with "POSTER"

Center Spread Bottom

Replace with "POSTER"



Redwood City Marina

As the only deepwater port in the South Bay, the Port of Redwood City serves both cargo ships and recreational boaters. The Port operates Redwood City Marina, a 190-berth harbor with a launch ramp, sailing school, and other amenities. At all of the County's nine marinas, special care must be taken to protect water birds, fish, and marine mammals from pollution.

Clean boating practices:

- Place an absorbent pad in the bilge. Dispose of the pad in an oil collection bin, or at a hazardous waste collection center.
- Never apply detergent to an oil sheen on the water. Use absorbent pads or booms instead.
- Maintain all engine lines and hoses.
- Prevent fueling spills. Don't let the tank overflow, and use absorbent for drips.
- Recycle all oil, oil filters, paint, other chemicals, and batteries at an official collection center.
- Never discharge sewage overboard. Use pump outs instead.
- Use only bio-degradable, phosphate-free cleaning products.
- Secure plastics, styrofoam, and trash on board and recycle or dispose of it at shore-side.

Resources:

www.redwoodcityport.com
 www.coastal.ca.gov
 www.americanboating.org/clean.asp



Recycle Used Oil
 Call 1-800-CLEANUP

Funded by a Grant from the California Integrated Waste Management Board

JULY 2009

| SUN | MON | TUE | WED | THU | FRI | SAT |
|--|--|---------|---------|--------|--------------------------------------|-----------------------|
| JUNE 2009 S M T W T F S 1 2 3 4 5 6 7 8 9 10 11 12 13 14 15 16 17 18 19 20 21 22 23 24 25 26 27 28 29 30 | AUGUST 2009 S M T W T F S 1 2 3 4 5 6 7 8 9 10 11 12 13 14 15 16 17 18 19 20 21 22 23 24 25 26 27 28 29 30 31 | | 1 | 2 | 3 Independence Day (observed) | 4 Independence Day |
| 5 | 6 | 7 ○ | 8 | 9 | 10 | 11 |
| 12 | 13 | 14 | 15 ● | 16 | 17 | 18 |
| 19 | 20 | 21 | 22 ● | 23 | 24 | 25 |
| 26 | 27 | 28 ● | 29 | 30 | 31 | |



Peppers at Farmers' Market

Bell peppers can be grown successfully using organic farming methods. Organic farmers do not apply artificial pesticides or synthetic fertilizers to their crops or fields, or grow genetically modified organisms (GMOs). Instead, they use integrated pest management (IPM) techniques, crop rotation and other sustainable practices to manage pests, diseases, and soil quality.

These practices reduce water pollution, by using fewer chemicals that can run off into local waters. They also protect beneficial insects, birds, and other wildlife that are sensitive to the toxins in pesticides. Organic methods do not leave pesticide residues on your fruits and vegetables, so choosing organic produce also reduces your exposure to chemicals.

Support sustainable farming:

In the supermarket, look for the USDA organic seal. To find the freshest, most flavorful organic foods that are grown closest to you, shop at your local farmers' market or join a community supported agriculture (CSA) program. Supporting local family farms keeps your food dollar in your local economy, and helps to ensure that fresh, healthy food will be available in your area.

Resources:

www.foodnews.org
 www.localharvest.org
 www.foodsystemalliance.org
 www.freshasitgets.com



Recycle Used Oil
 Call 1-800-CLEANUP

Funded by a Grant from the California Integrated Waste Management Board

AUGUST 2009

| SUN | MON | TUE | WED | THU | FRI | SAT |
|---|---|-----|-----|---------|-----|---|
| JULY 2009 S M T W T F S 1 2 3 4 5 6 7 8 9 10 11 12 13 14 15 16 17 18 19 20 21 22 23 24 25 26 27 28 29 30 31 | SEPTEMBER 2009 S M T W T F S 1 2 3 4 5 6 7 8 9 10 11 12 13 14 15 16 17 18 19 20 21 22 23 24 25 26 27 28 29 30 | | | | | 1 |
| 2 | 3 | 4 | 5 | 6 ○ | 7 | 8 |
| 9 | 10 | 11 | 12 | 13 ◐ | 14 | 15 |
| 16 | 17 | 18 | 19 | 20 ● | 21 | 22 <small>Ramadan Begins</small> |
| 23 | 24 | 25 | 26 | 27 ◐ | 28 | 29 |
| 30 | 31 | | | | | |



Kayakers

San Mateo County's natural beauty includes 54 miles of coastline, and 32 miles of Bay shoreline, enjoyed by kayakers and other community members. With thirty-four watersheds draining through creeks and streams to the bay and ocean, a litter-free environment benefits us all – and requires us all to prevent pollution.

All types of trash imaginable – cigarette filters and cigar tips, beverage bottles and cans, straws, plastic bags, fishing line, and more – work their way into our waters. Litter from parking lots, streets, and freeways often winds up in storm drains that flow directly into our creeks, bay, and ocean. 60-80% is plastic, which never decomposes but merely breaks down into smaller pieces that endanger marine life.

California Coastal Cleanup Day

Take part in the largest water-quality volunteer event in California. In 2008, more than 3,800 volunteers collected almost 40,000 pounds of trash and recyclables from our county-wide creeks and shorelines.

On Saturday, September 19th join your friends, family, and neighbors to take care of your local environment, show community support, make a difference, and have fun!

Resources:

www.flowstobay.org
www.coast4u.org
www.algalita.org



Recycle Used Oil
Call 1-800-CLEANUP

Funded by a Grant from the California Integrated Waste Management Board

SEPTEMBER 2009

| SUN | MON | TUE | WED | THU | FRI | SAT |
|---|---|-----|-----|--------|---------|---------|
| <p>AUGUST 2009</p> <p>S M T W T F S</p> <p>1</p> <p>2 3 4 5 6 7 8</p> <p>9 10 11 12 13 14 15</p> <p>16 17 18 19 20 21 22</p> <p>23 24 25 26 27 28 29</p> <p>30 31</p> | <p>OCTOBER 2009</p> <p>S M T W T F S</p> <p>1 2 3</p> <p>4 5 6 7 8 9 10</p> <p>11 12 13 14 15 16 17</p> <p>18 19 20 21 22 23 24</p> <p>25 26 27 28 29 30 31</p> | 1 | 2 | 3 | 4 ○ | 5 |
| 6 | 7 Labor Day (observed) | 8 | 9 | 10 | 11 | 12 ● |
| 13 Grandparents Day | 14 POLLUTION PREVENTION WEEK | 15 | 16 | 17 | 18 ● | 19 |
| 20 Ramadan ends | 21 | 22 | 23 | 24 | 25 | 26 ● |
| 27 | 28 | 29 | 30 | | | |
| Yom Kippur Begins at Sundown | | | | | | |



Household Hazardous Waste Event

Call 650-363-4718 or visit www.smhealth.org/hhw to make an appointment. See calendar insert for more information on where to dispose of used oil and other hazardous materials.



Burrowing Owl

California supports one of the largest year-round populations of Burrowing Owls within North America. Known for their habit of perching at the entrance of their burrow during daylight hours, these small birds do not usually create their own burrows. Instead, they take up residence in burrows excavated by ground squirrels, gophers, and coyotes. In severely altered environments they have even been found nesting in culverts, pipes, buried junk and concrete rubble piles.

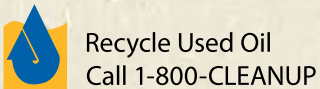
Over the past 60 years, the burrowing owl population in California has dropped markedly, due mainly to habitat loss and pesticide exposure (from attempts to poison ground squirrels). Efforts to study and to save the habitat of this California Species of Special Concern are underway.

Dealing with wildlife pests:

Practice the least toxic method available. Do not fumigate ground squirrel or gopher holes. Instead, use traps only if you know that the target animal is currently living there.

Resources:

www.ipm.ucdavis.edu
www.icwdm.org



Funded by a Grant from the California Integrated Waste Management Board

OCTOBER 2009

| SUN | MON | TUE | WED | THU | FRI | SAT | | | | | | | | | | | | | | | | | | | | | | | | | | | | | | | | | | | | | | | | | | | | | | | | | | | | | | | | | | | | | | | | | | | | | | | | | | | | | | | | | | | | | | |
|---|--------------|-----|-----|-----------------------|---------------|---------------|-------------------------------|--------------------------------|----|---|---|---|---|--|---|---|---|---|----|----|----|----|----|----|----|----|----|----|----|----|----|----|----|----|----|----|----|----|----|--|--|--|--|---|---|---|---|---|---|---|---|---|---|---|---|---|---|---|---|----|----|----|----|----|----|----|----|----|----|----|----|----|----|----|----|----|----|----|----|----|----|--|--|--|--|--|--|---|---------------|---|---------------|---|
| <p>SEPTEMBER 2009</p> <table border="1"> <tr><td>S</td><td>M</td><td>T</td><td>W</td><td>T</td><td>F</td><td>S</td></tr> <tr><td></td><td>1</td><td>2</td><td>3</td><td>4</td><td>5</td><td></td></tr> <tr><td>6</td><td>7</td><td>8</td><td>9</td><td>10</td><td>11</td><td>12</td></tr> <tr><td>13</td><td>14</td><td>15</td><td>16</td><td>17</td><td>18</td><td>19</td></tr> <tr><td>20</td><td>21</td><td>22</td><td>23</td><td>24</td><td>25</td><td>26</td></tr> <tr><td>27</td><td>28</td><td>29</td><td>30</td><td></td><td></td><td></td></tr> </table> | S | M | T | W | T | F | S | | 1 | 2 | 3 | 4 | 5 | | 6 | 7 | 8 | 9 | 10 | 11 | 12 | 13 | 14 | 15 | 16 | 17 | 18 | 19 | 20 | 21 | 22 | 23 | 24 | 25 | 26 | 27 | 28 | 29 | 30 | | | | <p>NOVEMBER 2009</p> <table border="1"> <tr><td>S</td><td>M</td><td>T</td><td>W</td><td>T</td><td>F</td><td>S</td></tr> <tr><td>1</td><td>2</td><td>3</td><td>4</td><td>5</td><td>6</td><td>7</td></tr> <tr><td>8</td><td>9</td><td>10</td><td>11</td><td>12</td><td>13</td><td>14</td></tr> <tr><td>15</td><td>16</td><td>17</td><td>18</td><td>19</td><td>20</td><td>21</td></tr> <tr><td>22</td><td>23</td><td>24</td><td>25</td><td>26</td><td>27</td><td>28</td></tr> <tr><td>29</td><td>30</td><td>31</td><td></td><td></td><td></td><td></td></tr> </table> | S | M | T | W | T | F | S | 1 | 2 | 3 | 4 | 5 | 6 | 7 | 8 | 9 | 10 | 11 | 12 | 13 | 14 | 15 | 16 | 17 | 18 | 19 | 20 | 21 | 22 | 23 | 24 | 25 | 26 | 27 | 28 | 29 | 30 | 31 | | | | | | | 1 | San Mateo | 2 | San Mateo | 3 |
| S | M | T | W | T | F | S | | | | | | | | | | | | | | | | | | | | | | | | | | | | | | | | | | | | | | | | | | | | | | | | | | | | | | | | | | | | | | | | | | | | | | | | | | | | | | | | | | | | | | |
| | 1 | 2 | 3 | 4 | 5 | | | | | | | | | | | | | | | | | | | | | | | | | | | | | | | | | | | | | | | | | | | | | | | | | | | | | | | | | | | | | | | | | | | | | | | | | | | | | | | | | | | | | | | |
| 6 | 7 | 8 | 9 | 10 | 11 | 12 | | | | | | | | | | | | | | | | | | | | | | | | | | | | | | | | | | | | | | | | | | | | | | | | | | | | | | | | | | | | | | | | | | | | | | | | | | | | | | | | | | | | | | |
| 13 | 14 | 15 | 16 | 17 | 18 | 19 | | | | | | | | | | | | | | | | | | | | | | | | | | | | | | | | | | | | | | | | | | | | | | | | | | | | | | | | | | | | | | | | | | | | | | | | | | | | | | | | | | | | | | |
| 20 | 21 | 22 | 23 | 24 | 25 | 26 | | | | | | | | | | | | | | | | | | | | | | | | | | | | | | | | | | | | | | | | | | | | | | | | | | | | | | | | | | | | | | | | | | | | | | | | | | | | | | | | | | | | | | |
| 27 | 28 | 29 | 30 | | | | | | | | | | | | | | | | | | | | | | | | | | | | | | | | | | | | | | | | | | | | | | | | | | | | | | | | | | | | | | | | | | | | | | | | | | | | | | | | | | | | | | | | | |
| S | M | T | W | T | F | S | | | | | | | | | | | | | | | | | | | | | | | | | | | | | | | | | | | | | | | | | | | | | | | | | | | | | | | | | | | | | | | | | | | | | | | | | | | | | | | | | | | | | | |
| 1 | 2 | 3 | 4 | 5 | 6 | 7 | | | | | | | | | | | | | | | | | | | | | | | | | | | | | | | | | | | | | | | | | | | | | | | | | | | | | | | | | | | | | | | | | | | | | | | | | | | | | | | | | | | | | | |
| 8 | 9 | 10 | 11 | 12 | 13 | 14 | | | | | | | | | | | | | | | | | | | | | | | | | | | | | | | | | | | | | | | | | | | | | | | | | | | | | | | | | | | | | | | | | | | | | | | | | | | | | | | | | | | | | | |
| 15 | 16 | 17 | 18 | 19 | 20 | 21 | | | | | | | | | | | | | | | | | | | | | | | | | | | | | | | | | | | | | | | | | | | | | | | | | | | | | | | | | | | | | | | | | | | | | | | | | | | | | | | | | | | | | | |
| 22 | 23 | 24 | 25 | 26 | 27 | 28 | | | | | | | | | | | | | | | | | | | | | | | | | | | | | | | | | | | | | | | | | | | | | | | | | | | | | | | | | | | | | | | | | | | | | | | | | | | | | | | | | | | | | | |
| 29 | 30 | 31 | | | | | | | | | | | | | | | | | | | | | | | | | | | | | | | | | | | | | | | | | | | | | | | | | | | | | | | | | | | | | | | | | | | | | | | | | | | | | | | | | | | | | | | | | | |
| 4 ○ | 5 | 6 | 7 | 8 | San Mateo | 9 | San Mateo Redwood City | 10 | | | | | | | | | | | | | | | | | | | | | | | | | | | | | | | | | | | | | | | | | | | | | | | | | | | | | | | | | | | | | | | | | | | | | | | | | | | | | | | | | | | | |
| 11 ◐ | 12 | 13 | 14 | 15 | San Mateo | 16 | San Mateo Pacifica | 17 | | | | | | | | | | | | | | | | | | | | | | | | | | | | | | | | | | | | | | | | | | | | | | | | | | | | | | | | | | | | | | | | | | | | | | | | | | | | | | | | | | | | |
| | Columbus Day | | | | | | | | | | | | | | | | | | | | | | | | | | | | | | | | | | | | | | | | | | | | | | | | | | | | | | | | | | | | | | | | | | | | | | | | | | | | | | | | | | | | | | | | | | | |
| 18 ● | 19 | 20 | 21 | So. San Francisco | 22 | San Mateo | 23 | San Mateo Half Moon Bay | 24 | | | | | | | | | | | | | | | | | | | | | | | | | | | | | | | | | | | | | | | | | | | | | | | | | | | | | | | | | | | | | | | | | | | | | | | | | | | | | | | | | | | |
| | | | | | | | | United Nations Day | | | | | | | | | | | | | | | | | | | | | | | | | | | | | | | | | | | | | | | | | | | | | | | | | | | | | | | | | | | | | | | | | | | | | | | | | | | | | | | | | | | | |
| 25 | 26 ◑ | 27 | 28 | 29 | San Mateo | 30 | San Mateo Menlo Park | 31 | | | | | | | | | | | | | | | | | | | | | | | | | | | | | | | | | | | | | | | | | | | | | | | | | | | | | | | | | | | | | | | | | | | | | | | | | | | | | | | | | | | | |
| | | | | | | | | Halloween | | | | | | | | | | | | | | | | | | | | | | | | | | | | | | | | | | | | | | | | | | | | | | | | | | | | | | | | | | | | | | | | | | | | | | | | | | | | | | | | | | | | |



Great Blue Heron

NOVEMBER 2009

The great blue heron is an adaptable and elegant bird whose large size enables it to feed on a variety of prey – from large fish to tiny insects. Motor oil that spills directly in our waterways, or washes off of pavements into stormdrains, endangers herons in two ways. A large spill can kill them by coating their feathers. But even small spills are harmful, adding toxins to everything the herons eat.

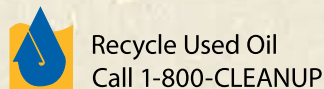
Changing your car or boat oil:

- Always use a drip pan.
- After draining the oil, close the drain plug and check for leaks.
- Carefully pour the oil from the drip pan into a clean plastic container with a tight-fitting lid.
- Drain the oil filter for at least 12 hours into the used oil container.
- Reuse your drip pan – do not rinse any oil down the drain or into your yard.
- If you spill any oil, use absorbent material like sawdust or cat litter to clean it up.
- Take the used oil and filter to a free collection center near you.

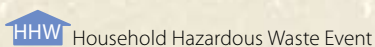
Resources:

www.flowstobay.org
 1-800-CLEANUP
 2009 calendar pullout
 www.earth911.org

| SUN | MON | TUE | WED | THU | FRI | SAT |
|---|---------|--------------|--|---------------------|---|----------------------------------|
| 1 | 2 ○ | 3 | 4 | 5 | HHW San Mateo 6 | HHW San Mateo 7 |
| Daylight Saving Time Ends Dia de los Muertos | | Election Day | | | | |
| 8 | 9 ● | 10 | 11 | HHW San Bruno 12 | HHW San Mateo 13 | HHW San Mateo Daly City 14 |
| | | | Veterans Day | | | |
| 15 | 16 ● | 17 | 18 | 19 | HHW San Mateo 20 | HHW San Mateo Pacifica 21 |
| America Recycles Day | | | | | | |
| 22 | 23 | 24 ● | 25 | 26 | 27 | 28 |
| | | | | Thanksgiving Day | Buy Nothing Day | |
| 29 | 30 | | OCTOBER 2009 S M T W T F S 1 2 3 4 5 6 7 8 9 10 11 12 13 14 15 16 17 18 19 20 21 22 23 24 25 26 27 28 29 30 31 | | DECEMBER 2009 S M T W T F S 1 2 3 4 5 6 7 8 9 10 11 12 13 14 15 16 17 18 19 20 21 22 23 24 25 26 27 28 29 30 31 | |



Funded by a Grant from the California Integrated Waste Management Board



Call 650-363-4718 or visit www.smhealth.org/hhw to make an appointment. See calendar insert for more information on where to dispose of used oil and other hazardous materials.



California Native Oak

Native California Oak trees offer incredible abundance to wildlife. Every part of the tree – leaves, twigs, sap, acorns, roots and pollen – provide food and shelter. The canopy's trunk, limbs, and branches provide shelter for nesting birds, while bark and limbs are the perfect place for insects to lay their eggs. Moist leaf litter and soil surrounding the oaks provides habitat for over 80 species of amphibians and reptiles that feed on insects and larvae living in the soil. Acorns are a part of the diet of 37 mammal species including feral pigs, squirrels, bear, and deer.

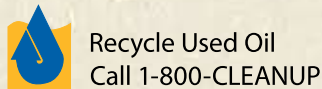
Native plant species like the California oaks have co-evolved with native animals and insects, adapting over centuries to local climate conditions. As rainfall patterns and seasonal temperatures change, they struggle to compete with non-native species brought here by accident or for decoration.

Choose native plants:

Increasingly, landscapers and homeowners select drought tolerant, pest resistant plants that do not require synthetic fertilizers.






Resources:

www.cnps.org
www.calflora.org
www.cool-it.us



Funded by a Grant from the California Integrated Waste Management Board

DECEMBER 2009

| SUN | MON | TUE | WED | THU | FRI | SAT |
|---|--|-----|----------------|-----------|---|---|
| <p>NOVEMBER 2009</p> <p>S M T W T F S</p> <p>1 2 3 4 5 6 7</p> <p>8 9 10 11 12 13 14</p> <p>15 16 17 18 19 20 21</p> <p>22 23 24 25 26 27 28</p> <p>29 30</p> | <p>JANUARY 2010</p> <p>S M T W T F S</p> <p>1 2</p> <p>3 4 5 6 7 8 9</p> <p>10 11 12 13 14 15 16</p> <p>17 18 19 20 21 22 23</p> <p>24 25 26 27 28 29 30</p> <p>31</p> | 1 | 2 ○ | 3 |  4 |  5 |
| 6 | 7 Pearl Harbor Day | 8 | 9 ● | 10 |  11 Hanukkah Begins at Sundown |  12 |
| 13 | 14 | 15 | 16 ● | 17 |  18 Islamic New Year |  19 |
| 20 | 21 | 22 | 23 | 24 ● | 25 | 26 |
| | First Day of Winter | | Noche Buena | Christmas | Kwanzaa Begins | |
| 27 | 28 | 29 | 30 | 31 ○ | | |
| | | | New Year's Eve | | | |



Where's the recycling chart?!

Convenient options for safe, legal disposal of used motor oil and automotive supplies, latex paint, fluorescent lights, and batteries are too numerous to fit here, anymore. Look for the pull-out poster inside. You can also find it online at www.flowstobay.org, with new location updates monthly.

Green Business



Going above and beyond to reduce waste, prevent pollution, and conserve resources at your business? Get certified by the County!

Want to shop at green businesses in your neighborhood? Find them online at:

www.recycleworks.org/green_business

ABOUT SAN MATEO COUNTY'S GREEN BUSINESS PROGRAM

The Green Business Program is a successful partnership between the Cities, and County, environmental agencies and utility companies that assist, recognize and promote businesses and government agencies that volunteer to operate in a more environmentally responsible way. To be certified "Green," participants must be in compliance with all state and local regulations and meet program standards for conserving resources, preventing pollution and minimizing waste. Similar programs are operated by Counties throughout the Bay Area, with oversight and support by the Association of Bay Area Governments. (www.abag.org)

Take it Back!

Lots of products you use cannot safely be thrown away. Some can be recycled, or picked up with your curbside recycling.

For household batteries and fluorescent bulbs, some County residents can use curbside services, and some cannot.



Another convenient, free option is to take them back to your local retail store. To find one near you, check the pullout poster inside, or search online at www.flowstobay.org

Can't Take it Back? Bring it to Us!

If it's "Too Toxic to Trash," can't be recycled, and can't go back to a retail store, bring it to the County's HHW program. It's free, and there's a location near you.



To make an appointment: 650-363-4718 or online at www.smhealth.org/hhw

Questions? Call us at 650-372-6200



Green Portal

Your one-stop online resource for:

- Information on all the County's actions to reduce its own carbon footprint
- Ways to get involved in County workgroups and community events
- Tips on how to green your home and work

www.co.sanmateo.ca.us/green



Hey Harold, have you taken the survey yet?

Help us make County environmental programs better by telling us what you want to learn about, how you use our services, and changes that would make being 'green' easier for you.

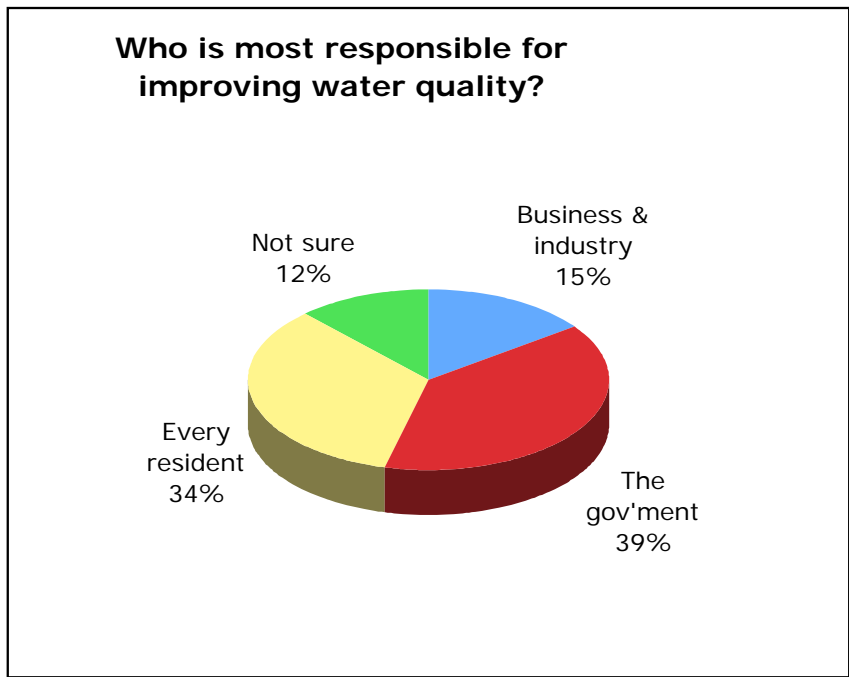
A few minutes to share your ideas and opinions can make a big difference.

Take the survey online at www.flowstobay.org or call 650-372-6200 to have one mailed to you.

Report of Findings

Water Quality

Respondents were initially asked who they felt was most responsible for improving water quality in San Mateo County, business and industry, the government, or every resident.



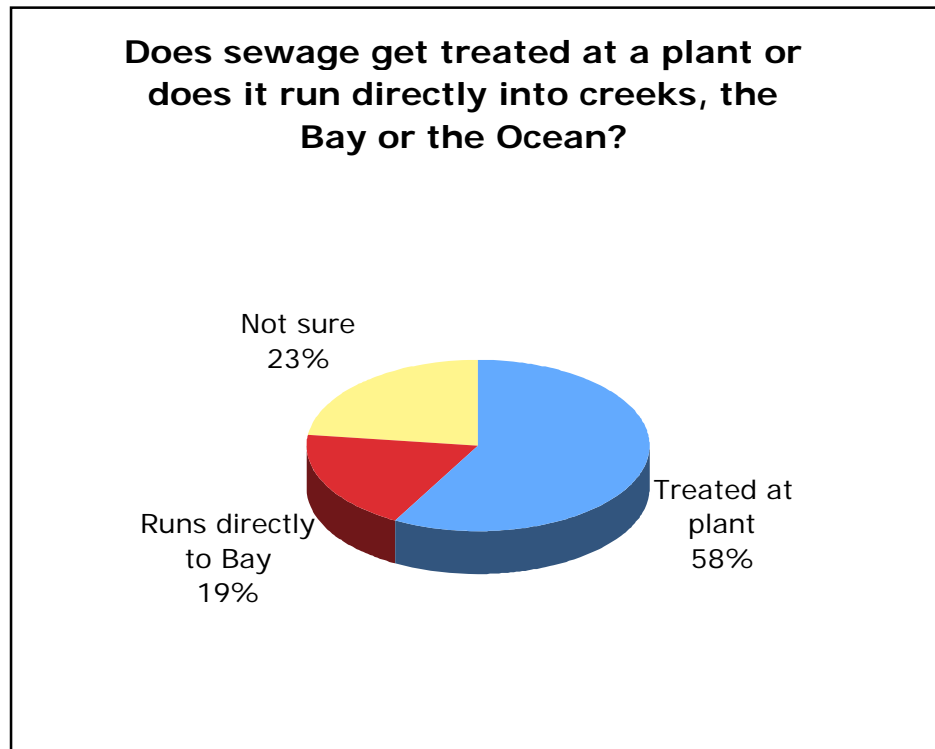
Respondents split evenly, with approximately 35 percent believing the government and every resident were each responsible. Business and industry was a distant third at 15 percent.

Those who believed the government was most responsible were most likely to include those who do not use less toxic pesticides, those with incomes of \$75,000 or more, those who recalled seeing signs in stores about less toxic products, those aged 45-to-54 and African Americans. Those who believed every resident is most responsible were most likely to include those with incomes between \$25,000 and \$75,000, Latinos, Coastside residents and those aged 65 or more.

A very similar question was asked in the 2001 survey. At that time, 43 percent believed the government was most responsible, 21 percent believed every resident was most responsible and 16 percent believed business and industry was most responsible. In addition, another 15

percent believed all three were responsible. The significant changes between 2001 and 2009 is that more respondents are now willing to accept that every resident is most responsible with less prime responsibility assigned to the government.

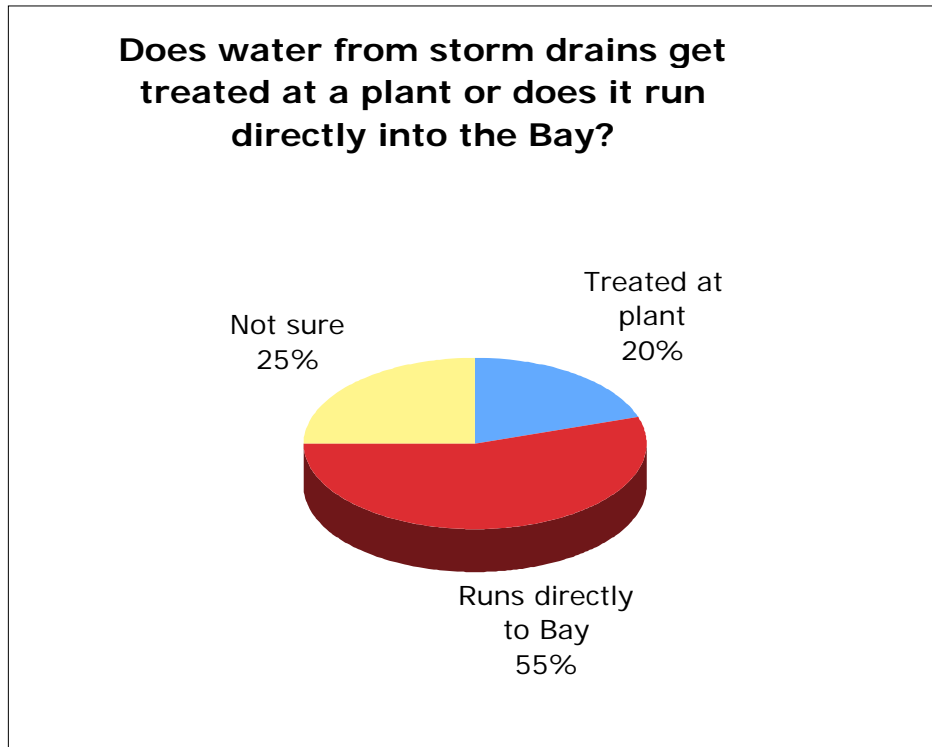
Respondents were asked whether water from peoples' kitchens and bathrooms is treated at a sewage treatment plant or whether it runs directly into creeks, the Bay or the Ocean.



By better than three-to-one, the respondents believed water from bathrooms and kitchens is treated at a sewage treatment plant. Nevertheless, one in five believed it runs directly into a creek, the Bay or the Ocean and 23 percent were not sure. Those who believed this water is treated at a plant were most likely to include respondents with incomes of \$75,000 or more, those who use less toxic pesticides and other forms of pest control, those who know water from washing cars runs into creeks, the Bay or the Ocean and residents of the Central Bayside area. Those who believed that this water runs directly into creeks, the Bay or the Ocean were most likely to include those who responded to the survey questions in Spanish, Asians and Asian language speakers and those earning less than \$75,000.

Somewhat fewer respondents believed water from bathrooms and kitchens is treated than respondents to the 2001 survey. At that time, 66 percent believed the water was treated and only 12 percent believed it ran directly into other bodies of water.

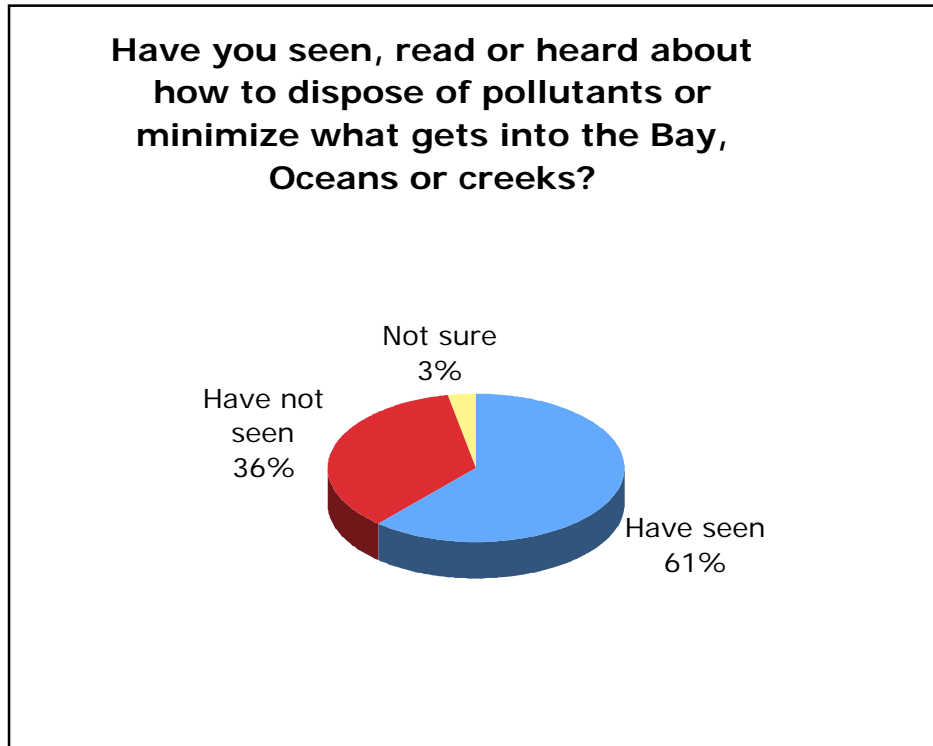
This question was followed by asking respondents whether they thought water that runs into storm drains is treated at a sewage treatment plant or whether it runs directly into creeks, the Bay or the Ocean.



More than half the respondents (55 percent) believed water from storm drains runs directly into creeks, the Bay or the Ocean. Only 20 percent believed it gets treated at a sewage treatment plant and 25 percent were not sure. Those who believed storm water is treated were most likely to include Latinos, those aged 18-to-34, Coastside residents, those who speak Asian languages and men. Those who believed storm water runs directly into the Bay were most likely to include those who had seen signs in stores for less toxic pesticides, those who had not used other methods to control pests and those with incomes of \$75,000 or more.

Results from this question were very similar to an identical question asked in 2001. At that time, 19 percent believed water from storm drains was treated at a plant while 51 percent believed it runs directly into creeks, the Bay and the Ocean. Twenty-nine percent were not sure.

Respondents were then asked if they had seen, heard or read anything about how people can properly dispose of pollutants or minimize what gets into the creeks, the Bay or the Ocean.



Sixty-two percent said they had and 36 percent said they had not seen anything, with the remaining two percent unsure. Again, these responses were similar to those in the 2001 study where 64 percent had, 35 percent had not and one percent was unsure.

Respondents who had seen, read or heard about how to minimize pollutants were most likely to include those who also had seen signs in stores, those who used less toxic pesticides and those with incomes of more than \$150,000. Those who had not seen, read or heard about this were most likely to include African-Americans, those with incomes under \$25,000, those aged 18-to-34, renters and Asians.

Respondents were asked a similar question about seeing the “No Dumping, Flows to Bay or Ocean” message printed above storm drains. Seventy percent of the respondents reported seeing these messages while 28 percent said they had not seen them. Two percent were unsure. These results were identical to those in 2001 when 70 percent had seen them and 29 percent had not.

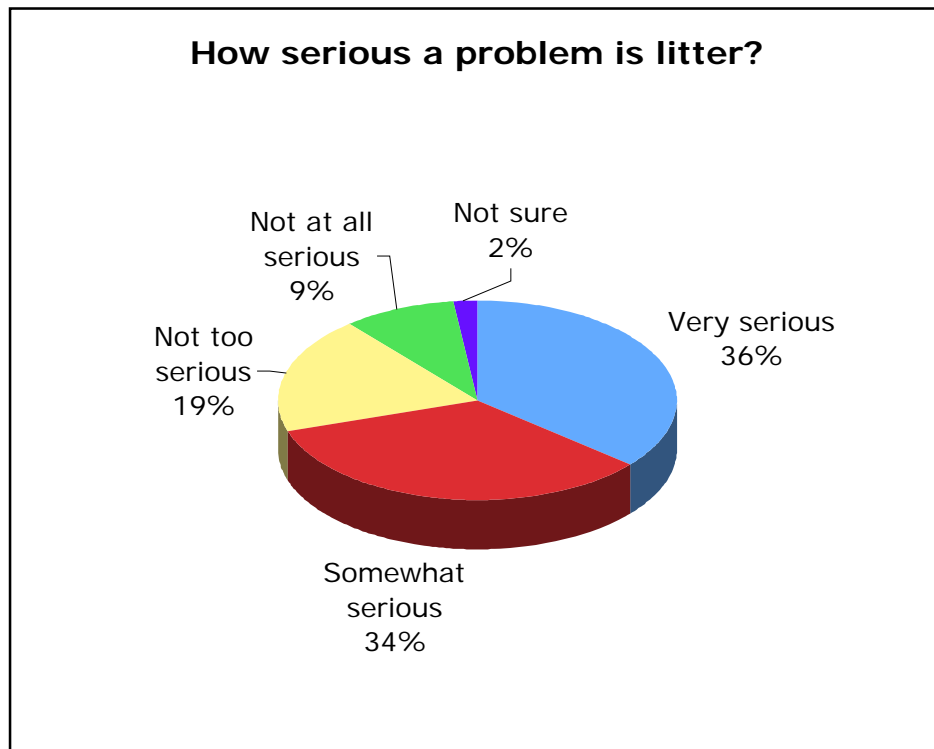
Respondents who had seen these messages were most likely to include those with incomes above \$75,000 and those who used methods other than pesticides. Those who had not seen these messages were most likely to include respondents aged 65 and over, those with incomes under \$75,000 and African Americans.

Next, respondents were asked what they were doing to prevent water pollution based on what they may have learned recently. First and second responses were recorded but 70 percent gave only a single response and 17 percent of those or 67 respondents said they were doing nothing to prevent water pollution. Here are the combined first and second responses from the 400 survey respondents:

| | |
|--|--------------|
| Using fewer hazardous products | 82 responses |
| Not dumping into storm drains | 80 |
| Increasing recycling | 61 |
| Properly disposing hazardous products | 56 |
| Watering less | 44 |
| Using less fertilizer or pesticide | 25 |
| Picking up litter I see | 24 |
| Taking car to car wash | 24 |
| Not using the disposal | 5 |
| Calling or using Web to get disposal info. | 4 |
| Putting cigarette butts in trash | 3 |
| Reading labels on product containers | 3 |

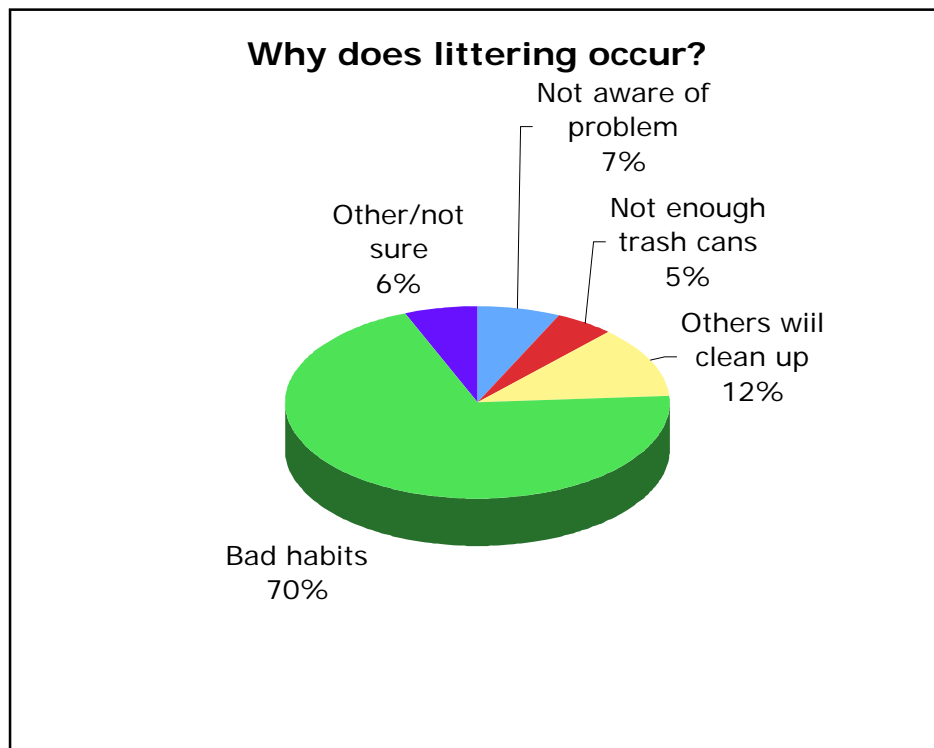
Litter

Respondents then were asked three questions about litter. The first was how serious a problem is litter.



Seventy percent of the respondents said litter was either a very serious or somewhat serious problem. Only 28 percent said it was either not too serious or not at all serious. Those who felt the problem was serious were most likely to include those who had recalled seeing signs about less toxic pesticides and those who use less toxic ones, those aged 18-to-34, those who had not used other methods of treating pests, Coastside residents and those in the \$75,000 to \$150,000 income range. Those who said litter was not a serious problem were most likely to include those who do not use less toxic pesticides, those with incomes higher than \$150,000, Asians, North Bayside residents, those who had not seen signs about less toxic pesticides and those aged 65 or more.

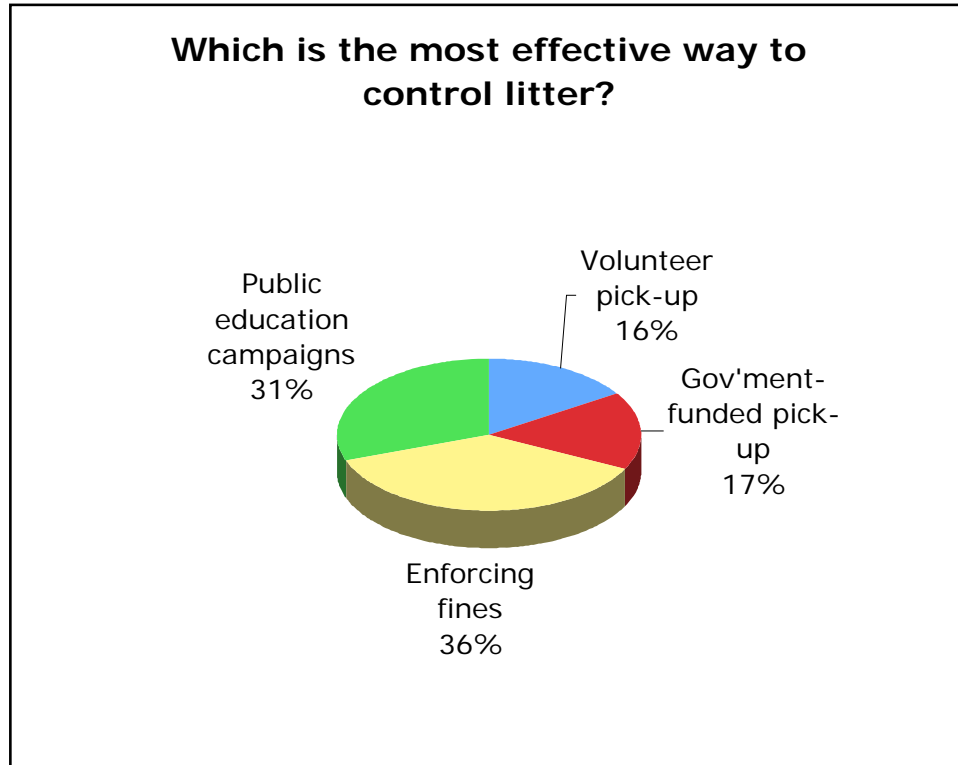
Next, respondents were asked why they think littering occurs. They were asked to choose between four options.



Seventy percent thought that bad habits were responsible and the other reasons offered drew relatively few responses. The belief that other people will clean up drew 11.5 percent of the responses, lack of awareness of a litter problem drew seven percent and lack of enough trash cans received only five percent.

Those most likely to think bad habits was the reason littering occurs were most likely to include those who answered the survey questions in Spanish, Central and North Bayside residents, those aged 65 or more and those who had seen, heard or read about proper disposal of pollutants.

When asked which is the most effective way to control litter, enforcement of fines and public education programs were seen as preferable to either volunteer or government-funded pick up programs.




Enforcing fines was the choice of 36 percent of the respondents followed closely by public education campaigns at 31 percent. Government-sponsored pick-up programs were supported by 17 percent of the respondents while 16 percent preferred volunteer pick-up programs.

Fines were most likely to be supported by respondents with incomes of \$50,000 or more, those not using less toxic pesticides, Asians and those in the 18-to-34 and 45-to-54 age groups. Public education was most likely to be supported by respondents who recalled seeing signs for less toxic pesticides, those aged 65 or more, African Americans and Spanish speakers. Those who preferred pick-up programs tended to include San Mateo City residents, those aged 35-to-44 and those with incomes of less than \$50,000.

Pesticides

Turning to the subject of pesticides, respondents were asked if they use them in their home or garden.



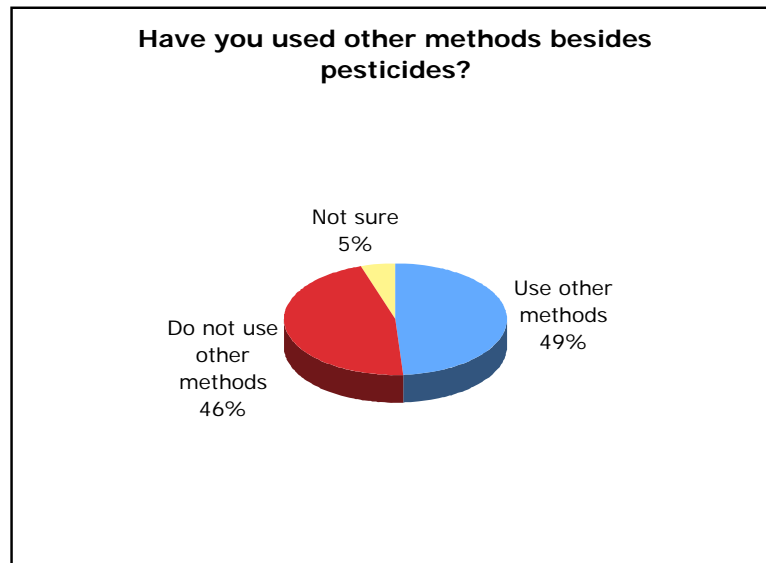
Only 15 percent of the respondents reported using pesticides. Seventeen percent of homeowners sampled reporting pesticide use but only six percent of renters reported using pesticides. Those using pesticides were most likely to include those who both use and do not use less toxic pesticides, those who both used and did not use other methods of pest control and those who both had and had not seen signs about less toxic pesticides. Those who reported not using pesticides were most likely to include Latinos, Coastside residents, those with incomes under \$25,000, Asian language speakers, those aged 18-to-34 and renters.

When those respondents who said they used pesticides were asked if they purchased pest control products that are labeled as less toxic, two-thirds said that they did.



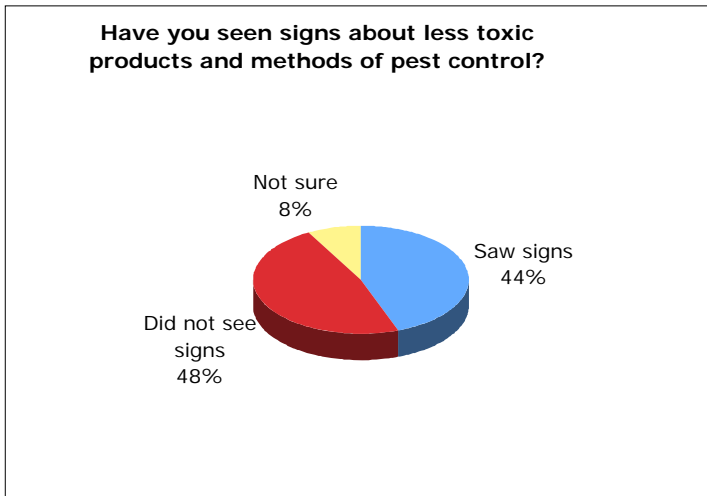
Respondents who said they purchase less toxic products were most likely to include those who speak Asian languages, those with incomes under \$25,000 and above \$50,000, those who reported seeing signs in stores about less toxic products, those who thought business and industry should be most responsible for water quality and those aged 55-to-64. Respondents who said they do not purchase less toxic products were most likely to include renters, those in the \$75,000 to \$150 income range, those aged 18-to 34, Latinos and African Americans.

Half the respondents who reported using pesticides said they used other methods besides pesticides to control insects or other pests.



Respondents who used other methods were most likely to include African Americans, Spanish speakers, those with incomes between \$50,000 and \$75,000, people who use social networking websites and North Bayside residents. Those who did not use other methods besides pesticides were most likely to include Latinos, Asians, those with incomes under \$50,000 and those who thought residents should be most responsible for water quality.

Respondents who used pesticides were evenly split between those who had seen signs that identify less toxic products or other methods of pest control and those who had not seen them.



Those who stated that they had seen signs were most likely to include Spanish speakers, those who purchased less toxic products, those in the \$25,000-to-\$75,000 income range and San Mateo City residents. Those who had not seen signs were most likely to include African Americans, those with incomes under \$25,000 those who had not seen anything about proper disposal of pollutants and those who did not use less toxic products or other means of pest control.

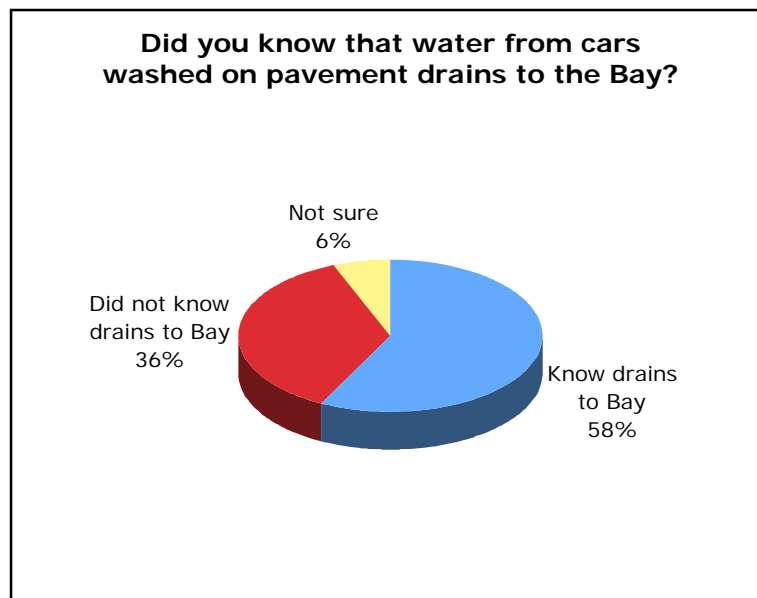
Car Washing



Turning to car washing, respondents were first asked if they washed their cars themselves or whether they took them to a car wash.

More than half the respondents took their cars to car wash places, a third wash them themselves at home and nine percent of the respondents said they did not have a car. Those who took their cars to a car wash were most likely to include African Americans, those in the \$75,000-to-\$150,000 income range, those who did not know water from washing cars on pavement drains directly into the Bay, those in the 35-to-44 age group, South Bayside residents and Latinos. Those who washed their cars at home were most likely to include those who recalled seeing signs about less toxic pesticides, North Bayside residents, those who both used and did not use less toxic pesticides, those who used other forms of pest control and those aged 55-to-64.

All respondents, except those who do not have cars, were then asked if they knew that water from washing cars on pavement goes directly into storm drains and goes directly into the Bay, the Ocean or creeks rather than being treated first.



Fifty-seven percent of respondents said they know this, 36 percent said they did not while six percent were unsure. Those who wash their cars themselves at home knew this to a somewhat greater extent than others. Of this subgroup, 59 percent said they knew this and 33 percent did not. Respondents who knew that this water drains directly to the Bay were more likely to include those with incomes of \$75,000 or more, those who do not use either less toxic pesticides or other means of controlling pests and those who use social networking websites. Those who did not know that this water drained directly were most likely to include Asians, those who had not seen anything about proper disposal of pesticides, renters, those with incomes of less than \$25,000 and African Americans.

General and Demographic Questions

The final section of the survey asked more general informational and demographic questions. When asked where they go to get information about good environmental practices, respondents said the following:

| | |
|------------|-----|
| Television | 39% |
| Newspaper | 25 |
| Internet | 22 |
| Radio | 7 |
| Friends | 5 |

Fifteen percent said they got this information elsewhere and five percent were unsure.

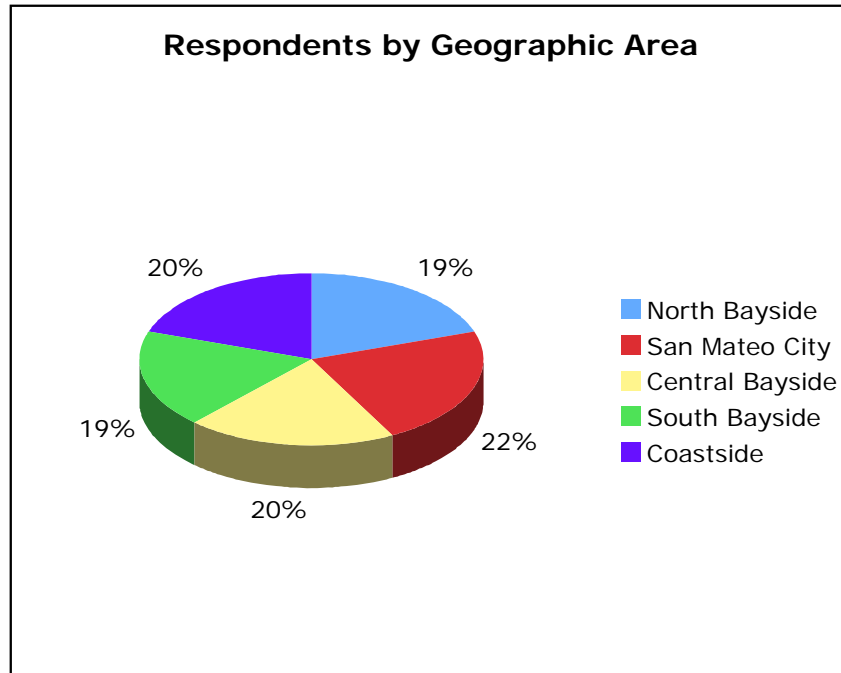
When asked if they used social networking websites like Twitter, Facebook, MySpace and LinkedIn, 28 percent said that they did while 71 percent said that they did not. Those that did were most likely to include those aged 18-to-34, those who used other methods besides pesticides, those that did not use less toxic products, those with incomes of \$75,000 or more and African Americans.

Only seven percent of the respondents said that they had ever visited the County's water pollution prevention website, flowstobay.org. Respondents who had were most likely to include those who used less toxic pesticides, those who had seen signs about them and those who used other methods of pest control.

Seventy-four percent of the respondents were homeowners, 33 percent were college graduates and the ages of respondents broke down as follows:

| | |
|-------------|----|
| 18-to-24 | 5% |
| 25-to-34 | 9 |
| 35-to-44 | 18 |
| 45-to-54 | 22 |
| 55-to-64 | 26 |
| 65 and over | 16 |
| Reused | 4 |

By geographic area, respondents were divided as follows. The definitions of these areas by city and community are noted on the introductory page of this report.



By racial or ethnic identification, 64 percent of the respondents said they were white, 14 percent said they were Latino or Hispanic, 10 percent said they were Asian or Pacific islander excluding Filipino, three percent said they were African American and two percent said they were Filipino. The remaining 10 percent were from other backgrounds or declined to provide this information.

When asked what languages they speak at home, 91 percent said they spoke English, 13 percent Spanish, three percent Chinese, two percent Tagalog and one percent each said they spoke Korean or Japanese. Seven percent said they spoke other languages. Respondents were able to provide multiple answers to this question.

The final question asked what about income levels. Respondents were asked to stop the interviewer when he or she reached the category that included their total 2008 gross household income.

| | |
|------------------------|-----|
| \$25,000 and under | 13% |
| 25,001 to \$50,000 | 15 |
| 50,001 to \$75,000 | 16 |
| \$75,001 to \$100,000 | 8 |
| \$100,001 to \$150,000 | 7 |
| \$150,001 or more | 8 |

Finally, 49 percent of respondents were male and 51 percent were female and 96 percent of the interviews were conducted in English and four percent were in Spanish.

Conclusions

- 39% of respondents believe the government is most responsible for improving water quality while 34% believe every resident is most responsible. Business and industry is a distant third at 15%.
- This is a significant shift from results of the 2001 survey where 46% believed government was most responsible and only 21 percent believed every resident was most responsible. Like this year's survey, 15% believed business and industry was most responsible. The 2001 survey gave respondents the ability to assign joint responsibility and 15% said all three were most responsible.
- While 58% believe bathroom and kitchen wastewater is treated, this is down from the 2001 results when 66% believed it was treated. Today, 19% believe this water flows directly to the Bay, Ocean or creeks.
- Just over half the respondents know water from storm drains flows directly to the Bay, Ocean or creeks. 20% believe this water is treated first. Results were very similar to the 2001 responses.
- 60% of the respondents reported seeing information on the proper disposal of pollutants. Again, these results were very similar to those from 2001.
- 70% reported seeing no dumping messages on storm drains. This was identical to the 2001 result.
- 82% of the respondents said they are using fewer hazardous products. 80 percent said they were not dumping them into storm drains and 61 percent said they were recycling more. (It should be noted that respondents volunteered these answers in response to a question about what they were doing to prevent water pollution and this question closely followed ones about pollutants and storm drains.)
- 70% of the respondents said litter is a serious problem.
- 70% also said litter is due to people's bad habits as opposed to lack of awareness, a belief that others will clean up or lack of sufficient trashcans.
- Enforcing fines and public education programs were considered more effective than litter pick up programs.
- Only 15% of respondents reported using pesticides and two-thirds of that group said they are using less toxic ones.
- Half the pesticide users also said they are using other methods of controlling pests.

- Pesticide users split evenly between those who had seen signs about less toxic products and other means of controlling pests and those who had not seen signs.
- 57% of respondents reported using commercial car washes while 32 percent said they wash their car themselves at home.
- 58% of car owners know water from washing cars on pavement drains directly to the Bay, the Ocean or creeks while 36% said they did not know this.

What if it Breaks?

San Mateo County recommends these cleanup procedures, based on State and Federal EPA guidelines.

- #1 **Open a window** and leave the room for 15 minutes or more.
- #2 **Cleanup the broken fragments...**

On a hard surface...

Carefully scoop up the fragments and powder with stiff paper or cardboard and place them in a sealed plastic bag. Use disposable rubber gloves, if available (i.e., do not use bare hands). Wipe the area clean with damp paper towels or disposable wet wipes and place them in the plastic bag. Do not use a broom to clean up the broken bulb on hard surfaces.

On a rug or carpet...

Do not use a vacuum cleaner! A vacuum will spread the mercury over a larger area, resulting in ineffective cleanup & health risks to you. Instead of vacuuming, wear latex gloves and carefully clean up the fragments **following the steps above for hard surfaces**. Sticky tape (such as duct tape) can be used to pick up small pieces and powder.

- #3 **Place all cleanup materials & bulb in a second sealed plastic bag.** Place the first bag in a second sealed plastic bag. Wash your hands after handling.
- #4 **Make an appointment** to take it to a County Household Hazardous Waste Event .

Contact San Mateo County Household Hazardous Waste (HHW) Program for broken fluorescent lighting disposal. Call (650) 363-4718, or make an appointment online at www.smhealth.org/hhw.

We Are All Partners!

ENVIRONMENTAL HEALTH
SAN MATEO COUNTY



Protecting Our Health and Environment

CALIFORNIA ENVIRONMENTAL PROTECTION AGENCY
**INTEGRATED WASTE
MANAGEMENT BOARD**



Department of Toxic
Substances Control



**Pacific Gas and
Electric Company**®

Funding for this brochure is provided by the California utility customers administered by PG&E, under the auspices of the California Public Utilities Commission. PG&E is committed to being a leader in protecting and preserving the environment and urges customers to act responsibly with proper cleanup and disposal of broken or used fluorescent lights.

Sesame Street ® and associated characters, trademarks and design elements are owned and licensed by Sesame Workshop. ™/© 2009 Sesame Workshop. All Rights Reserved.

Fluorescent Lights



**Not in the Trash Can!
Not in the Curbside
Recycle Bin!**



Fluorescent Bulbs : Energy Efficiency & Environmental Protection

Fluorescent lights save electricity; making them a good choice for energy conservation. However, they do contain a very small amount of mercury sealed within the glass tubing, which cannot go into the trash.

Benefits of using fluorescent lights:

Energy Saved:

According to the Department of Energy (DOE), compact fluorescent lights (CFL's) use approximately 75% less energy than standard incandescent bulbs to produce the same light output, and last up to 10 times as long.

Money Saved:

Changing five 60-Watt light bulbs to CFL's used 8 hours per day would save you \$94.49 a year. To calculate your savings visit: www.ewg.org.

Lamp Life:

The lamp life for a residential screw-in CFL is 6 years (1,000 hours per year for six years as used by EnergyStar). Four foot lamps last 20,000 hours. At 1,000 hours of use per year, lamps last 20 years.

Benefits of using LED lights:

Another alternative to using incandescent bulbs are LED lighting. LED lights use at least 75% less energy, and last 25 times longer than incandescent lighting. **LED lights do not contain mercury.**



This symbol means that the product contains mercury and is printed on fluorescent bulbs and other mercury containing devices. Do not throw these items in the trash. Take bulbs to recycling locations.

Call **650-363-4718** or visit www.smhealth.org/hhw to dispose of other mercury containing devices.

Fluorescent Bulb Recycling Locations

Household Disposal ONLY! Businesses please call (650) 363-4718 for disposal options.

| | | |
|---|---|--|
| Carlmont Ace Hardware 1029 Alameda De Las Pulgas Belmont | IKEA *CFLs only 1700 East Bayshore Rd. East Palo Alto | Portola Valley Hardware 112 Portola Rd. Portola Valley |
| Brisbane Ace Hardware 1 Vistacion Ave. Brisbane | Half Moon Bay Electric 429 Main St. Half Moon Bay | Eichen's Lighting 580 El Camino Real San Bruno |
| Lumiere 1405 Broadway Burlingame | Ocean Shore Hardware 111 Main St. Half Moon Bay | Home Depot *CFLs only 1125 Old County Rd San Carlos |
| Home Depot *CFLs only 2 Colma Blvd Colma | Reclaim - Healthy Green-Home *CFLs only, 855 Santa Cruz Ave Menlo Park | Niko Lighting 1148 San Carlos Ave San Carlos |
| Home Depot *CFLs only 303 E. Lake Merced Blvd. Daly City | Halogens, Inc. *CFLs only 216 Broadway Millbrae | Home Depot *CFLs only 2001 Chess Drive San Mateo |
| Service Lighting 2975 Junipero Serra Blvd. Daly City | Millbrae Ace Lumber Co. 200 El Camino Real Millbrae | Wisnom's Hardware 545 1st Ave San Mateo |
| Home Depot *CFLs only 1781 East Bayshore Road East Palo Alto | Linda Mar Ace Hardware 560 San Pedro Ave. Pacifica | <i>4' tube limit for drop-off; contact 363-4718 for larger tube recycling.</i> |

*Accepts  CFL's ONLY; does not accept long tubes!

San Mateo County Household Hazardous Waste Program partners with businesses to provide convenient recycling options. www.smhealth.org/hhw


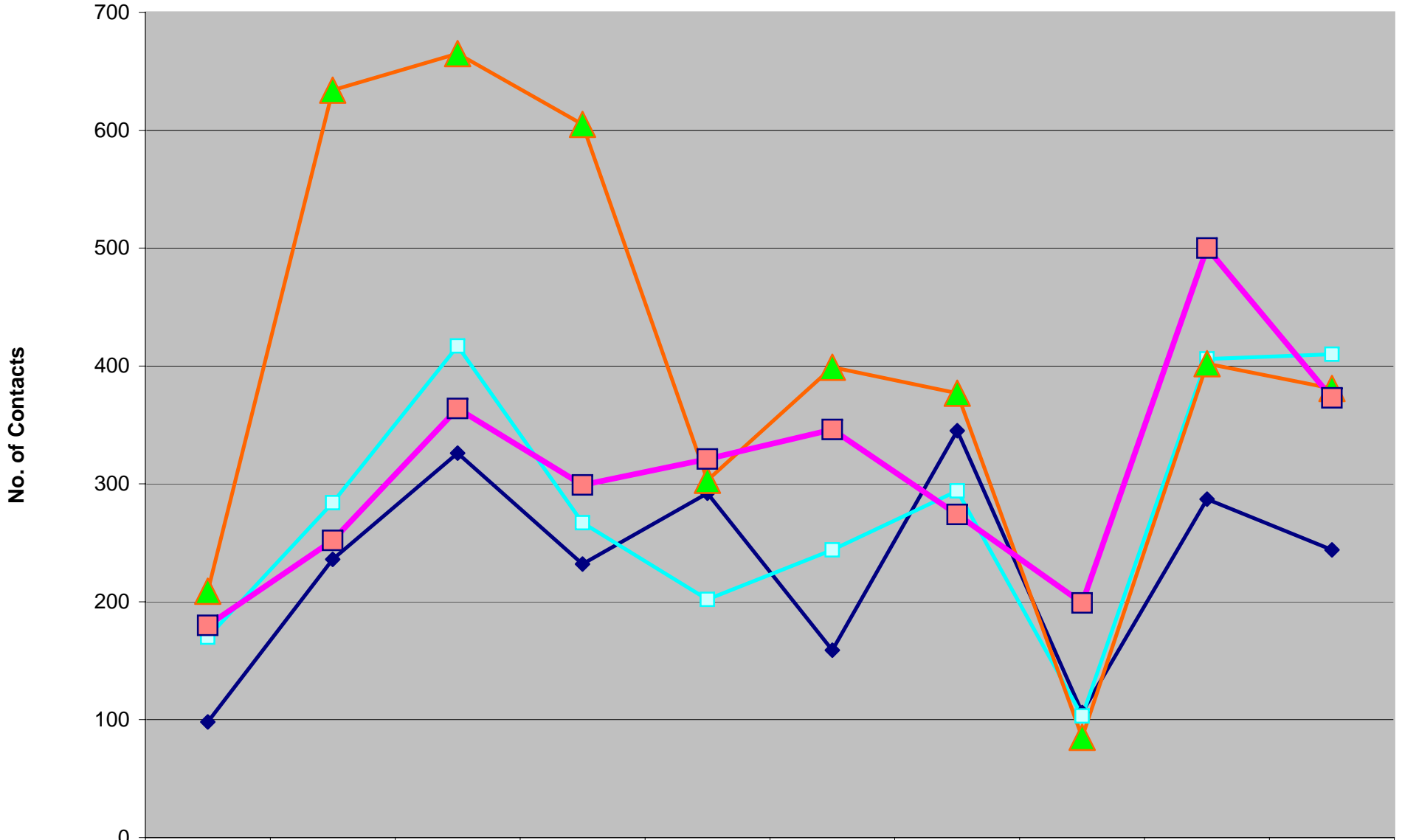
 Printed on 100% recycled, 50% post-consumer waste, processed chlorine-free paper and soy based ink.



Chart A - Numbers by the Day

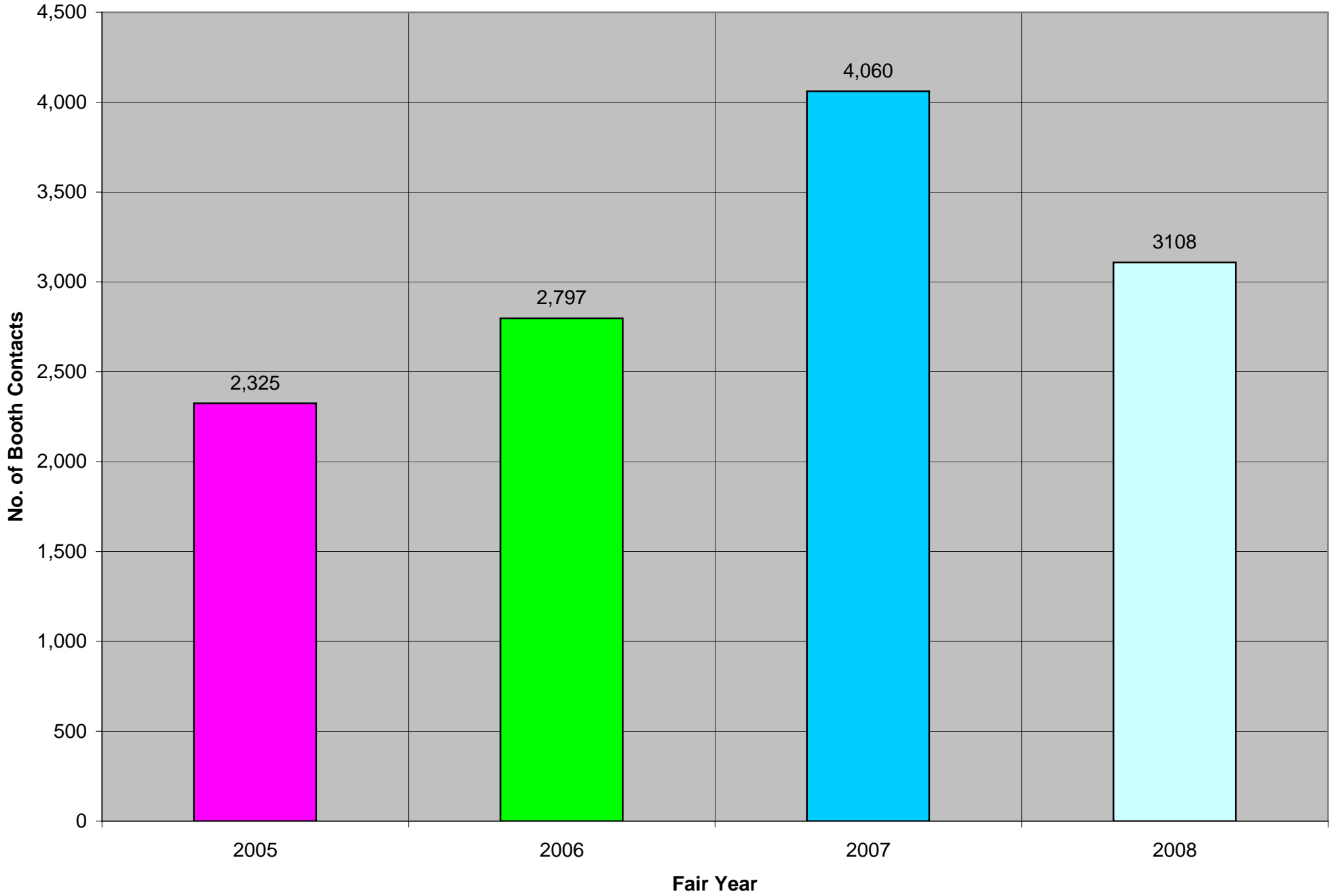
Comparison County Fair Booth Hits



| | Day 1 | *Day 2 | *Day 3 | Day 4 | Day 5 | Day 6 | Day 7 | Day 8 | *Day 9 | *Day 10 |
|--------|-------|--------|--------|-------|-------|-------|-------|-------|--------|---------|
| ◆ 2005 | 98 | 236 | 326 | 232 | 292 | 159 | 345 | 106 | 287 | 244 |
| □ 2006 | 170 | 284 | 417 | 267 | 202 | 244 | 294 | 103 | 406 | 410 |
| ▲ 2007 | 209 | 634 | 665 | 605 | 303 | 399 | 377 | 85 | 402 | 381 |
| ■ 2008 | 180 | 252 | 364 | 299 | 321 | 346 | 274 | 199 | 500 | 373 |

Gross Totals

County Fair Booth Contact Total by Year



P3 POLLUTION PREVENTION POST

FALL 2008

YOUR NEWS & INFORMATION SOURCE ABOUT : RECYCLING, POLLUTION PREVENTION, LESS TOXIC PRODUCTS

ENVIRONMENTAL HEALTH
SAN MATEO COUNTY



FlowstoBay.org Makeover

The San Mateo Countywide Water Pollution Prevention Program (SMCWPPP) was established in 1990 to reduce the pollution carried by stormwater into local creeks, the San Francisco Bay, and the Pacific Ocean.

In July 2008, the program's website was redesigned with the user in mind. Whether you are a community member, business, or municipal worker, you can find the information you are looking for to reduce pollution & keep our waterways clean!

You'll find:

- Watershed Map: Locate the watershed you live in!
- Less Toxic Pest Control
- Bay Friendly Gardening Practices
- Automobile Care to reduce pollution
- Toxics in household items
- Litter Reduction
- California Coastal Cleanup Day
- Report a Water Pollution Incident
- Best Management Practices for Businesses
- Information for Teachers and Students
- Kids Activities
- Current Community Events
- Community Action Grants

Go to www.flowstobay.org to find ways to reduce pollution & keep our waterways clean!

24th Annual California Coastal Cleanup Day

Saturday, September 20, 2008
9am to noon

Did you know that 80% of the trash that ends up in waterways comes from land-based sources? These include schools, restaurants, stores, homes, and industry. Whenever we leave trash behind – as we walk, drive, work, or picnic outdoors – we endanger marine animals and the environment they live in.

The birds, mammals and fish need our help. We spend all year playing in their backyard – let's spend a few hours cleaning it up. By picking up cigarette butts, plastic bags, tires, bottles, and other items, we prevent the litter from making its way to the bay and ocean via storm drains and waterways. Controlling litter at its source – properly disposing of & recycling solid waste – protects the environment and reduces cleanup and maintenance costs in our communities. [continued on page 2](#)



The Technology Turnover – are Old TV's Worthless?

To get ready for the switch to all-digital broadcasting in February 2009, many Americans are buying new HD televisions (high definition or digital) and junking their old ones. But do they need to? **A pre-HD (called analog) television will still work fine, with the help of either of two solutions:**

1. For homes with cable or satellite service, no changes should be needed – your service company will change the signal for you.
2. For homes using an antenna, without a cable or satellite service, an older TV will work with a converter box. Converter boxes cost between \$40 and \$70; and every household in the US is offered up to two \$40 coupons for them, from the Federal Communications Commission.

For more information and to order coupons, [continued on page 2](#)

CONTENTS

| | |
|---|---|
| Front Page Stories (continued) | 2 |
| The Plastic Water Bottle Pest | 3 |
| Take it Back: Recycle Where You Shop | 4 |
| Don't Throw Out that Oil Filter – Recycle It! | 4 |

The Technology Turnover

continued from page 1

visit www.dtv2009.gov, or call 1-888-DTV-2009.

However, some consumers who like the newest technology may buy a new HD TV instead of making what they have work. This trend creates a buyer's market in used TV's in perfectly good condition; so if your old set is dying, now is a good time to purchase a used TV for the good of your bank account and the environment. Thrift stores, free exchanges on the internet (such as www.freecycle.org) and internet classifieds (such as www.craigslist.org) are all good sources.

Analog TVs that don't find a good home can be taken to an increasing number of retail stores for free recycling. Local stores accepting them can be found at www.earth911.org. In California, electronic appliances can't be put into the landfill (or ever just dumped illegally outdoors); and there are financial incentives for electronics recycling. These rules play an important role in keeping the large quantities of toxics and heavy metals in old televisions from contaminating our water and soil.

All the recent media about the HD switch-over in February 2009 can be confusing. But if you follow the three R's, your choices are clear.

- **Reduce:** consider how many TV's you really need and want in your home.
- **Reuse:** consider keeping your current TV, or replacing it with a good used set. If you will trade it in, can someone else use the old one?
- **Recycle:** if you must, take your old TV to a recycling center or retail store that will accept it for its value in materials.

By knowing your options and making good choices, you can help reduce pollution.



California Coastal Cleanup Day

continued from page 1

Coastal Cleanup Day is a volunteer event focused on cleaning up the marine environment. As the single largest one-day cleanup event in the world, International Coastal Cleanup Day has seen some impressive results in terms of the number of volunteers and the amount of debris cleaned up. Last year alone, San Mateo County residents picked up over 24,000 pounds of trash and recyclables from local beaches, creeks, and the bay. Funded by the California Coastal Commission and big sponsors like Whole Foods, we hope to make an even bigger difference in 2008!

You can help!

On Saturday, September 20th, 2008 join your friends, family, students, service groups, and neighbors to take care of your local environment, show community support, learn about the impacts of litter, and have fun!

FREE RE-USABLE WATER BOTTLES

Come to Coastal Cleanup Day on Saturday, September 20! Site captains will give away a limited amount of stainless steel water bottles to volunteers at their sites, while supplies last.



The San Mateo Countywide Water Pollution Prevention Program coordinates the California Coastal Cleanup Day in San Mateo County. All you have to do is pick a local cleanup location from our online list, show up, and cleanup! All materials will be handed out when you arrive at 9am. The cleanup event runs until noon. Remember to wear sunscreen and a hat, and bring a reusable water bottle. For directions and other information, visit www.flowstobay.org or contact Ana Clayton at 650.372.6214.

For groups of 10 or more, please RSVP to Ana Clayton 650.372.6214.

THE PLASTIC WATER BOTTLE PEST

For many people, unloading the week's groceries includes hauling a case or two of bottled water into the house. Over the past 10 years, there has been an upsurge in bottled water use in the United States, fueled by health concerns, the desire for convenience, and good old advertising.

Americans buy 28 billion water bottles a year, according to the Container Recycling Institute. Yes, that's 28 billion! And the environmental consequences of bottled water are equally dramatic. We need to look closely at our drinking water choices and their impacts, from 'mining'

local water supplies to manufacturing and transport of the bottles, to human health effects and bottle disposal issues.

Bottled vs. Tap

People choose bottled water because it is perceived to be safer and of higher quality than tap water, and as a healthy alternative to soda or other sugary drinks. Americans are willing to spend from 240 to over 10,000 times more per gallon for bottled water than for tap water.¹ Whether bottled water is better than tap water, and justifies its expense, remains under debate.

Tap water is highly regulated and tested for public safety by the Environmental Protection Agency (EPA). The Safe Drinking Water Act authorizes the EPA to enforce health standards for drinking water and requires public notification of water system violations and annual reports to consumers on contaminants found in drinking water. In addition, it includes provisions to protect underground water sources and requires disinfection of surface water

supplies. The U.S. has one of the safest water supplies in the world.

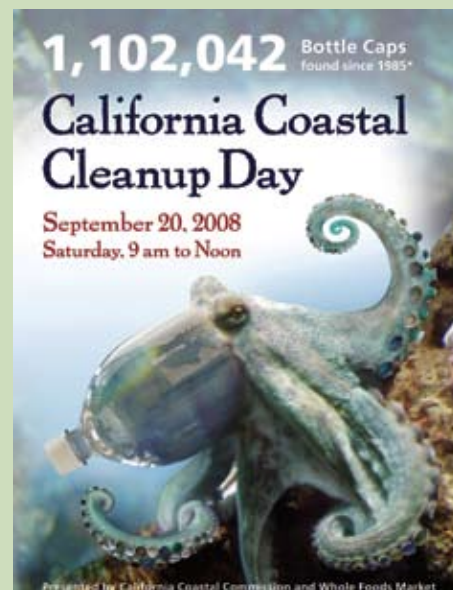
Bottled water falls under the regulatory authority of the Food and Drug Administration (FDA) which uses EPA's tap water standards to determine safety. However, just because water comes out of a bottle, it is not necessarily any cleaner or safer than water from the tap. In fact, an estimated 25 percent or more of bottled water is really just tap water in a bottle -- sometimes further treated, sometimes not. In addition, the FDA exempts from testing waters that are packaged and sold within the same state, which accounts for 60 to 70 percent of all bottled water sold in the United States.¹ As consumers, we should not assume that bottled water is safer than tap water.

In addition to the quality of bottled water, there are increasing concerns about the health effects of drinking water that has been stored in petroleum-based plastics. Studies continue on exposures to harmful chemicals from plastics leaching into liquids stored in the bottle. While these issues continue to be under investigation, we as consumers can choose to drink from containers made of glass, steel, and lead-free ceramics

Plastic Bottles and the Environment

Plastic bottles can be recycled and turned into items like carpeting or clothing -- but only a small percentage are. According to a report released by the California Department of Conservation, more than 1 billion water bottles wind up in the trash in California each year. Over 80% of plastic bottles produced are simply thrown away in our landfills or end up as litter on our streets and in rivers, lakes, and the ocean.

Plastic is not biodegradable, but goes through a process called photodegradation, breaking down into smaller and smaller pieces. This same



plastic water bottle, which is convenient for us to purchase and use, can become a deadly food product for a bird or fish if disposed of improperly. Plastic pollution is bad for animals and the environment. In addition to polluting our waterways or taking up space in our landfills if not recycled, plastic bottles have other environmental costs. A great deal of petroleum is used to manufacture and transport these handy containers.

Let's continue to drink water since it is healthy for us, but stop and think about how often you use plastic water bottles. Make a change, try a reusable bottle. Why use oil in making and transporting the bottles, deal with the waste they create, and pay extra for water available right at your faucet?

Resources:

- EPA Ground Water & Drinking Water www.epa.gov/safewater
- Think Outside the Bottle www.thinkoutsidethebottle.org
- Inside the Bottle www.insidethebottle.org

¹ Bottled Water "Pure Drink or Pure Hype?", Natural Resources Defense Council, 1999, www.nrdc.org/water/drinking/bw/bwinx.asp

Take it Back: Recycle Where You Shop!

The list of household products you can't put into the trash always seems to be growing. Some of those items (cleaning chemicals, paints, fertilizers and pesticides, pool chemicals, etc) must go to a household hazardous waste collection site www.smhealth.org/hhw. But for a variety of items – including household batteries and fluorescent lights – other convenient choices for consumers are quickly increasing.

Most single family home residents in the County can now place their household batteries on top of the recycling bin, properly bagged. But not everyone has this service, including apartment and condo dwellers; so some retailers are offering take-back (a drop box in their store) as a free service to their customers. In addition, California law requires stores that sell rechargeable batteries to take them back.

Fluorescent lights are trickier, since the chance of breaking those makes it difficult to collect them curbside with your home recycling bin items. A few retailers, such as Home Depot and IKEA, will take back compact fluorescent lights (CFLs) for free. But many retailers have been held back by cost concerns.

Now the County has a voluntary program for retailers selling household batteries or fluorescent lights that is both easy and virtually free to them. They simply set up collection containers, accept the lights or batteries from residents, and bring them to the County's Household Hazardous Waste Program on an as-needed basis, by appointment. To get more information and to sign-up, a retailer should contact Sarah Pratt at (650) 372-6245 or spratt@co.sanmateo.ca.us.

To watch the list of participating stores grow, and find the convenient options in your area, check the database in the www.recycleworks.org Resources – Recycle Now section. Or visit www.earth911.org for locations beyond (and including) San Mateo County.



ASK YOUR LOCAL SHOP TO TAKE IT BACK

The County's new program for stores that sell household batteries and fluorescent lights is so simple and inexpensive that your local store will want to know about it.

Send them to our website, www.flowstobay.org or have them email us at pollutionprevention@co.sanmateo.ca.us for more information. Providing this free service to customers is a great way to increase business.

Don't Throw Out that Oil Filter – Recycle It!

Californians who change their own motor oil buy more than 14 million oil filters each year. Too many of these end up in landfills instead of being recycled. Used oil filters can be dismantled into their component parts for reuse – turning the steel, paper, oil and plastic into new products or fuel sources.

How to Recycle Oil Filters

To recycle oil filters along with your used oil, bring your filter in a leak-proof container (such as a resealable plastic bag) to one of San Mateo County's Used Oil Collection Centers. There are 52 free oil and filter drop-off locations in San Mateo County. Find one near you by visiting www.flowstobay.org in the community section or by calling 1-800-CLEANUP.

Recycling steel and oil from filters will

conserve renewable resources and landfill space as well as preventing oil from contaminating land and water. Recycling is FREE.

What Happens to Recycled Oil Filters

When recycled oil filters are dismantled, every part of the filter is put to good use.

- The steel filter base is recycled as heavy clean scrap metal.
- The outside canister is shredded and recycled as light clean steel scrap.
- The paper filter is pressed free of oil and burned to generate electric power.
- The seals and O-rings are sold to a plastics recycler.
- The used oil from the entire process is collected by a certified oil collection

center and processed into heavy lubricants or bunker fuel.

Get a Free Oil Filter at a County Used Oil Filter Exchange Event!

Bring your used oil filter in for recycling during the Used Oil Program's quarterly Oil Filter Exchange Events and receive a **FREE** oil filter!

Check www.flowstobay.org "Calendar of Events" for details on date, location, and time of the next Filter Exchange Event, or email us at pollutionprevention@co.sanmateo.ca.us for more information.



NOTICIAS del MEDIO AMBIENTE

SU FUENTE DE NOTICIAS E INFORMACIÓN ACERCA DE: RECICLAJE, PREVENCIÓN DE POLUCIÓN, PRODUCTOS MENOS TÓXICOS

ENVIRONMENTAL HEALTH
SAN MATEO COUNTY



FlowstoBay.org se renueva

En 1990, se fundó el Programa de Prevención de Contaminación de Aguas del Condado de San Mateo (SMCWPPP, por sus siglas en inglés) con el objetivo de reducir la contaminación que la lluvia provoca en los riachuelos, la Bahía de San Francisco y en el Océano Pacífico.

En julio del 2008, se renovó el sitio de internet del programa; ésta vez se tomó en cuenta al usuario. No importa si usted es miembro de la comunidad, empleado municipal o de algún negocio, en el sitio podrá encontrar toda la información necesaria para disminuir la contaminación y mantener limpios los canales de agua.

- El mapa de las cuencas hidrográficas: ¡Encuentre la suya!
- Control menos tóxico de plagas
- Prácticas de jardinería que no dañen a la bahía
- Mantenimiento del auto para reducir la contaminación
- Los componentes tóxicos en los artículos para el hogar
- La disminución de desperdicios
- El Día de la Limpieza en la Costa de California
- El reporte de incidentes de contaminación de aguas
- Mejores prácticas administrativas para los negocios
- Información para estudiantes y educadores
- Actividades para niños
- Eventos comunitarios
- Subvenciones para acciones comunitarias

¡Visite nuestro sitio y encuentra diferentes maneras de disminuir la contaminación y mantener limpios nuestros canales de agua!

www.flowstobay.org

24^{to} Día de Limpieza Anual en la Costa de California

Sábado 20 de septiembre de 2008
9 a.m. al mediodía

¿Sabía que el 80% de la basura que acaba en los canales de agua proviene de fuentes originadas en la tierra? Esto incluye escuelas, restaurantes, tiendas, casas e industria. Dondequiera que dejemos basura atrás, conforme caminemos, manejemos, trabajemos o vamos de picnic al aire libre, ponemos en peligro a los animales marinos y al medio ambiente en el que vivimos.

Los pájaros, mamíferos y pescados necesitan de nuestra ayuda. Pasamos todo el año jugando en su jardín, por lo que podríamos emplear algunas horas limpiándolo. Al recoger las colillas de los cigarrillos, las bolsas plásticas, las llantas, las botellas y otros artículos, prevenimos la suciedad y evitamos que llegue a la bahía y al océano a través de los drenajes pluviales y los canales de agua. Si controla la basura desde su origen eliminándola de forma adecuada y reciclando los desechos sólidos, esto permite proteger al medio ambiente y reducir los costos de limpieza y mantenimiento en nuestras comunidades.

[continúa en la página 2](#)



El Movimiento de la Tecnología: Los televisores viejos, ¿valen de verdad la pena?

Con el fin de prepararse para el cambio del uso único de transmisores digitales en febrero de 2008, muchos estadounidenses están comprando nuevas televisiones de alta definición (HD, por sus siglas en inglés) o digitales y botando sus viejos televisores. ¿Pero necesitan hacerlo? **Un televisor análogo, anterior a los de**

alta definición, también podrá desempeñarse bien, con la ayuda de una de estas dos opciones:

1. Para casas con servicio de cable o satélite, no se requieren cambios, su compañía de servicio cambiará el tipo de señal por usted.
2. Para los hogares que usan antena y un televisor más antiguo, sin servicio de cable o satélite, trabajará bien con un convertidor. Los convertidores cuestan entre \$40 y \$70 y cada familia en los Estados Unidos puede obtener hasta dos cupones de \$40 a través de la Comisión Federal de Comunicaciones.

[continúa en la página 2](#)

CONTENIDO

| | |
|---|---|
| Estos artículos (continúan en la página) | 2 |
| 28 mil millones de Botellas de Agua | 3 |
| Devuélvalo: Recicle en donde compra | 4 |
| No bote el filtro del aceite, ¡Recíclalo! | 4 |

El Movimiento de la Tecnología

continúa desde la página 1

Para obtener más información y ordenar los cupones, visite www.dtv2009.gov, o llame al 1-888-DTV-2009.

Sin embargo, algunos consumidores que prefieren las últimas tecnologías podrán estar pensando en comprar un televisor de alta definición nuevo en lugar de reemplazar lo que ya tienen. Esta tendencia crea un mercado de compradores de televisores usados y en perfecta condición, así que si su televisor viejo se está muriendo, ahora es un buen momento para comprar un televisor usado por el bienestar de su cuenta de banco y del medio ambiente. Las tiendas de segunda mano (thrift stores), de intercambio en la Internet, tales como www.freecycle.org, y los clasificados en la Internet como www.craigslist.org son todas buenas fuentes de televisores usados.

Los televisores análogos que estorban en la casa se pueden llevar a cualquiera de las tiendas que aparecen en la creciente lista de establecimientos que los reciclan de forma gratuita. Las tiendas locales que los aceptan pueden encontrarse en www.earth911.org. En California, los aparatos electrónicos no pueden depositarse en los rellenos o ser botados ilegalmente al aire libre, y hay incentivos financieros por reciclar electrónicos. Estas reglas desempeñan un papel importante porque permiten mantener alejadas a grandes cantidades de tóxicos y metales pesados de los televisores antiguos y evitar así la contaminación de nuestra agua y nuestra tierra.

La reciente campaña en los medios de comunicación sobre el cambio a televisores de alta definición en febrero de 2009 puede prestarse a confusión. Pero si usted sigue las tres R, sus opciones serán claras.

- **Primero reducir:** considere cuántos televisores necesita y quiere de verdad en su casa.
- **Segundo rehusar:** considere mantener su actual televisor, o reemplazarlo con un buen aparato usado. Si usted lo va a cambiar, ¿puede alguien más usar su viejo televisor?
- **Tercero reciclar:** si usted debe hacerlo, lleve su antiguo televisor a un centro de reciclado o tienda que lo acepte por el valor de los materiales.

Si conoce sus opciones y toma la mejor decisión, usted puede ayudar a reducir la contaminación tóxica.



Limpieza Anual en la Costa de California

continúa desde la página 1

El Día de Limpieza en la Costa es un evento voluntario enfocado a la limpieza del medio ambiente marino. Como el evento más importante de un día dedicado a la limpieza, el Día Internacional de Limpieza en la Costa ha visto algunos resultados impresionantes en términos del número de voluntarios y la cantidad de desechos que se han recogido. Solo el año pasado, los residentes del Condado de San Mateo acumularon 24,000 libras de basura y artículos reciclables que fueron retirados de las playas, los riachuelos y la bahía. El evento es financiado por la Comisión Costera de California (California Coastal Commission) y por patrocinadores importantes tales como Whole Foods, ¡esperamos hacer aún una mayor diferencia en el año 2008!

¡Usted puede ayudar!

El sábado 20 de septiembre de 2008 reúnanse con sus amigos, familiares, estudiantes, grupos de servicio y vecinos para cuidar al medio ambiente que le rodea, muestre su apoyo hacia la comunidad, aprenda sobre el impacto de la basura y, ¡diviértase!

¡GRATIS! BOTELLAS REUTILIZABLES PARA AGUA

¡Venga y celebre el Día de la Limpieza en la Costa el sábado 20 de septiembre!

Los capitanes del lugar regalarán a los voluntarios un número limitado de botellas para agua de acero inoxidable, mientras duren las existencias.



El Programa de Prevención contra la Contaminación del Agua del Condado de San Mateo coordina el Día de Limpieza en la Costa de California en el Condado de San Mateo. Todo lo que debe hacer es elegir de la lista en línea de su localidad un lugar para limpiar, hágase presente y ¡ayude a limpiar! Todos los materiales se le entregarán cuando usted llegue a las 9 a.m. El evento de limpieza estará en marcha hasta el mediodía. Recuerde usar protector solar y un sombrero, y traer una botella de agua reutilizable.

Para instrucciones e información adicional, visite www.flowstobay.org o comuníquese con Ana Clayton al 650.372.6214.

Para la participación de grupos de 10 o más personas, por favor confirme su asistencia con Ana Clayton.

28 MIL MILLONES DE BOTELLAS DE AGUA

Para muchas personas, sus compras de la semana incluye llevar uno o dos paquetes de agua embotellada a la casa. Durante los últimos 10 años, ha habido un aumento en el uso de agua embotellada en los Estados Unidos, impulsado por las preocupaciones por la salud, el disfrute de la conveniencia, y las buenas campañas publicitarias.

Los estadounidenses compran 28 mil millones de botellas de agua al año, de acuerdo con el instituto Container Recycling Institute. ¡Así es, 28 mil millones de botellas! Esa enorme cantidad de botellas hace que las consecuencias ambientales también sean muy alarmantes. Debemos evaluar con cuidado

nuestras decisiones sobre el agua que bebemos y sus efectos. Partiendo desde las fuentes de los suministros de agua local hasta fabricar y transportar las botellas, los efectos en la salud humana y los problemas de eliminar los envases.

Botellas vs. agua de la llave

Las personas eligen el agua embotellada porque perciben que es más segura y de mayor calidad que el agua de la llave, y porque es una alternativa sana en lugar de tomar soda o alguna otra bebida azucarada. Los estadounidenses están dispuestos a gastar entre 240 y 10,000 veces más por agua embotellada por galón que agua de la llave¹. Pero, ¿es el agua embotellada en realidad más segura que el agua de la llave?

El agua de la llave cumple con altas regulaciones y se analiza como medida de seguridad pública por la Agencia de Protección Ambiental (EPA). La Ley del Agua Potable Segura, la cual autoriza a la EPA a hacer cumplir los estándares de salud del agua potable. Esta Ley exige la notificación pública de violaciones a los sistemas de agua potable e informes anuales a los consumidores sobre los contaminantes que se encuentran en el agua potable. Incluye

las provisiones para proteger los recursos hidráulicos subterráneos, y requiere desinfectar el suministro de aguas superficiales. Los Estados Unidos tienen uno de los suministros de agua más seguros del mundo.

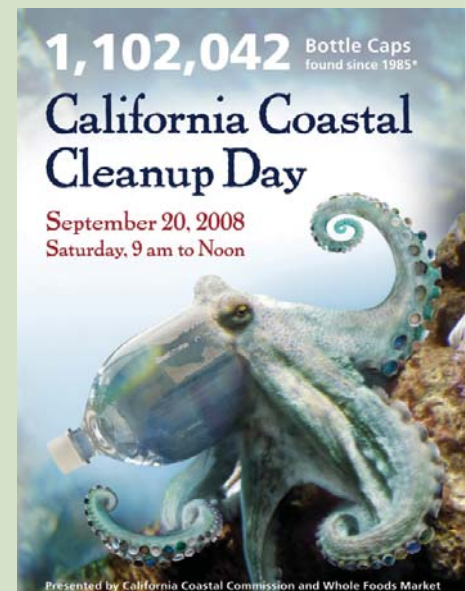
El agua embotellada está sometida a la autoridad reguladora de la Administración de Drogas y Alimentos (FDA), la cual establece éstos estándares con base en las normas de la EPA para el agua de la llave. El agua embotellada y el agua de la llave ambas son seguras para tomar si cumplen con estos estándares. No hay garantía de que solo porque el agua proviene de una botella sea más limpia o segura que la de la llave. Y, de hecho, aproximadamente el 25 por ciento o más del agua embotellada es solo agua de la llave en una botella, algunas veces con algún tratamiento especial pero otras no.

Como consumidores no debemos asumir que el agua embotellada sea más segura que el agua de la llave.

Las botellas de plástico y el medio ambiente

Las botellas de plástico pueden ser recicladas y transformadas en cosas como alfombras o ropa, pero solo un pequeño porcentaje lo hacen. De acuerdo con un informe distribuido por el Departamento de Conservación de California más de mil millones de botellas de agua terminan en la basura de California cada año. Más del 80% de las botellas plásticas producidas simplemente se tiran en nuestros basureros o terminan como basura en nuestras calles y en nuestros ríos, lagos y en el océano.

El plástico no es biodegradable, pero atraviesa un proceso llamado fotodegradación, el cual divide la materia en piezas cada vez más pequeñas. Esta misma botella de plástico, la cual para nosotros es conveniente comprar y usar, puede transformarse en un producto comestible mortal para un pájaro o un pez si se elimina de forma inadecuada. Aparte de ocupar un espacio en nuestros basureros o contaminar nuestros canales de agua, si no se recicla, las botellas de plástico también tienen otras



consecuencias ambientales. Una gran cantidad de petróleo es usado para fabricar y transportar estos prácticos envases.

Sigamos tomando agua ya que es saludable para nosotros, pero detengámonos y pensemos que tan frecuente usamos el agua en botellas de plástico. Utilicemos de preferencia botellas reutilizables. ¿Por qué usar petróleo para fabricar y transportar botellas, enfrentarnos con los deshechos que crean, y pagar por lo que esencialmente es agua gratuita que proviene de su llave?

Recursos:

- Agencia de Protección Ambiental (EPA) Agua Superficial y Agua Potable www.epa.gov/safewater
- Piense más allá de la botella www.thinkoutsidethebottle.org
- Dentro de la botella www.insidethebottle.org

¹ Bottled Water "Pure Drink or Pure Hype?"

[Agua embotellada: "¿Bebida pura o pura publicidad?],

Consejo para la Defensa de los Recursos Naturales, 1999, www.nrdc.org/water/drinking/bw/bwinx.asp

Devuélvalo: ¡Recicle en donde compra!

La lista de artículos para el hogar que no siempre se pueden botar a la basura crece día a día. Algunos de esos artículos (químicos para la limpieza, pinturas, fertilizantes y pesticidas, químicos para piscinas, etc.) deben de ir a un sitio especial para desechos peligrosos (www.smhealth.org/hhw). Sin embargo, otras convenientes opciones siguen apareciendo para algunos otros productos como las baterías y las lámparas fluorescentes.

En muchos de los barrios del condado, las casas particulares ya pueden colocar las baterías sobre los recipientes para reciclar, siempre y cuando vayan correctamente empacadas en bolsas. Desafortunadamente, no todos cuentan con este servicio. Tal es el caso de los que viven en condominios y apartamentos. Es por eso que muchos locales comerciales ponen a disposición de sus clientes una caja de devolución, como un servicio gratuito. Además, por ley, los vendedores deben de recibir las baterías recargables usadas si éstas se venden en sus establecimientos.

El asunto con las lámparas fluorescentes es un poco más complicado. La posibilidad de que éstas se quiebren dificulta su recolección en los hogares junto con los demás artículos de los contenedores. Algunos establecimientos, como en el caso de Home Depot e IKEA, se encargarán de recoger dichas lámparas de manera gratuita. Sin embargo, muchas tiendas han retirado este servicio por cuestiones del costo. Son pocos los establecimientos que ofrecen este servicio por cuenta propia.

El Condado cuenta ahora con un programa de voluntariado sencillo y prácticamente gratuito para aquellos establecimientos que vendan baterías y lámparas fluorescentes. Sólo deberán colocar algunos contenedores para reciclaje, aceptar las lámparas y baterías, y llevarlas, con cita previa, al Programa Comunitario de Desechos Peligrosos tan seguido como sea necesario. Para más información y para inscribirse en el programa, puede contactar a Sarah Pratt al teléfono (650) 372-6245 o al correo spratt@co.sanmateo.ca.us. Para consultar la creciente lista de establecimientos participantes y las mejores opciones en su localidad, visite la base de datos en el sitio www.recycleworks.org en la sección "Resources-Recycle Now" [Recursos- Recicle ahora]. Para sitios dentro y fuera del Condado de San Mateo, puede ir a www.earth911.org.



SOLICÍTELE A LA TIENDA DE SU LOCALIDAD QUE BRINDE EL SERVICIO DE DEVOLUCIÓN

El nuevo programa del condado para aquellos establecimientos que vendan baterías y lámparas fluorescentes es muy simple y cómodo. El comerciante querrá saber sobre el programa.

Para más información, refiérase a nuestro sitio www.flowstobay.org o escriba un correo a pollutionprevention@co.sanmateo.ca.us

Su negocio crecerá al brindarles este servicio gratuito a sus clientes.

No bote el filtro del aceite, ¡Recíclelo!

Los californianos que cambian por su cuenta el aceite del motor de sus autos, compran más de 14 millones de filtros al año. Muchos de ellos terminan en los basureros y no en las recicladoras. Los filtros del aceite usados pueden ser desmantelados; y sus componentes, como el acero, papel, aceite y plástico, pueden ser reutilizados en otros productos o fuentes de combustible.

¿Cómo reciclar los filtros del aceite?

Para reciclar los filtros del aceite y el aceite usado, lleve su filtro en un contenedor hermético (como en una bolsa plástica cerrada) a cualquiera de los Centros de Recolección de Aceite Usado del Condado de San Mateo. En el Condado de San Mateo, existen 52 locales, donde puede dejar su aceite o filtro sin ningún costo. Encuentre el más cercano a su localidad visitando la página www.flowstobay.org en la sección de comunidad o llamando al teléfono 1-800-CLEANUP.

¿Qué pasa con los filtros reciclados?

Cuando se desmantelan los filtros de aceite reciclados, cada una de sus partes se vuelve a utilizar de buena manera.

- La base de acero del filtro se recicla como chatarra limpia y pesada.
- El bote externo se tritura y se recicla como chatarra limpia y liviana.
- El filtro de papel se presiona hasta dejarlo sin aceite y se quema para generar energía eléctrica.
- Los sellos o cierres y los anillos se venden a recicladoras de plástico.
- El aceite usado que se recoge durante todo el proceso se drena a un tanque central, y se procesa hasta convertirlo en lubricantes o combustible.

¡Obtenga un Filtro de Aceite Gratis durante un Evento de Intercambio de Filtros de Aceite Usados!

¡Traiga su filtro de aceite a reciclar durante el Evento Trimestral de Intercambio de Filtros de Aceite del Programa de Aceite Usado y reciba uno GRATIS!

Visite la página www.flowstobay.org y refiérase al "Calendario de Eventos" para más detalles sobre las fechas, ubicaciones y horarios del próximo evento.

También, puede escribir al correo electrónico pollutionprevention@co.sanmateo.ca.us para mayor información.



P³ POLLUTION PREVENTION POST

YOUR NEWS AND INFORMATION SOURCE ABOUT: RECYCLING, POLLUTION PREVENTION, LESS TOXIC PRODUCTS

ENVIRONMENTAL HEALTH
SAN MATEO COUNTY



Protecting Our Health and Environment

Get Involved for Earth Day!

Earth Day happens each year on April 22nd - but the activities last all month.

Many organizations here in San Mateo County sponsor Earth Day events, from lectures and workshops

to neighborhood clean-ups and tree plantings. It's a great time to learn more, take action, and find others who share your interests.

For more information on Earth Day events, visit our Calendar at www.flowstobay.org/calendar.

APRIL 22ND, 2009



to neighborhood clean-ups and tree plantings. It's a great time to learn more, take action, and find others who share your interests.

Speak Up!

Take our survey and help us make the San Mateo County Pollution Prevention Calendar better.

Your ideas and opinions will help to ensure that we

can continue to provide this FREE calendar in the future to San Mateo County residents, organizations, and businesses.

Take the survey online at www.flowstobay.org or call 650-372-6214 to have one mailed to you.



Clean Car, Clean Conscience

Washing a car in the driveway is one of the most environmentally un-friendly chores we can do at home. The dirty, soapy runoff flows directly into stormdrains, picking up oil and other pollutants.

Unlike household waste water that enters a sewer treatment plant before it is discharged into the environment, the water that goes into a stormdrain flows directly into rivers, bays, oceans and lakes where it harms marine life and aquatic ecosystems.

The most water-friendly way to wash the car might surprise you. Washing the car at home might be cheaper and handier, but it is better to go to a commercial car wash, which uses less water and sends waste water to treatment facilities. If you must wash a car at home:

- Park your car on lawn or gravel, which acts as a natural filter for suds and grime.
- Use a nozzle for your hose or a bucket to minimize water use.
- Try not using any soap at all, or use an earth friendly detergent.
- If you use soap, try to soak up any puddles that remain after you are done. They contain toxic residues and can attract thirsty animals.



A home car wash is NOT eco-friendly.

New Rules for Home Sharps Users



Thousands of San Mateo County residents use sharps (needles, syringes, lancets) to manage medical conditions at home. A state law passed in September

2008 created new requirements for disposing of the millions of sharps used each year. For proper disposal:

1. Place the used sharps in an approved sharps container.
2. Bring it to an official collection center.

(continued on page 2)

CONTENTS

| | |
|----------------------|---|
| Clean Boating | 2 |
| Springtime Bees | 3 |
| Oil Filter Recycling | 4 |
| Drop Where you Shop | 4 |

Clean and Green Boating

San Mateo County's nine marinas offer families and individuals the opportunity to explore our county's coastlines. Although boating provides hours of enjoyment, it also has the potential to add a variety of pollutants into the environment, including oil, hazardous waste, and marine debris. This pollution harms water quality and aquatic life. Earth911.org recommends the following tips for a clean and green boating experience:

1. Prevent oily discharges from the bilge.

Keep your engine well tuned to prevent fuel and oil leaks. Secure an oil absorbent pad or pillow in your bilge and under your engine where drips may occur. Dispose of them as hazardous waste at a marina or local hazardous waste collection center.

2. Spill-proof your oil changes.

For oil changes, use an oil change pump to transfer oil to a spill-proof container. Wrap a plastic bag or absorbent pad around the oil filter to prevent oil from spilling into the bilge.

3. Limit Fuel Spills.

Prevent fuel spills by filling fuel tanks slowly. Do not "top off" or overflow your fuel tank.

4. Do not add soap.

Never use soap to disperse fuel and oil spills. It increases harm to the environment, and it is illegal.

5. Minimize boat cleaning and maintenance in the water.

If possible, save maintenance projects for the boatyard. When performing work on the water minimize your impact by containing waste.



6. Reduce toxic discharges from bottom paints.

Minimize the discharge of heavy metals found in soft-sloughing antifouling paints by using a less toxic, or nontoxic antifouling paint. Use only non-abrasive underwater hull cleaning techniques to prevent excessive paint discharge.



7. Dispose of hazardous waste properly.

Dispose of paints, batteries, antifreeze, cleaning products, oil, oil filters and other hazardous wastes at a hazardous waste collection facility. Visit www.flowstobay.org/toxic for a list of local disposal location options.

8. Manage sewage wastes properly.

Never discharge sewage within 3 miles of shore. Use harbor pump-out stations and shore-side facilities. If you do not have an installed toilet, use a port-a-potty and empty it at a harbor dump station or bathroom.

9. Stow it, don't throw it!

Keep your trash on board. Never throw cigarette butts, fishing line, or any other garbage into the ocean. Take advantage of shore-side facilities to recycle plastic, glass, metal, and paper.

10. Reduce Greywater discharges.

Use a phosphate-free biodegradable soap to minimize the impacts of greywater on the marine environment.

Home Sharps (con't.)

The approved containers are red and include a bio-hazard logo on the side. They are available for sale at most pharmacies.

Health care providers are offering free collection at a limited number of medical offices to their patients. Check with your provider to locate the best location for you, and find out where to obtain free or low-cost containers.

If your health care provider does not offer collection, visit www.flowstobay.org/toxic to find free public collection locations.

Don't Be Afraid of Springtime Bees!

Berries, tomatoes, grapes, peppers, pears, cucumbers, chocolate, and more...did you know that one of every three bites you take of your lunch or dinner comes from a plant pollinated by wild pollinators? Bees are the most effective pollinators in the world, dramatically increasing fruit and vegetable production in agriculture, as well as the number of flowers on your ornamentals and the quality of home garden food crops. However, bees are in trouble, with scientists noting that bee populations have been declining world wide in recent years.

Last spring, the San Francisco Chronicle interviewed Professor Gordon Frankie, an entomologist at UC Berkeley who compared the declining native bee population to global warming in terms of a potential ecological catastrophe. "We're losing our star pollinators," he said, "so it's important to try to do something on an individual basis. A lot of what people grow now is dependent on bees and other invertebrates, but people just don't see or know that these insects are providing a lot of free services."¹

The 1600 native bee species in California pollinate one-third of our vegetables, fruit and nut crops as well as almost all of our wildflowers. Native bees have lost habitat due to urban development and commercial

agricultural practices. These bees differ from imported honey bees as they make individual nests instead of living in a colony and do not produce honey. Even commercially managed exotic honeybee populations are declining due to the use of pesticides and parasitic mites.

Bee-friendly Strategies

You can encourage the survival of native bees in your own yard, helping to boost populations! Bees need pollen and nectar, and even a small area or containers planted with the right flowers can be beneficial.



Choose flowers with a variety of shapes and colors to attract a wide variety of bees. Different bee species have mouthparts adapted to different shapes of flowers; short-tongued bees can drink only from open flowers such as asters or daisies, while long-tongued bees can reach the high-energy nectar in deep flowers such as bluebells or lupines. Flower colors that are known to attract bees are blue, purple, violet, white, and yellow. Bees are also attracted to less manicured landscapes, allowing solitary native bees, to make their nests without disturbance. If you use mulch to control weeds, consider using 50% less, leaving 50% of the area you usually mulch as bare soil.

California Urban Bee Plants

- California Poppy
- California Buckwheat
- Germander Sage
- Goldmarie
- Lamb 's Ear Lavender
- Rosemary
- Scented Geranium
- Sunflower
- Toadflax


For a more extensive list and pictures visit:
www.nature.berkeley.edu/urbanbeegardens

Bees are also negatively affected by the use of pesticides in your yard or garden –so avoid using pesticides and use the least toxic method of pest control. Visit www.ourwaterourworld.org for more information.

Join the Hunt for Bees!

You can help local scientists gain a better understanding of which bees are declining where and what habitats they need to survive. Take part in the "Great Sunflower Project":

- Sign up online at www.greatsunflower.org and receive free sunflower seeds.
- Plant your sunflower in a pot on a deck or patio or in a garden.
- Time how long it takes 5 bees to visit your sunflower plant.
- Enter your data online or mail in your form.



Stinging— Facts vs. Fears

Contrary to conventional wisdom, bees are not aggressive. Most bees are simply too busy to take notice of human observers. Male bees are stingless. Female bees have stingers and spend most of their time on flowers. However, they rarely sting away from the nest, unless you step on them or swat at them with your hand.

1. "Bees on their Knees, Gardeners to the Rescue." San Francisco Chronicle. Alison Rood. March 3, 2007.

Oil Doesn't Wear Out, It Just Gets Dirty!

If you change the oil in your car yourself, it is easy, free, and convenient to recycle your oil and oil filters. Over sixty auto parts stores and service stations in San Mateo County accept used oil and filters from the public free of charge. Never throw oil and oil filters into the trash - they end up in landfills, which can leak and pollute the surrounding land and water.

Recycling prevents pollution and conserves two valuable resources: oil and steel. Oil does not wear out. It just gets contaminated by heavy metals, dust, and grime from your engine. When you take used oil to a collection center, it gets processed to remove contaminants from the clean base oil. Then the cleaned oil is blended to produce high quality re-refined oil that meets all American Petroleum Institute (API) standards.



It's as good as new! The steel in used oil filters is melted down and made into rebar. Kragen and Firestone stores are just a few of the centers that take both used oil *and* filters. To find a collection center near you, look for

the Used Oil Collection Center Sign, log on to earth911.org, or call 1-800-CLEANUP.



Used Oil Filters Recycled at a Collection Event.

Spring Used Oil Filter Recycling Events

Bring in your used oil filter and get one for **FREE** during the Used Oil Program's Spring Oil Filter Exchange Events!

Check www.flowstobay.org "Calendar of Events" for details on date, time and location, or email us at pollutionprevention@co.sanmateo.ca.us

Drop Where You Shop



Free and Easy!

Some day, you may have to make an appointment with the County's Household Hazardous Waste program (www.smhealth.org.hhw) for free drop-off of your leftover house latex paint, garden fertilizers, pool chemicals, and other "too toxic to trash" items.

But did you know that for a variety of items—used oil, electronics, household batteries, and fluorescent lights—dozens of local stores also offer you a convenient recycling option, at no charge? Find a list of locations at:

www.flowstobay.org/toxic



Ready to Bike to Work?

If biking to work is a new adventure for you, May 14th is the perfect day to try it. Local non-profits can provide you with a buddy/mentor, a bike tune-up clinic, and even bike route maps.

For information on the event and biking all year in the Bay Area, visit www.bicycling.511.org.

LOOK FOR THIS SIGN AT PARTICIPATING STORES



SAN MATEO COUNTYWIDE
Water Pollution Prevention Program
Clean Water. Healthy Community.

CIGARETTE BUTT LITTER REDUCTION CAMPAIGN

2008/2009

PILOT STUDY RESULTS & RECOMMENDATIONS

COMPILED BY:

JULIE COLVIN

OF

SAN MATEO COUNTY ENVIRONMENTAL HEALTH

FOR:

PUBLIC INFORMATION AND PARTICIPATION (PIP) SUBCOMMITTEE

TABLE OF CONTENTS

| | |
|--|----|
| Introduction | 1 |
| Executive Summary..... | 2 |
| Program Timeline..... | 2 |
| Smoker Survey..... | 3 |
| i. Survey Background..... | 3 |
| ii. Recruitment and Participation..... | 3 |
| iii. Survey #1 Results..... | 3 |
| iv. Pilot Period..... | 5 |
| v. Survey #2 Results..... | 6 |
| Cigarette Litter Neighborhood Scan..... | 8 |
| i. Background..... | 8 |
| ii. Results..... | 9 |
| Conclusions..... | 10 |
| Recommendations..... | 11 |
| References..... | 12 |
| Further Resources..... | 12 |
| APPENDIX A: Flowstobay.org web link | |
| APPENDIX B: Craigslist Posting | |
| APPENDIX C: Survey #1 Results | |
| APPENDIX D: Survey #2 Results | |
| APPENDIX E: Cigarette Litter Fact Sheet | |
| APPENDIX F: Promotional Program Flyers | |
| APPENDIX G: Cigarette Litter Neighborhood Scan Results | |
| APPENDIX H: “This is Litter Too” Signage | |

CIGARETTE BUTT LITTER REDUCTION CAMPAIGN

PILOT STUDY 2008/2009

INTRODUCTION

Cigarette litter has become a burning issue of concern, as it is the world's single biggest litter problem. Made of a plastic-like material called cellulose acetate, cigarette butts are not biodegradable. Rather, the cigarette butts merely break down into smaller toxic particles that remain in the environment. These particles contain nicotine, arsenic, mercury, lead, cadmium, acetone and vinyl chloride. A strong rain will wash the butts into stormdrains and straight into local creeks and eventually into the Bay or ocean. All of the chemicals seep out of the cigarette butts almost immediately after it comes into contact with water, making them deadly to marine life and toxic to water quality.

**Cigarette
butts are the
single most
littered item
worldwide.**

When smoking was banned from bars, restaurants, and workplaces, smokers were forced outdoors, which in turn increased the litter rate of cigarette butts in America. Tossing a butt on the ground has become a thoughtless act; and many smokers don't consider the small, left-over item a piece of litter. According to Keep America Beautiful (KAB), research shows that individuals who would never consider littering an aluminum can, a piece of paper or other items, may be littering cigarette butts.¹ Astonishingly, this small cigarette butt accounts for 28% of all litter worldwide.²

The problem became clear after the San Mateo Countywide Water Pollution Prevention Program (SMCWPPP) acquired the coordinator role for California Coastal Cleanup Day in San Mateo County in 2006. Every year, thousands of volunteers show up to creek and beach sites to clean up the local watershed of San Mateo County. With the help from volunteers, debris items were itemized to track the types of trash that plagues our environment. Cigarette butts stood out as the single most picked up item each year at Coastal Cleanup Day. In San Mateo County, over 74,000 cigarette butts were picked up by volunteers at the 2006, 2007 & 2008 Coastal Cleanup Day! These staggering results made it clear that cigarette litter is a high priority issue to be addressed and prevented.

Lack of awareness, lack of ash receptacles, and the increase of outdoor smoking add to the visible impact of cigarette litter. To confront the cigarette litter issue, SMCWPPP has adopted an approach outlined by KAB to increase community awareness of the cigarette litter problem and provide habit changing alternatives.

The following sections contain an executive summary and a more detailed description and analysis of survey results and program recommendations. Survey results from the pocket ashtray study are presented in Appendices C & D, while the results from the cigarette neighborhood scan are found in Appendix G. Advertising and outreach materials are also included in the additional appendices.

EXECUTIVE SUMMARY

The San Mateo Countywide Water Pollution Prevention Program (SMCWPPP) implemented a pilot study, based on an approach created by Keep America Beautiful (KAB), to research the effectiveness of a cigarette butt litter reduction campaign in the County of San Mateo and provide habit-changing alternatives to cigarette butt littering.

The program consisted of two main components:

1. The distribution of pocket ashtrays, reminder wristbands and informational fact sheets to individual smokers.
2. The distribution of cigarette litter reduction signs and ash receptacles to local businesses that accumulate a high amount of cigarette litter on their property.

Follow-up of each component took place to determine the effectiveness of the outreach strategy used. First, before and after internet-based surveys provided data about attitudes and behaviors of smokers, while also allowing participants to comment on their experience with the pocket ashtray pilot study in the follow-up survey. Second, a cigarette litter neighborhood scan was conducted before and after the cigarette litter reduction signs and cigarette receptacles were distributed, which quantified the cigarette litter problem address-by-address in local downtown areas and shopping centers, providing baseline data for ongoing evaluation of the program.

SMCWPPP attained quantifiable data and statistics that lays the foundation to support a potentially larger, more holistic cigarette litter reduction campaign in the future for San Mateo County. SMCWPPP was able to educate smokers about the hazards of cigarette litter and alter their cigarette littering habits. As a result of this pilot study, main accomplishments of the study include: (1) distributing a total of 188 pocket ashtrays to local smokers; (2) collecting data about smokers' awareness and practices; (3) generating program feedback through a before and after survey; (4) distributing cigarette litter reduction signs and four cigarette butt receptacles to local businesses, and (5) conducting a cigarette litter neighborhood scan in five cities and one unincorporated district involving 167 local businesses. Over 85% of the participants surveyed committed to properly disposing cigarette butts and the six neighborhoods that received signage and butt receptacles saw a 56% overall reduction of cigarette litter in their particular areas.

PROGRAM TIMELINE

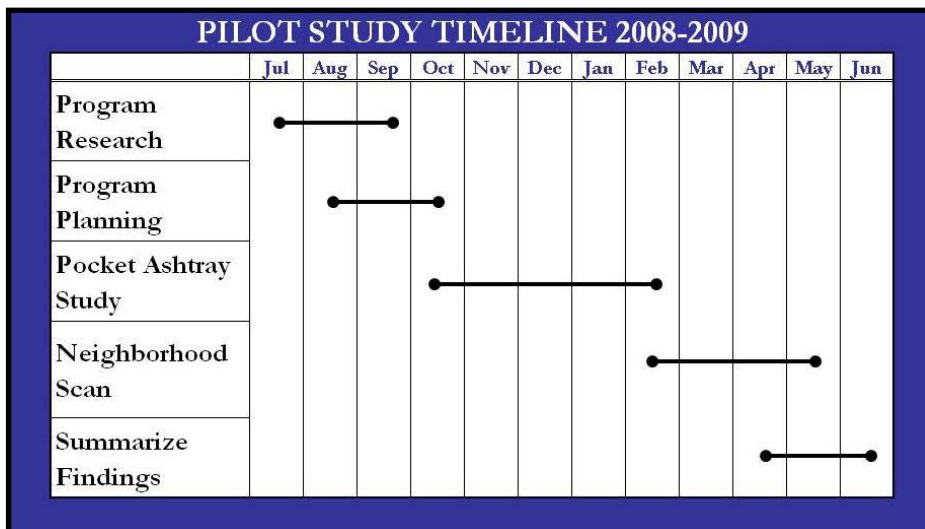


Figure 1. Pilot Study Timeline

SMOKER SURVEY

i. SURVEY BACKGROUND

In order to determine the effectiveness of the program's outreach involving the pocket ashtray, participants took two surveys – hosted by SurveyMonkey.com, with a link to the survey found on SMCWPPP's webpage www.flowstobay.org (*Appendix A*) and craigslist.org (*Appendix B*). If requested, a hard copy was mailed to interested participants that did not have access to a computer.

The first survey (*Appendix C*) determined background information, attitudes and behaviors regarding personal habits as a smoker, opinions about litter, and recommendations for litter reduction. The second survey (*Appendix D*), taken one month after receiving a pocket ashtray, reminder wristband and cigarette litter fact sheet (*Appendix E*), tracked any behavioral changes that occurred due to the influence of the pocket ashtray program. Participants were also given the opportunity to provide feedback about their experience with the program.

ii. RECRUITMENT & PARTICIPATION

In October 2008, a county-wide email was sent out by the Director of Environmental Health to encourage all county employees, and their friends and family members who smoke, to join the cigarette litter reduction pilot study. Flyers (*Appendix F*) were emailed county-wide and posted around county center buildings to advertise the program. A \$5 gift card (to Barnes & Noble or Peet's Coffee) was also offered as an incentive to encourage program participation from smokers.

By the end of December, only 80 participants had taken the initial survey. With the goal of reaching 200 participants, an alternative approach was used to increase participation. Using the internet as a tool for free media, a Craigslist.org posting was placed online to promote participation of the program to the public. This method generated more feedback and program involvement from residents of the county. A local advertisement was also placed in the Pacifica Tribune newspaper by the City of Pacifica, which contributed to the recruitment of a few additional participants from Pacifica.

Through county-wide emails, personal communication, advertisements in a local newspaper as well as on Craigslist.org, a total of 188 smokers were successfully recruited to participate in the pocket ashtray pilot study.

iii. SURVEY #1 RESULTS

Of the 188 people surveyed, over 80% of the participants smoke outside often or very often, as shown in chart 1. This detail is crucial for determining the need to actively educate smokers to properly dispose their cigarette butts when smoking outdoors, as well as justifying the need to use program funding for this campaign.

Over 36% of the participants admit to tossing their butts on the ground often or very often, and about 21% of the participants surveyed say they throw their cigarettes out of their car often/very often. According to the U.S. Center of Disease

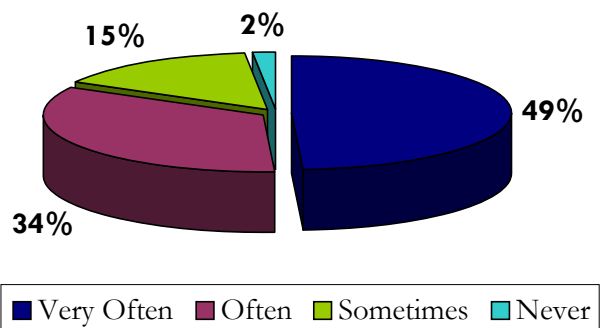


Chart 1. Time spent smoking outdoors

Control (CDC), one in every five adults in the US smoke cigarettes. In California, an estimated 14.5% of adults (one in seven) smoke cigarettes.³ In addition, the California Department of Health Services Tobacco Control Program (CTCP) estimates that Californians smoke an average of 14.1 cigarettes per day.⁴ Based on the data provided by the participants of the study and facts from the CDC and CTCP, it can be estimated that over 19 million cigarette butts are thrown onto the ground in the state of California every day if 14.5% of the 26 million adult Californians that smoke litter 36% of the 14.1 cigarettes they smoke per day.⁵

Over 80% of participants believe there are not enough cigarette butt receptacles in outdoor public locations.

According to Keep America Beautiful, smokers blame their littering on a lack of well-placed bins for cigarette butts. When participants of the study were asked if they think there are enough public trash receptacles for cigarettes, an overwhelming majority (83.3%) said no. If respondents answered no, they were asked where exactly in the community they would like to see additional receptacles. The most common responses include the following: transfer points (i.e. bus stops and train stations), at every trash can, parks, outside of bars, and outside shopping centers.

The participants almost unanimously believe it is important to keep public places free of cigarette litter and rated five reasons why they believe so (1 the most important reason and 5 the least). The results were averaged by SurveyMonkey with a rating system that averaged all responses – the lowest average number is the most important reason and highest average number is the least. Results are as follows:

| | <i>Rating Average</i> |
|---|-----------------------|
| 1. Butt littering is harmful for the environment/waterways..... | 1.9 |
| 2. Litter is unsightly..... | 2.43 |
| 3. It looks nicer when it is clean..... | 2.58 |
| 4. People are more likely to visit clean places..... | 3.54 |
| 5. Property values will increase..... | 4.08 |

The most common “other” responses included preventing fire, keeping kids safe and maintaining proper sanitation. It is clear that participants understood that butt littering is harmful to the environment and an ugly sight in our neighborhoods. In addition, the smokers of the study clarify that the main reason why butt littering occurs is due to the reality that smokers litter out of habit and because littering is an easy way to purge their cigarette when finished. The following list outlines the main reasons why they think littering occurs from most common (1) to least common (7):

| | <i>Rating Average</i> |
|--|-----------------------|
| 1. Habit/lazy..... | 2.0 |
| 2. It’s easy disposal..... | 2.59 |
| 3. Not enough bins..... | 3.14 |
| 4. Unaware of environmental impact..... | 3.17 |
| 5. Don’t think about it..... | 3.40 |
| 6. Unaware of financial cost of littering..... | 3.95 |
| 7. Unaware of fines for littering..... | 4.36 |

Participants then ranked various options that they believe would be the best way to reduce cigarette litter and keep local areas clean. Their answers were averaged from most effective (1) to least effective (5) in the following order:

| | <i>Rating Average</i> |
|--|-----------------------|
| 1. Provide and service ashtrays in public places | 1.67 |
| 2. Provide/promote use of butt bins | 2.26 |
| 3. Conduct butt littering education and awareness programs..... | 2.84 |
| 4. Provide behavior altering signage in locations prone to butt littering..... | 2.91 |
| 5. Enforce penalties/fines for butt littering..... | 2.96 |

Since the rating averages are so close in range, the priorities of each participant were different in determining the most effective way to reduce cigarette litter. The first two responses indicate that smokers want to see more ash receptacles in public places to make proper disposal more convenient. This would involve Public Works and local businesses to provide and/or service the receptacles to further reduce cigarette litter in the community. According to participants, the third most important tool to reduce cigarette litter is to see an awareness program about the impact of cigarette litter. With education and information, smokers can make a conscience choice about their disposal actions. If the public is unaware of the consequences of their actions, they are not given the option to choose. Public outreach and education gives them that option. Finally, participants selected to enforce litter fines as the last option for effective cigarette litter reduction. According to those surveyed, enforcement is not the most crucial form to reduce cigarette litter, but is considered fundamental to implement a successful approach to the cigarette litter reduction campaign, according to Keep America Beautiful.

Lastly, the surveyed participants were asked if they currently use a portable ashtray and if they would be willing to use one if given one for free. Of the participants surveyed, 95% said they do not currently use a portable pocket ashtray and 97% of those surveyed said they would be willing to use a pocket ashtray if provided one for free.

iv. PILOT PERIOD

In order to make proper disposal more convenient to the smoker, a pocket ashtray and reminder wristband were distributed to each participant after completion of the initial survey. A cigarette litter fact sheet was also included to provide the smoker with details about the history of cigarette litter and information about hazards that cigarette litter has on the environment.

The pocket ashtray (shown on the right) is a device that fits approximately four used cigarette butts in the container which can be eventually emptied when the smoker locates a receptacle to dump the butts. This habit-changing tool allows smokers to be personally responsible for the proper disposal of cigarettes; even when a receptacle is unavailable.



Figure 2. Reminder wristband

The second element included in the study was a silicone “reminder wristband” (shown on left) with an embossed statement that read, “I am not a Litterbug.” This was to be voluntarily worn by the smoker as a reminder to not litter their cigarette butts.

Participants were asked to use the pocket ashtray and reminder wristband for a one month trial period and provide feedback through a second survey about their experience with the cigarette litter reduction campaign.

v. SURVEY #2 RESULTS

Of the 188 initial participants surveyed, 138 people (73% of the original group surveyed) provided feedback about their experience during the pocket ashtray pilot study. Overall, the study proved to be a success among surveyed participants due to their feedback that revealed over 85% of the participants are very/extremely likely to make sure to properly dispose their butts. Almost 60% of the participants said they are very/extremely likely to continue to use their pocket ashtray after the end of the study, while 11.6% of the participants would never use the ashtray following the study period.

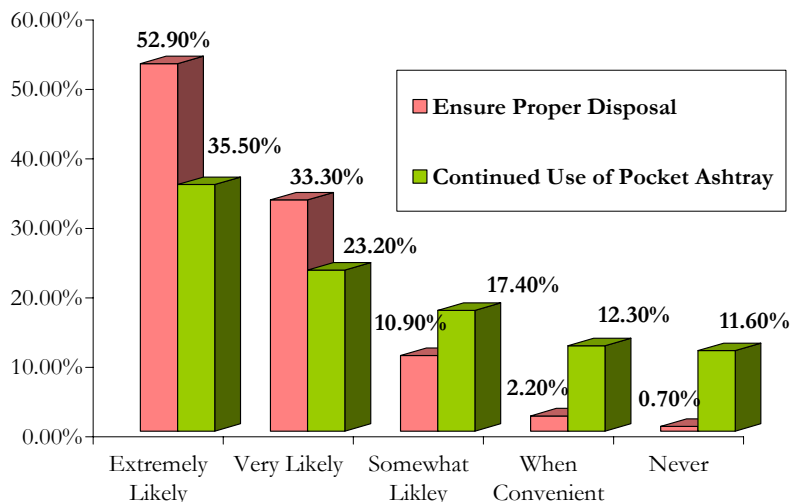


Chart 3. Likelihood of proper cigarette disposal and pocket ashtray use

Even though some participants may not be willing to consistently carry a pocket ashtray, it is clear that this study has provided the participant with new information to allow the smoker to make an educated choice about proper cigarette butt disposal.

It was also important for the study to determine why smokers were willing to use the pocket ashtray or not. When given various options, the two most fundamental factors that influenced the participants to use the pocket ashtray were the following:

1. They care about the environment and did not want to litter.
2. The pocket ashtray make proper disposal more convenient.

The combination of convenience and environmental awareness were the major reasons why participants chose to use the pocket ashtray.

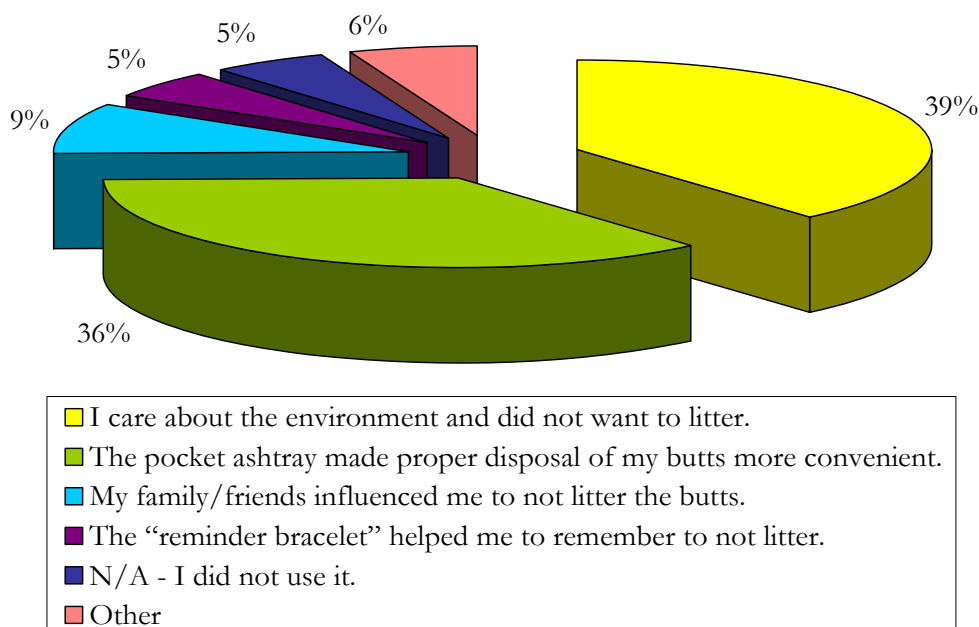


Chart 4. Fundamental Factors Influencing Smokers to use the Pocket Ashtray

If participants did not use the pocket ashtray, their reasons included the following: they forgot to use it, the ashtray smelled, it was inconvenient to carry or they lost it. The main reason why participants did not use the pocket ashtray was that the participant forgot to use it. As a new, introduced habit for cigarette disposal, behavioral changes take time to occur. The participant is aware that they should properly dispose of cigarette butts, but the smoker needs time to allow use of the pocket ashtray to become a standard procedure for disposal. Like bringing grocery bags to the grocery store, many people are aware they should be doing this practice, but it takes time for the action to become a habit. The second reason participants did not use the pocket ashtray was because it smells. Many people commented that they did not want to carry cigarettes around with them since the stench lingered in their pockets or purses. Participants would be happier to use a pocket ashtray that truly sealed in order to prevent the smell from escaping. Also, 13.8% of those surveyed did not use the pocket ashtray since it was an inconvenience to carry. Lastly, 9.4% of participants misplaced the pocket ashtray, which did not allow them to further use it.

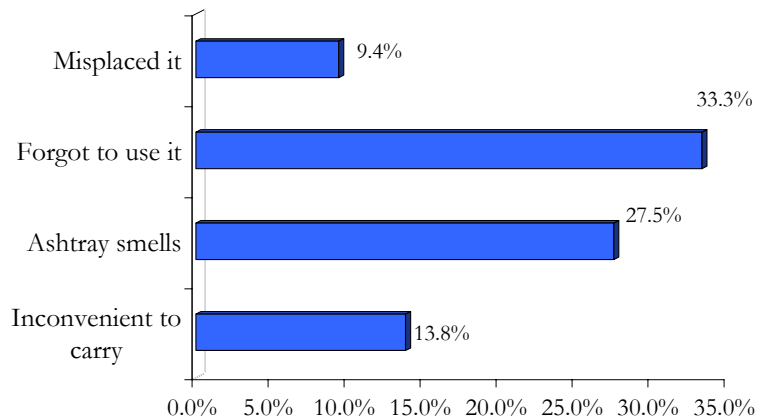


Chart 5. Reasons participants did NOT use the pocket ashtray

Along with the pocket ashtray, participants received a reminder wristband to remind themselves not to litter after smoking. Participants were asked to provide feedback about how often they wore the reminder wristband and how helpful it was in reminding them to not litter their cigarette butts. As a result, almost two-thirds of the participants did not wear the wristband at all, while 27.5% of participants wore the wristband “sometimes.” Just over 10% of the participants wore the wristband often or always.

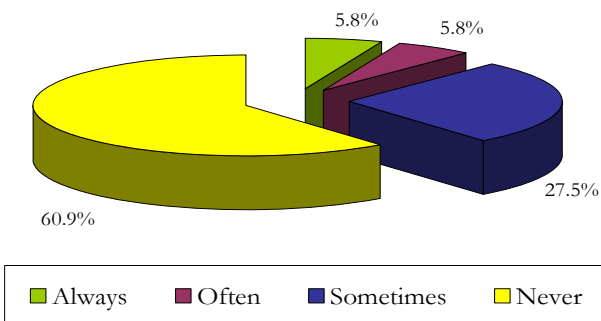


Chart 6. Wristband use

wristband moderately useful and 14% felt it was extremely helpful to wear. Clearly, the wristband proved to be ineffective as a tool to remind smokers not to litter since many participants did not wear the wristband at all or find it helpful in remembering not to litter.

In the end, the participants were asked to

Of the 66 participants that wore the wristband, 36% found the wristband not helpful in reminding them to not litter their cigarette butts, while 35% found it somewhat useful. Fifteen percent found the

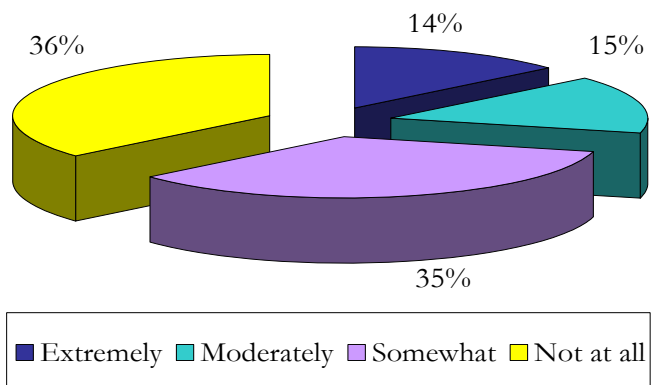


Chart 7. Usefulness of wristband as a reminder to not litter

provide an open-ended response about their experience with the pocket ashtray and pilot study as a whole, as well as provide recommendations for program improvements. The following comments are common themes of the feedback that was received from the 137 participants that filled out the follow-up survey:

It made me more aware of the fact that I used to throw butts out the window while driving and on the streets. I see others do this and until I quit smoking, I will use my pocket ashtray. Thank you.

More education is needed for smokers who do not realize how much harm cigarette waste is causing to the environment.

I often found the ashtray was too small to fit all of the butts. Also, it began to have a bad odor.

At first I kept forgetting it in my bag and was self-conscious about using it but after the first week, it became easier to use and some friends even asked why I did it and congratulated me in doing so.

I think this was a very good idea. By having the pocket ashtray, I had somewhere to be able to put out my cigarette and not litter.

(The pocket ashtray is an) excellent idea and very convenient. The ashtray smells which makes it less than appealing BUT it's a good reminder to empty it!

The pocket ashtray didn't smell very good when it was in my pocket. It was bulky and often times I would forget it.

Now I have a convenient place to put my butts, other than the ground.

The pocket ashtray was inconvenient. I don't carry coins...what more, a pocket ashtray? The only think I place in my pocket is my wallet.

It made me more aware of my surroundings when I smoked, and I stopped to think when there was no place to put out the cigarette....I littered one butt during this time, and it was so automatic that I was shocked when I realized what I did. If I had a pocket everyday that ashtray would have been in it. It will go with me in my purse, but I usually find somewhere else to put the butt.

PART 2: CIGARETTE LITTER NEIGHBORHOOD SCAN

i. BACKGROUND

A separate approach to cigarette litter reduction in the county involved a neighborhood scan of cigarette litter in six business districts within San Mateo County. A cigarette litter scan, developed by Keep America Beautiful, Inc., is a method used to quantify cigarette butt litter in a target area. This “scanning” methodology involved an actual count of cigarette litter on the ground that was tracked address-by-address in a downtown area, shopping district, etc. A quantitative assessment of the cigarette litter problem provided baseline data for ongoing evaluation of cigarette litter prevention program effectiveness. This data also helps identify where individuals are smoking and may litter cigarette butts so that the cigarette litter prevention program can focus on specific locations to change littering behavior.

In order to change the littering behavior of smokers, SMCWPPP planned to post signage and install cigarette receptacles at local cigarette litter hot-spots to encourage proper disposal of cigarette butts in our local community. To measure the impacts of this approach, a before and after litter scan was

performed to quantify the number of cigarettes at each local business where the signage and receptacles were installed.

ii. NEIGHBORHOOD SCAN RESULTS (*Appendix G*)

At the end of March, two volunteers and a coordinator from SMCWPPP picked up and counted 5,507 butts on the sidewalks and gutters at a total of 167 local businesses in San Mateo County. The areas that were scanned include downtown Redwood City, downtown San Mateo and Safeway on El Camino Real of San Mateo, downtown Half Moon Bay, Manor Plaza of Pacifica, Harbor Blvd and the Safeway shopping plaza at Ralston and El Camino of Belmont, & Middlefield Rd. of unincorporated North Fair Oaks. This initial scan provided the baseline to target specific businesses that have accumulated a high amount of cigarette litter on their property.



With the permission of businesses owners or managers, and city representatives, 56 signs were posted at 22 businesses and public locations, featuring a picture of a cigarette butt with the tag line, “This is Litter Too” (*Appendix H*). These signs were ordered in various sizes and forms to fit different needs of different businesses. The signs were 10x7” or 5x7” in an aluminum format to mount on the outdoor side of building walls and a window cling designed to post on the inside or outside of window store fronts.

SMCWPPP also purchased wall mounted cigarette butt receptacles and larger standing cigarette butt receptacles to distribute to interested businesses that have a substantial cigarette litter problem on their property. Using the results from the neighborhood scan, four receptacles were placed at the following locations due to their substantial amount of cigarette litter on their property:

- San Mateo – Safeway, 1655 El Camino Real
- Pacifica – Manor Smoke Shop, 123 Manor Dr.
- Belmont – Harbor Bar, 150 Harbor Blvd.
- San Bruno – The Shops of Tanforan (outside BJ’s Restaurant), 1150 El Camino Real



Figure 3. Cigarette butt receptacle

Even businesses that did not agree to post signs or cigarette receptacles on their property were still appreciative of the outreach communicated to their store in order for them to turn to their grounds keepers to keep their property clean from butts. Although not tackling the goal to prevent cigarette litter from occurring, businesses are still taking an extra step to prevent cigarette litter from entering the environment.

Cigarette litter was reduced by 56% in the six neighborhoods of San Mateo County that received targeted outreach.

After the signs and receptacles were put in place, a period of about two months passed to give the public time to utilize the new receptacles and recognize the signage. The follow-up scan was performed to re-count the number of butts littered at the same business locations, resulting in a total of 2,422 cigarette butts – just 44% of the original 5,507 butts that were picked up in the first scan. In the end, the Cigarette Litter Prevention Program resulted in a 56% reduction of cigarette litter in communities that received targeted outreach from the cigarette litter reduction program.

CONCLUSIONS

- 83% of the participants of the study believed there are not enough trash receptacles in the local community of San Mateo County.
- On average, participants believed the best way to reduce butt littering in the community is for ash receptacles to be provided and serviced in public places.
- 64.5% of the participants used the pocket ashtray often/very often, while 9.4% never used the pocket ashtray at all.
- Over 60% of the participants did not wear the reminder wristband and over 36% of those that wore the wristband found it to not be helpful as a reminder to not litter.
- Over 60% of the participants chose to use the pocket ashtray because they understand the environmental impacts of cigarette litter and because the pocket ashtray made proper disposal more convenient
- 86% of the participants surveyed committed to properly disposing their cigarette butts often/very often.
- 58.2% of the participants surveyed noted they are very likely/extremely likely to continue to use the pocket ashtray following the pilot study.
- Measured by a before and after cigarette litter neighborhood scan, cigarette litter was reduced by 56% in the neighborhoods that received targeted signage and cigarette butt receptacles.

The success of the program resulted from a combination of diverse forms of outreach offered to community members, businesses and municipal partners. Presented with facts about local and nationwide issues about the problems with cigarette litter, smokers and business owners become more interested in participating in the cigarette litter prevention program.

Overall, participants found the pocket ashtray to be a useful device that made proper disposal for cigarette butts more convenient. However, the pocket ashtray smelled and participants would be more likely to use a device that better concealed the smell. Feedback from the follow-up survey confirmed that the program outreach was effective since the smokers of the study are now more cognizant of the effects of cigarette litter and will find a way to properly dispose of the butt, even if they don't use the pocket ashtray. The receptacles and signage also showed to reduce cigarette litter by over fifty percent in the areas that received these forms of outreach.

Like recycling a soda can or composting banana peels, the general public is willing to make the right decision when the option to do so is well-communicated and convenient. Through effective communication, the public can be properly educated about the reasons to make the proper, environmentally-friendly choice. For example, the soda can should be recycled because a soda can from recycled material uses 95% less energy to create another soda can one that comes from virgin aluminum. The benefit is that recycling a soda can reduces energy consumption and saves non-renewable resources. By conveying the importance of this message to the public and making participation a convenient choice (i.e. weekly curbside recycling service), the public will be more likely to comply. In the same sense, various partners of the community were educated about the cigarette litter problem and a suitable solution was offered to make the proper choice a convenient choice.

The results from this pilot study lay the foundation to further develop the cigarette litter prevention program. Additional support from elected officials, media, non-profits, businesses, smokers and non-smokers is crucial for the cigarette litter prevention program to ensure further program success through reduced cigarette litter and proper cigarette disposal.

RECOMMENDATIONS

To sustain and expand the Cigarette Litter Prevention Program within San Mateo County, SMCWPPP recommends the following actions:

1. Sustain education initiatives and expand public and private partnerships to monitor and reduce marine debris.
 - Establish long-term support for maintaining the program (i.e. with the Board of Supervisors, Keep America Beautiful, Watershed groups, Smoking Cessation groups, Environmental Non-profits, municipalities, code enforcement, etc.).
 - Recruit local college students, interns or volunteers to become a task force in the program.
 - Students can make a documentary of the effects of cigarette litter and the outreach they are doing to prevent cigarette litter (similar to This is Public Health Campaign www.thisispublichealth.org)
 - Distribute more pocket ashtrays to smokers with a signed pledge to not litter (via internet or in person). (example pledge at www.buttlitteringtrust.org – click Butt Free Toolbox – Butt Free City – Step 4 Implement Your Butt Free Project – Butt Free City – scroll to downloads and find pledge card).
 - Give out pocket ashtrays to retail stores that sell cigarettes to pass out free pocket ashtrays with purchase of cigarette pack.
 - Recruit/encourage stores to sell pocket ashtrays in retail locations (i.e. liquor stores, gas stations, 7-11, etc.)
 - Continue neighborhood litter scans (quarterly) to count butts on business property (businesses are shocked when they hear about many butts are found on their specific property).
 - Wear t-shirts from KAB during the scan to educate people about their cause.
 - Continuing to post cigarette litter signage with businesses or cities.
 - Pass out literature to businesses about positive results of receptacles and signs.
2. Establish free media support
 - Submit press releases, advertise with free media outlets (i.e. Craigslist, twitter, radio PSA's, etc.) and work with media to receive more public support on litter reduction campaign
 - Designs cigarette litter resource page on www.flowstobay.org
3. Advertise
 - Place ads at bus stops, transfer points, billboards, back of buses, radio, on the internet (Facebook, SF gate, etc.)

REFERENCES

¹ www.preventcigarettelitter.org

² www.oceanconservancy.org/site/News2?abbr=icc_&page=NewsArticle&id=12575

³ www.cdc.gov/tobacco/data_statistics/fact_sheets/adult_data/adult_cig_smoking.htm

⁴ www.cdph.ca.gov/programs/Tobacco/Documents/CTCPCConsumption05.pdf

⁵ www.census.gov/Press-Release/www/releases/archives/population/004083.html

FURTHER RESOURCES

Keep America Beautiful - www.kab.org

Guide to Cigarette Litter Prevention (from Keep America Beautiful) – www.preventcigarettelitter.org

California Coastal Commission – www.coastal.ca.gov

Butt Littering Trust of Australia - www.buttlitteringtrust.org



San Mateo County Pocket Ashtray Pilot Study

Reducing Litter One Butt At a Time!



Join the San Mateo Countywide Water Pollution Prevention Program's efforts to reduce CIGARETTE LITTER in the COUNTY!
For City and County Employees and their family and friends!
200 Volunteers Needed!

Cigarette butts are the most littered item in America and around the world, but they don't have to be!

San Mateo Countywide Water Pollution Prevention Program is providing FREE pocket ashtrays and FREE reminder wristbands to smokers who agree to participate in a three to four week anti littering pilot program.

To Participate:

- Take our [survey](#)
- Use the pocket ashtray for 3-4 weeks
- **NEW** Complete the ["After" survey](#)

Please register by December 29, 2008

Contact: Julie Colvin (650) 372-6291 or jcolvin@co.sanmateo.ca.us for more information or to complete a paper survey instead.

Free Gift Card with Participation:



BARNES & NOBLE

- Municipalities
- Member Agencies
- New Development
- Green Streets & Parking Lots
- Trainings and Workshops
- Presentations
- Brochures
- Password Protected
- PIP
- WAM
- ND
- TAC
- CII
- Municipal Maintenance
- Archive

FREE Pocket Ashtrays for Smokers of San Mateo County (millbrae)

[prohibited](#)[spam/overpost](#)[test of craigslist](#)Reply to: sale-984223235@craigslist.org

Date: 2009-01-07, 3:27PM PST

Help Keep San Mateo County Clean! Join the San Mateo Countywide Water Pollution Prevention Program's efforts to reduce CIGARETTE LITTER in the COUNTY!

200 Volunteers Needed!

Cigarette butts are the most littered item in America and around the world, but they don't have to be! San Mateo Countywide Water Pollution Prevention Program is providing FREE pocket ashtrays and FREE reminder wristbands to smokers of San Mateo County who agree to participate in a three to four week anti-littering pilot program.

To Participate:

- Take our survey online at http://www.flowstobay.org/ms_pilot_study.php
- Once you complete the survey, you will be sent a pocket ashtray to dispose your butts when a trash can is not available & and reminder wristband to keep you motivated to not litter.
- In a few weeks, we will follow up with you to attain your comments about your experience through the "After" survey

PLEASE ONLY RESPOND IF YOU ARE A RESIDENT OF SAN MATEO COUNTY & INTERESTED IN TESTING OUR PROGRAM

Free Gift Card with Participation!

(ie completion of both before & after surveys)

Contact: Julie Colvin (650) 372-6291 or jcolvin@co.sanmateo.ca.us for questions or further information.

Visit <http://www.flowstobay.org/> to learn more about reducing water pollution in San Mateo County.

Reducing Cigarette Litter San Mateo County Smoker Survey #1

| 1. How many years have you been a smoker? | % | # |
|---|-------|----|
| > 5 | 14.4 | 27 |
| 5 – 10 years..... | 23.4 | 44 |
| 10 – 20 years..... | 25.25 | 48 |
| Never..... | 36.7 | 69 |

| 2. How much do you smoke? | % | # |
|----------------------------------|------|----|
| A couple cigarettes per day..... | 20.2 | 38 |
| 5 – 10 cigarettes per day..... | 24.5 | 46 |
| ½ per day..... | 23.4 | 44 |
| ~1 pack per day..... | 26.1 | 49 |
| More than 1 pack per day..... | 5.9 | 11 |

3. Where do you smoke?

| | VERY OFTEN | OFTEN | SOMETIMES | NEVER | RESPONSE COUNT |
|-------------------|------------|-------|-----------|-------|----------------|
| At home | 61 | 50 | 36 | 27 | 174 |
| Outdoors | 87 | 60 | 27 | 3 | 177 |
| In your car | 63 | 36 | 47 | 28 | 174 |
| Outside work bldg | 51 | 42 | 41 | 28 | 162 |
| Anywhere you can | 47 | 43 | 47 | 21 | 158 |
| Other | 7 | 6 | 9 | 26 | 48 |

If other, how? (Most common responses included at the beach, lodges, and friends' homes)

4. How do you dispose of your cigarettes? (check all that apply)

| | VERY OFTEN | OFTEN | SOMETIMES | NEVER | RESPONSE COUNT |
|-------------------------|------------|-------|-----------|-------|----------------|
| Throw on ground | 34 | 62 | 62 | 27 | 158 |
| Throw out of car | 24 | 43 | 43 | 73 | 156 |
| Throw in trash can | 49 | 43 | 43 | 31 | 166 |
| Put in ashtray | 88 | 24 | 24 | 9 | 175 |
| Put it portable ashtray | 8 | 11 | 11 | 110 | 137 |
| Other | 21 | 6 | 6 | 25 | 62 |

If other, how? (Most common responses included disposing in an empty bottle or jar, down the toilet, in a can or directly in their pocket.)

| 5. Do you think there are enough public trash receptacles for cigarettes? | % | # |
|---|------|-----|
| Yes..... | 16.7 | 31 |
| No..... | 83.3 | 155 |

If no, where would you like to see the trash receptacles placed?

(Most common answers included transfer points (i.e. bus stops and train stations), at every trash can, parks, outside of bars, and outside shopping centers.)

| | | |
|-----------------------------------|-----------|-----|
| 6. Do you use a personal ashtray? | % | # |
| Yes..... | 5.9..... | 11 |
| No..... | 94.1..... | 177 |

| | | |
|--|-----------|-----|
| 7. Would you use a pocket ashtray if provided with one for free? | % | # |
| Yes..... | 80.9..... | 152 |
| No..... | 3.2..... | 6 |
| Maybe..... | 16..... | 30 |

| | | |
|---|-----------|-----|
| 8. Do you think cigarette butt littering is a problem in general? | % | # |
| Yes..... | 71.8..... | 135 |
| No..... | 9.6..... | 18 |
| Somewhat..... | 18.6..... | 35 |

If yes or somewhat, what location have you seen that are problem areas for cigarette litter?
 (Most common answers included beaches, parking lots, downtown areas, shopping centers, public transportation stops, bars and restaurants.)

| | | |
|---|-----------|-----|
| 9. Do you think it is important to keep public areas clean from butt littering? | % | # |
| Yes..... | 98.4..... | 185 |
| No..... | 1.6..... | 3 |

If yes, for which reasons do you think it is important to keep public areas clean from butt litter?
 (rate choices from 1 – 6; 1 being most important, 6 the least)

RATING AVERAGE

| | |
|--|------|
| Butt littering is harmful for the environment/waterways..... | 1.9 |
| Litter is unsightly..... | 2.43 |
| It looks nicer when it is clean..... | 2.58 |
| People are more likely to visit clean places..... | 3.54 |
| Property values will increase..... | 4.08 |
| Other (Most common answers included preventing a fire, keeping kids safe, and maintaining proper sanitation) | |

10. Why do you think littering occurs? (rate choices from 1 – 7; 1 being the most common, 7 the least)

RATING AVERAGE

| | |
|---|------|
| Habit/lazy..... | 2.0 |
| It's easy disposal | 2.59 |
| Not enough butt bins..... | 3.14 |
| Unaware of environmental impact of butt littering..... | 3.17 |
| Don't think about it | 3.4 |
| Unaware of the financial cost of butt littering..... | 3.95 |
| Unaware that there are fines for littering..... | 4.36 |
| Other (Most common answers included smokers being inconsiderate or rude.) | |

APPENDIX G

| Business Name | ADDRESS | City | Initial Scan | | Follow-up | | Signs Given | | | | | | Receptacle Given | | NOTES | Follow-up Notes | |
|----------------------|----------------|---------|--------------|-----------------------------|-----------|-----------------------------|------------------------|----------------|------------|-----------|--------------|-------------|------------------|-----------------|----------|-----------------|---|
| | | | Date | # butts on sidewalk or curb | Date | # butts on sidewalk or curb | # existing ash recept. | # storm drains | 10x7 metal | 5x7 metal | 10x7 Sticker | 5x7 Sticker | Lamina ted ENG | Lamina ted SPAN | | | Large recept |
| TOTAL | | | | 5507 | | 2422 | 61 | 30 | 15 | 3 | 20 | 11 | 5 | 5 | 3 | 1 | |
| El Metate | 130 Harbor | Belmont | 3/24 | 59 | 5/26 | 21 | 1 | | | | 1 | | | | | | |
| Jansen Enterprise | 140 Harbor | Belmont | 3/24 | 61 | 5/26 | 47 | | | | | | | | | | | |
| Harbor Bar | 150 Harbor | Belmont | 3/24 | 203 | 5/26 | 76 | | 1 | | 1 | 1 | | | 1 | | | met with mngr George. Said there is a guy that comes by once in awhile that sweeps their sidewalk and cleans up the butts. The receptacle was out and holding the door open. There were still a lot of butts blatantly on the ground and it will be important for enforcement to follow through to keep this area clean since it is a huge hot spot |
| Little Belmont Café | 232 Harbor | Belmont | 3/24 | 48 | 5/26 | 21 | | 1 | | | 2 | | | | | | |
| Safeway | 1100 ECR | Belmont | 3/24 | 304 | 5/26 | 86 | 2 | | | | | | 1 | | | | met with mngr. Han, took sign to put in break room for employees and said he will talk to his landscapers about improving their cleanup. Didn't post signs outside but was effective outreach through communication about the cig litter |
| Peet's | 1200 ECR # 236 | Belmont | 3/24 | 25 | 5/26 | 19 | | | | | | | | | | | in planters |
| Togo's | 1200 ECR | Belmont | 3/24 | 2 | 5/26 | 1 | | | | | | | | | | | |
| Baskin & Robins | 1200 ECR # A2 | Belmont | 3/24 | 0 | 5/26 | 1 | | | | | | | | | | | |
| Super Cuts | 1250 ECR | Belmont | 3/24 | 4 | 5/26 | 0 | | | | | | | | | | | |
| Toto's Pizza | 1250 ECR# B2 | Belmont | 3/24 | 2 | 5/26 | 5 | | | | | | | | | | | |
| AT&T | 1250C ECR | Belmont | 3/24 | 8 | 5/26 | 0 | | | | | | | | | | | butts around side on walkway |
| Safeway | 1655 S ECR | SM | 3/24 | 460 | 5/26 | 12 | 2 | 2 | 1 | | 2 | 1 | | 1 | | | most butts in planter area; there were 3 trash cans, and 2 cig urns, but many butts still all over - store mngr. Josh Schultz - met with on 4/6 and said they will install the bin within the week! |
| HSBC | 277 B St. | SM | 3/31 | 67 | 5/26 | 19 | 1 | 1 | | | | | | | | | |
| vacant, up for lease | 255 B St. | SM | 3/31 | 12 | 5/26 | 4 | 1 | | | | | | | | | | |
| Bay Home & Linens | 253 B St. | SM | 3/31 | 6 | 5/26 | 6 | | | | | | | | | | | says he gets a lot of butts after the weekend from the people smoking at the bars |
| La Michoacana | 251 B St. | SM | 3/31 | 19 | 5/26 | 12 | | | 1 | | | | | | | | |
| Tres Amigos | | SM | 3/31 | 26 | 5/26 | 17 | 1 | 1 | | | | | | | | | |
| Century Theatre | | SM | 3/31 | 124 | 5/26 | 72 | 5 | 1 | | | 3 | | | | | | only one sign left up on pole. Added another sticker |

APPENDIX G

| Business Name | ADDRESS | City | Initial Scan | | Follow-up | | Signs Given | | | | | | Receptacle Given | | NOTES | Follow-up Notes | |
|---------------------------------------|--------------------------|------------|--------------|-----------------------------|--------------|-----------------------------|------------------------|----------------|------------|-----------|--------------|-------------|------------------|-----------------|-------|-----------------|---|
| | | | Date | # butts on sidewalk or curb | Date | # butts on sidewalk or curb | # existing ash recept. | # storm drains | 10x7 metal | 5x7 metal | 10x7 Sticker | 5x7 Sticker | Lamina ted ENG | Lamina ted SPAN | | | Large recept |
| Bella Nirvana | 457 Oceana Blvd | Pacifica | 3/30 | 2 | 5/29 | 2 | | | | | | | | | | | |
| Mazzetti's Bakery | 101 Manor Dr | Pacifica | 3/30 | 37 | 5/29 | 18 | | | | | | | | | | | |
| Kent Cleaners | 119 Manor Dr. | Pacifica | 3/30 | 6 | 5/29 | 2 | | | | | | | | | | | |
| Manor Smoke Shop | 123 Manor Dr | Pacifica | 3/30 | 70 | 5/29 | 26 | | | | 1 | | | | | 1 | | gave wall receptacle to worker at store (spencer), said mngr comes in at night 530-7ish. Says the owner would love to have the wall receptacle because the city doesn't clean up their streets and he is a neat freak Follow-up: check if they put up the receptacle ask for Prem 359-1983 - called 4/6, said it was installed on the front door. |
| Kragen | 133 Manor Dr | Pacifica | 3/30 | 16 | 5/29 | 47 | | | | | | | | | | | |
| 7-11 | 137 Manor Dr. | Pacifica | 3/30 | 45 | 5/29 | 32 | | 4 | | | | | | | | | sign removed |
| Nail Plus | Manor Plaza | Pacifica | 3/30 | 16 | 5/29 | 3 | | | | | | | | | | | |
| Pacifica Liquors | Manor Plaza | Pacifica | 3/30 | 7 | 5/29 | 1 | | | | 1 | | | | | | | |
| Surf Lounge Bar | Manor Plaza | Pacifica | 3/30 | 8 | 5/29 | 3 | 1 | | | | | | | | | | had one bucket out from for butts that was getting good use |
| One Day Tax Service | Manor Plaza | Pacifica | 3/30 | 0 | 5/29 | 4 | | | | | | | | | | | |
| Barber Shop | Manor Plaza | Pacifica | 3/30 | 3 | 5/29 | 0 | | | | | | | | | | | |
| Viva Italiano | Manor Plaza | Pacifica | 3/30 | 8 | 5/29 | 1 | | | | | | | | | | | |
| Wash & Dry | Manor Plaza | Pacifica | 3/30 | 4 | 5/29 | 3 | | | | | | | | | | | |
| Manor Room Pizza | Manor Plaza | Pacifica | 3/30 | 3 | 5/29 | 2 | | | | | | | | | | | |
| Green Enchilada | Manor Plaza | Pacifica | 3/30 | 3 | 5/29 | 1 | | | | | | | | | | | |
| Kay Heung | Manor Plaza | Pacifica | 3/30 | 1 | 5/29 | 1 | | | | | | | | | | | |
| Pacifica Farmer's Marke | Manor Plaza | Pacifica | 3/30 | 1 | 5/29 | 1 | | | | | | | | | | | |
| Cleaners by Albert | Manor Plaza | Pacifica | 3/30 | 1 | 5/29 | 1 | | | | | | | | | | | |
| Pet Supplies | Manor Plaza | Pacifica | 3/30 | 2 | 5/29 | 2 | | | | | | | | | | | |
| Coastside Critters | Manor Plaza | Pacifica | 3/30 | 4 | 5/29 | 2 | | | | | | | | | | | |
| Manor Music | Manor Plaza | Pacifica | 3/30 | 6 | 5/29 | 11 | | | | | | | | | | | |
| Safeway | 12 Manor Plaza | Pacifica | 3/30 | 76 | 5/29 | 31 | 3 | | | 2 | | | | | | | met with mngr Arnold who gave approval to put up signs. Was surprised we picked up 76 butts on their property. Had 2 trash cans and 2 ash urns |
| Pyramid Edu | 460 Manor Plaza | Pacifica | 3/30 | 7 | 5/29 | 7 | | | | | | | | | | | |
| Colombos Delicatessen | 484 Manor Plaza | Pacifica | 3/30 | 4 | 5/29 | 2 | | | | | | | | | | | |
| YouNameIt Antiques | 488 Manor Plaza | Pacifica | 3/30 | 3 | 5/29 | 2 | | | | | | | | | | | |
| Tom's Cuisine of China | Manor Plaza | Pacifica | 3/30 | 26 | 5/29 | 19 | 1 | 1 | | | | | | | | | |
| Bill Meyer Hoff's Tires | Manor Plaza | Pacifica | 3/30 | 4 | 5/29 | 5 | | | | | | | | | | | |
| Camelot | Manor Plaza | Pacifica | 3/30 | 4 | 5/29 | 5 | | | | | | | | | | | |
| Save More Meat Marke | Manor Plaza | Pacifica | 3/30 | 2 | 5/29 | 6 | | | | | | | | | | | |
| Good Health Vitamins | Manor Plaza | Pacifica | 3/30 | 0 | 5/29 | 4 | | | | | | | | | | | |
| Garden Deli café | | HMB | 3/30 | 20 | 5/29 | 8 | 1 | | | | | | | | | | |
| San Benito Hotel | | HMB | 3/30 | 2 | 5/29 | 4 | | | | | | | | | | | |
| San Benito House vacant, up for lease | 356 Main St. Main St. | HMB HMB | 3/30 3/30 | 124 9 | 5/29 5/29 | 33 11 | 2 | | | | | | | | | | called 726-4071, spoke with Max, but has to check with Scott (GM) to see if they could take the bin; says it sounds like something they could be interested in & will call back - called 4/10, said scott is the mngr of the grocery store. Nate is the right contact so call in afternoon; called 4/27 for Nate, sent me back to Scott to call at 726- |

APPENDIX G

| Business Name | ADDRESS | City | Initial Scan | | Follow-up | | Signs Given | | | | | | Receptacle Given | | NOTES | Follow-up Notes | |
|-----------------------|----------|-----------|--------------|-----------------------------|-----------|-----------------------------|------------------------|----------------|------------|-----------|--------------|-------------|------------------|-----------------|-------|-----------------|---|
| | | | Date | # butts on sidewalk or curb | Date | # butts on sidewalk or curb | # existing ash recept. | # storm drains | 10x7 metal | 5x7 metal | 10x7 Sticker | 5x7 Sticker | Lamina ted ENG | Lamina ted SPAN | | | Large recept |
| Chezshea Eatery | Main St. | HMB | 3/30 | 6 | 5/29 | 4 | | | | | | | | | | | |
| Quail Run | Main St. | HMB | 3/30 | 4 | 5/29 | 0 | | | | | | | | | | | |
| Rouge Boutique | Main St. | HMB | 3/30 | 2 | 5/29 | 0 | | | | | | | | | | | |
| Ocean Books | Main St. | HMB | 3/30 | 6 | 5/29 | 1 | 1 | | | | | | | | | | |
| Tu Pueblo | Main St. | HMB | 3/30 | 4 | 5/29 | 2 | | | | | | | | | | | |
| Castellammore | Main St. | HMB | 3/30 | 11 | 5/29 | 0 | | | | | | | | | | | |
| Bookstore | Main St. | HMB | 3/30 | 15 | 5/29 | 9 | | | | | | | | | | | |
| Upstairs Emporium | Main St. | HMB | 3/30 | 46 | 5/29 | 28 | | | | | | | | | | | mailed sign to Judy (mngr.) to post in community info board |
| Mac Dutra Park | Main St. | HMB | 3/30 | 115 | 5/29 | 99 | 5 | 1 | | | | | | | | | met with Mo Sharma of MNB PW, gave permission to post sign in park, mailed a laminate Spanish version to him to post since they recommended having a version in Span |
| Pescadero | Main St. | HMB | 3/30 | 10 | 5/29 | 2 | | 1 | | | | | | | | | |
| HMB Bakery | Main St. | HMB | 3/30 | 5 | 5/29 | 5 | 1 | | | | | | | | | | |
| Psychic Reader | Main St. | HMB | 3/30 | 2 | 5/29 | 3 | | | | | | | | | | | |
| M Coffee | Main St. | HMB | 3/30 | 10 | 5/29 | 3 | 1 | | | | | | | | | | |
| Tokenz | Main St. | HMB | 3/30 | 12 | 5/29 | 1 | | | | | | | | | | | |
| Garden Gallery | Main St. | HMB | 3/30 | 9 | 5/29 | 8 | | | | | | | | | | | |
| Main St. Dentistry | Main St. | HMB | 3/30 | 3 | 5/29 | 8 | 1 | | | | | | | | | | |
| Main St Gold Works | Main St. | HMB | 3/30 | 12 | 5/29 | 6 | 1 | | | | | | | | | | |
| HMB Inn | Main St. | HMB | 3/30 | 0 | 5/29 | 1 | | | | | | | | | | | |
| Unique Clothing | Main St. | HMB | 3/30 | 0 | 5/29 | 0 | | | | | | | | | | | |
| Fengeri Filbert | Main St. | HMB | 3/30 | 5 | 5/29 | 1 | | | | | | | | | | | |
| Vacant | Main St. | HMB | 3/30 | 8 | 5/29 | 1 | | | | | | | | | | | |
| HMB Electric | Main St. | HMB | 3/30 | 3 | 5/29 | 2 | | | | | | | | | | | |
| vacant | Main St. | HMB | 3/30 | 1 | 5/29 | 1 | | | | | | | | | | | |
| (old gas station) | Main St. | HMB | 3/30 | 10 | 5/29 | 9 | | | | | | | | | | | |
| City Hall | Main St. | HMB | 3/30 | 43 | 5/29 | 19 | | | | | | | | | | | |
| The Posh Moon | Main St. | HMB | 3/30 | 6 | 5/29 | 1 | | | | | | | | | | | |
| Hey Dude | Main St. | HMB | 3/30 | 1 | 5/29 | 1 | | | | | | | | | | | |
| Oasis Nat. Foods | Main St. | HMB | 3/30 | 2 | 5/29 | 0 | | | | | | | | | | | |
| P. Cottontail | Main St. | HMB | 3/30 | 3 | 5/29 | 0 | | | | | | | | | | | |
| Coastside Publishers | Main St. | HMB | 3/30 | 2 | 5/29 | 1 | | | | | | | | | | | |
| State Farm Insurance | Main St. | HMB | 3/30 | 2 | 5/29 | 0 | | | | | | | | | | | |
| Coastal Comforts | Main St. | HMB | 3/30 | 3 | 5/29 | 0 | | | | | | | | | | | |
| Main St. Grill | Main St. | HMB | 3/30 | 10 | 5/29 | 5 | | | | | | | | | | | |
| Tanforan Shopping Cen | 1150 ECR | San Bruno | 5/4 | 721 | 6/2 | 291 | 4 | | 2 | | 2 | 4 | | | 1 | | the Shops at Tanforan - said there are a lot more problem areas but are happy to take the one receptacle and may purchase more if they find our campaign successful in there area. follow-uped to get permission to post signs but didn't get back about other stores |

11. What do you think would be the best way to reduce butt littering? (rate choices from 1 – 6; 1 being the best, 6 the worst)

| | RATING AVERAGE |
|--|----------------|
| Provide and service ashtrays in public places | 1.67 |
| Provide/promote use of butt bins | 2.26 |
| Conduct butt littering education and awareness programs..... | 2.84 |
| Provide behaviour altering signage in locations prone to butt littering..... | 2.91 |
| Enforce penalties/fines for butt littering..... | 2.96 |
| Other (The most common answer was to provide smoking cessation classes) | |

CONTACT INFORMATION:

Please provide the following information, which will be held confidential and only used for follow up for the anti-litter pilot program.

Name:

Phone:

Email:

Address:

City, State Zip:

Department (if applicable):

PONY # (if applicable):

(Contact information was taken to mail the outreach pack to their address specified.)

Thank you for your feedback! In appreciation of your time and comments, the San Mateo Countywide Water Pollution Prevention Program would like to offer you a gift card from Peet’s Coffee or Barnes & Noble Bookstore. The cards will be distributed with the completion of the final survey. Please specify your preference.

| | % | # |
|---------------------|------|-----|
| Peet’s Coffee | 40.4 | 76 |
| Barnes & Noble..... | 59.6 | 112 |

Reducing Cigarette Litter San Mateo County Smoker Survey #2

| 1. How often did you carry the pocket ashtray? | % | # |
|--|------|----|
| Always | 25.4 | 35 |
| Often | 39.1 | 54 |
| Sometimes..... | 26.1 | 36 |
| Never..... | 9.4 | 13 |

| 2. When you did use the pocket ashtray, what were the fundamental factors that influenced you to do so? (Check all that apply.) | % | # |
|--|------|----|
| I care about the environment and did not want to litter..... | 65.9 | 91 |
| The pocket ashtray made proper disposal of my butts more convenient..... | 61.6 | 85 |
| The “reminder bracelet” helped me to remember to not litter..... | 15.9 | 22 |
| My family/friends influenced me to not litter the butts..... | 8.7 | 12 |
| N/A - I did not use it..... | 8.7 | 12 |
| Other..... | 10.1 | 14 |

(Most common “other” responses included that it was a better alternative to putting butts in a bottle or pocket and the convenience of the device made it easy to use.)

| 3. If you did not use the pocket ashtray at any point in the pilot study, what were the reasons? (Check all that apply.) | % | # |
|---|------|----|
| It is too inconvenient to carry..... | 13.8 | 19 |
| The ashtray smells | 27.5 | 38 |
| I could not remember to bring it with me..... | 33.3 | 46 |
| I misplaced it..... | 9.4 | 13 |
| Other..... | 42.8 | 59 |

(Most common “other” responses included that they did use the pocket ashtray all the time, it was difficult to use while driving, don’t always have a pocket to put it in)

| 4. How often did wear your “reminder wristband?” | % | # |
|--|------|----|
| Always | 5.8 | 8 |
| Often | 5.8 | 8 |
| Sometimes..... | 27.5 | 38 |
| Never..... | 60.9 | 84 |

| 5. How helpful was the reminder wristband in helping you to remember to not litter your cigarette butts? | % | # |
|--|------|----|
| Extremely..... | 6.5 | 9 |
| Moderately..... | 7.2 | 10 |
| Somewhat..... | 16.7 | 23 |
| Not at all..... | 17.4 | 24 |
| N/A – I did not wear it..... | 52.2 | 72 |

| 6. After participating in the pocket ashtray pilot study, how likely are you to make sure your cigarettes get into a trash can? | % | # |
|---|------|----|
| Extremely likely..... | 52.9 | 73 |
| Very likely..... | 33.3 | 46 |
| Somewhat likely..... | 10.9 | 15 |

| | | |
|----------------------|----------|---|
| When convenient..... | 2.2..... | 3 |
| Never..... | 0.7..... | 1 |

7. After participating in the pocket ashtray pilot study, how likely are you to continue using the pocket ashtray?

| | % | # |
|-----------------------|-----------|----|
| Extremely likely..... | 35..... | 73 |
| Very likely..... | 23.2..... | 32 |
| Somewhat likely..... | 17.4..... | 24 |
| When convenient..... | 12.3..... | 17 |
| Never..... | 11.6..... | 16 |

8. Which resources have you used since participating in the pocket ashtray pilot study?
(check all that apply)

| | % | # |
|--|-----------|-----|
| www.buttlitteringtrust.org | 2.9..... | 4 |
| www.cigarettelitterprevention.org..... | 7.2..... | 10 |
| www.flowstobay.org | 16.7..... | 23 |
| www.kab.org..... | 2.2..... | 3 |
| None..... | 76.1.... | 105 |

9. If you would like to see more ash receptacles in public places, please specify the location in San Mateo County that is in need of additional butt bins. Be as specific as possible.

Common responses include:

- Harbor Rd of Belmont
- Downtown Burlingame
- Pacifica beaches
- Manor Plaza & Esplanade Ave. of Pacifica
- Redwood City downtown and train station
- Moon's Pub and Safeway of San Mateo
- Laurel St. of San Carlos

10. Please describe your experience with the pocket ashtray pilot study. Provide any feedback, comments or suggestions about the cigarette litter reduction pilot program in regards to the pocket astray, the reminder wristband, and/or outreach suggestions.

Of the 137 open ended responses, the most common responses include the following:

- The pocket ashtray came in handy for my car
- I now have a convenient place to put my butts other than the ground
- The pocket ashtray was very stinky and I didn't want to use it since it would make me smell
- The wristband was not useful
- It came in handy when I was outside and couldn't find an acceptable palace to put my cigarette out. It was extremely easy to carry in my pocket.
- Excellent idea and very convenient. The ashtray smells which makes it less than appealing BUT it's a good reminder to empty it!
- It made me more aware of my surroundings when I smoked, and I stopped to think when there was no place to put out the cigarette
- More education is needed for smokers who do not realize how much harm cigarette waste is causing to the environment.
- It made me more aware of the fact that I used to throw butts out the window while driving and on the streets. I see others do this and until I quit smoking, I will use my pocket ashtray. Thank you.
- The pocket ashtray was inconvenient. I don't carry coins... what more a pocket ashtray. The only thing I place in my pocket is my wallet.

NO IFS, ANDS, OR BUTTS!

CIGARETTES ARE LITTER TOO

It is estimated that several trillion cigarette butts are littered worldwide every year. That's billions of cigarettes flicked, one at a time, on our sidewalks, beaches, parks, gardens, and other public places *every single day*. In fact, cigarette butts are the single most littered item in America and the world. In September, at the 2008 California Coastal Cleanup Day, over 25,000 cigarette butts were picked up in San Mateo County in just *one day*!


Smoking rates in the United States have dropped by half from 1965 to 2006 falling from 42% to 20.8% of adults. However, when California banned smoking in workplaces, restaurants and bars, smokers were forced outdoors. Now, more butts are tossed outside, where they wash down storm drains, into the ocean and onto the beach.

THE PLASTIC PROBLEM

- Cigarette filters are made of plastic, which means they never fully biodegrade— they just break down in to smaller pieces.
- The plastic stays forever, harming water quality and endangering the environment.

TOXIC BUTTS

Used cigarette filters are full of toxins known as tar, and those chemicals leach into the ground and waterways, damaging living organisms that contact them. Most filters are discarded with bits of tobacco still attached to them as well, further polluting our environment with nicotine.



Using the Pocket Ashtray

A portable, pocket ashtray is one solution to properly dispose used butts. Carry it in your purse or pocket, or leave it in your car. Once finished with your cigarette, place it in the portable ashtray. When a trash can is available, throw away the butts when the pocket ashtray is full.

Keep your ashtray stink-free by washing with dish-soap or simple green, or add baking soda to mask the smell.

Try it for a few weeks and tell us what you think! Your feedback is greatly appreciated.

PILOT STUDY CONTACT


Julie Colvin
650.372.6291

jcolvin@co.sanmateo.ca.us

Additional Resources

www.kab.org
www.flowstobay.org
www.buttlitteringtrust.org
www.preventcigarettelitter.org

NO IFS, ANDS OR BUTTS



SAN MATEO COUNTY POCKET ASHTRAY PILOT STUDY

REDUCING LITTER ONE BUTT AT A TIME!

JOIN THE SAN MATEO COUNTYWIDE WATER POLLUTION PREVENTION PROGRAM'S EFFORTS TO REDUCE CIGARETTE LITTER IN THE COUNTY!

Cigarette butts are the most littered item in America and around the world, but they don't have to be!

San Mateo Countywide Water Pollution Prevention Program is providing FREE pocket ashtrays and FREE reminder wristbands to smokers who agree to participate in a three to four week anti-littering pilot program.

Please register by Friday, December 5th



TO PARTICIPATE

Visit www.flowstobay.org—
click Municipalities - Pocket Ashtray Study
OR contact Julie Colvin at 650.372.6291 or
jcolvin@co.sanmateo.ca.us

Free gift card with participation





**THIS IS
LITTER TOO.**

This message brought to you by Keep America Beautiful, Inc & San Mateo Countywide Water Pollution Prevention Program.

Supported by funding from Philip Morris USA.


SAN MATEO COUNTYWIDE
**Water Pollution
Prevention Program**
Clean Water. Healthy Community.
www.flowstobay.org

APPENDIX D: TABLE OF CONTENTS

New Development Subcommittee FY 2008/09 Meeting Attendance

Summary of Results on C.3 Stormwater Technical Guidance Survey

Inspection Practices Survey Summary

San Mateo County Sustainable Green Streets and Parking Lots Design Guidebook (cover sheet and table of contents)

2009 New Development Workshop: "Using the San Mateo County Sustainable Green Streets and Parking Lots Design Guidebook"

- *Agenda*
- *Summary of evaluation forms*
- *Attendance list*

SAN MATEO COUNTYWIDE
WATER POLLUTION PREVENTION PROGRAM

New Development Subcommittee
FY 2008/09 Meeting Attendance

| Representing | Name | Phone Number | Meetings Attended | | | | | |
|---------------------------|----------------------------------|--------------------|-------------------|-----|-----|-----|-----|------|
| | | | Aug | Oct | Dec | Feb | Apr | Jun* |
| Atherton | Michael Wasmann | 650/752-0518 | | | | | | |
| Belmont | Gilbert Yau | 650/595-7467 | | ✓ | ✓ | ✓ | | |
| | Bozhena Palanik | | | | | | ✓ | |
| Brisbane | Matt Fabry (Program Coordinator) | 415/508-2134 | ✓ | ✓ | ✓ | ✓ | ✓ | |
| Burlingame | Kiley Kinnon | 650/342-3727 | | | ✓ | ✓ | ✓ | |
| | Jane Gomery | | ✓ | ✓ | ✓ | ✓ | | |
| | Lisa Whitman | | | | | ✓ | | |
| Colma | Muneer Ahmed | 650/757-8894 | | | ✓ | ✓ | | |
| | Joshua Rawley | | ✓ | | | | | |
| Daly City | Jeanne Naughton | 650/991-8033 | ✓ | | ✓ | ✓ | ✓ | |
| East Palo Alto | Brad Tarr | 650/853-3100 | | | | | | |
| | Laura Prickett | 510/832-2852 x 123 | | | | ✓ | ✓ | |
| EOA | Fred Jarvis | 510/832-2852 x 111 | ✓ | ✓ | ✓ | | | |
| Foster City | Norm Dorais | 650/286-3279 | | ✓ | | | | |
| Half Moon Bay | Michelle Tangunan | 650/726-8253 | | | | | | |
| Hillsborough | Jen Chen | 650/375-7488 | | | | | | |
| | Catherine Chan | 650/579-3353 | ✓ | ✓ | ✓ | | ✓ | |
| Menlo Park | Jennifer Ng | 650/330-6743 | ✓ | ✓ | ✓ | ✓ | ✓ | |
| | Virginia Parks | | | | | | | |
| Millbrae | Khee Lim | | | | | | | |
| | Florian Ebo | 650/259-2446 | ✓ | | ✓ | ✓ | ✓ | |
| Pacifica | Elizabeth Claycomb | 650/738-7361 | ✓ | ✓ | ✓ | ✓ | | |
| | Christina Horrisberger | 650/738-7444 | | | | | | |
| Portola Valley | Leslie Lambert | 650/851-1700 x12 | | | | | | |
| Redwood City | Paul Willis | | | ✓ | ✓ | ✓ | ✓ | |
| | Susan Wheeler | 650/780-7245 | ✓ | | | | | |
| San Bruno | Laura Russell | 650/616-7038 | ✓ | ✓ | ✓ | ✓ | ✓ | |
| San Carlos | Gavin Moynahan | | | | | ✓ | ✓ | |
| San Mateo | Martin Quan | 650/522-7330 | ✓ | ✓ | ✓ | | ✓ | |
| County of San Mateo | Camille Leung | 650/363-1826 | ✓ | ✓ | ✓ | | ✓ | |
| | Joe Camicia | 650/599-1537 | | | | ✓ | | |
| | Melissa Ross | 650/599-1559 | | | | | | |
| South S.F. | Cassie Prudhel | 650/829-3840 | ✓ | | ✓ | ✓ | | |
| | Daniel Fulford | | ✓ | ✓ | | | | |
| | Rob Lecel | | | | | | ✓ | |
| Woodside | Gratien Etchebehere | | | | ✓ | | | |
| Nevue Ngan Associates | Kevin Robert Perry | 503/239-0600 | ✓ | | | | | |
| Sherwood Design Engineers | Robert Dusenbury | 415/415-3080 | ✓ | | ✓ | | | |
| | Julia Campbell | | ✓ | | ✓ | | | |

* June meeting was canceled.

Summary of Results on C.3 Stormwater Technical Guidance Survey

1. Indicate the type(s) of development project(s) in which you referred to the C.3 Stormwater Technical Guidance during project design or review (check all that apply).

| Answer Options | Response Percent | Response Count |
|----------------------------------|------------------|----------------|
| Residential subdivision | 60.0% | 3 |
| One single-family home | 20.0% | 1 |
| Commercial office or retail | 80.0% | 4 |
| Mixed-use commercial/residential | 80.0% | 4 |
| Industrial | 40.0% | 2 |
| Capital improvement project | 0.0% | 0 |
| Other (please specify) | | 0 |
| <i>answered question</i> | | 5 |
| <i>skipped question</i> | | 1 |

2. How helpful was the C.3 Guidance in incorporating -- or reviewing the incorporation of -- permanent, post-construction stormwater controls in the project(s)?

| Answer Options | Not helpful | A little helpful | Helpful | Very helpful | Rating Average | Response Count |
|---|-------------|------------------|---------|--------------|----------------|----------------|
| Rate the helpfulness of the C.3 Guidance: | 0 | 1 | 2 | 2 | 3.20 | 5 |
| <i>answered question</i> | | | | | | 5 |
| <i>skipped question</i> | | | | | | 1 |

3. Identify issues with which the C.3 Guidance provided the greatest help (check all that apply).

| Answer Options | Response Percent | Response Count |
|---|------------------|----------------|
| Permit application submittal requirements | 20.0% | 1 |
| Site design guidance for reducing impervious surfaces | 20.0% | 1 |
| Selecting stormwater treatment measures | 40.0% | 2 |
| Stormwater treatment measure design | 100.0% | 5 |
| Maintenance requirements | 20.0% | 1 |
| Other (please specify) | 20.0% | 1 |
| <i>answered question</i> | | 5 |
| <i>skipped question</i> | | 1 |

| Number | Response Date | Other (please specify) |
|--------|---------------------|---|
| 1 | Apr 9, 2009 3:25 PM | Guidance regarding counting pervious surface towards impervious total, when questioned by applicants. |

4. Identify issues that you felt the C.3 Guidance did NOT offer sufficient help with (check all that apply).

| Answer Options | Response Percent | Response Count |
|---|------------------|----------------|
| Permit application submittal requirements | 0.0% | 0 |
| Site design guidance for reducing impervious surfaces | 0.0% | 0 |
| Selecting stormwater treatment measures | 0.0% | 0 |
| Stormwater treatment measure design | 25.0% | 1 |
| Maintenance requirements | 25.0% | 1 |
| Lack of sufficient typical details | 0.0% | 0 |
| Other (please specify) | 50.0% | 2 |
| <i>answered question</i> | | 4 |
| <i>skipped question</i> | | 2 |

| Number | Response Date | Other (please specify) |
|--------|----------------------|--------------------------------------|
| 1 | Apr 11, 2009 1:23 AM | hydromodification |
| 2 | Apr 13, 2009 8:46 PM | Other examples of treatment measures |

5. If you indicated in Question 4 that the C.3 Guidance did NOT offer sufficient help with specific issues, please offer suggestions for improvement.

| Answer Options | Response Count |
|----------------|----------------|
|----------------|----------------|

| | |
|--------------------------|---|
| | 2 |
| <i>answered question</i> | 2 |
| <i>skipped question</i> | 4 |

| Number | Response Date | Response Text |
|--------|----------------------|---|
| 1 | Apr 2, 2009 3:13 PM | Maintenance of facilities is something that I think we will continue to struggle with. Although we require an O&M agreement be entered into prior to release of the grading permit, based upon the lack of response received for the yearly report requirement, it seems to be unlikely that the plant-based treatment facilities will be maintained in the proper working order, especially as these types of facilities are perceived as less manicured than what is traditionally installed in the area. |
| 2 | Apr 11, 2009 1:23 AM | I thought it could use some guidance on dealing with sites that require hydromodification but can't comply with the requirements. Possibly some suggestions on alternatives, etc. |

6. Rate how difficult or easy it was to use the C.3 Guidance.

| Answer Options | Hard to use | A little hard to use | Not hard, but not easy | Easy to use | Rating Average | Response Count |
|-------------------------------------|-------------|----------------------|------------------------|-------------|--------------------------|----------------|
| Rate the difficulty or ease of use: | 0 | 1 | 1 | 3 | 3.40 | 5 |
| | | | | | <i>answered question</i> | 5 |
| | | | | | <i>skipped question</i> | 1 |

7. Identify features of the C.3 Guidance that helped make it EASIER to use (check all that apply).

| Answer Options | Response Percent | Response Count |
|--------------------------------|--------------------------|----------------|
| Step-by-step instructions | 60.0% | 3 |
| Submittal checklists | 20.0% | 1 |
| Photos of stormwater controls | 60.0% | 3 |
| Design details | 80.0% | 4 |
| Planting guidance (Appendix B) | 40.0% | 2 |
| Example projects (Appendix C) | 20.0% | 1 |
| Other (please specify) | 20.0% | 1 |
| | <i>answered question</i> | 5 |
| | <i>skipped question</i> | 1 |

| Number | Response Date | Other (please specify) |
|--------|---------------------|---------------------------------|
| 1 | Apr 9, 2009 3:25 PM | Organization of BMPs by chapter |

8. Identify features of the C.3 Guidance that made it HARDER to use (check all that apply).

| Answer Options | Response Percent | Response Count |
|---|--------------------------|----------------|
| Too much information | 33.3% | 1 |
| Too little information | 33.3% | 1 |
| Needs more graphics | 33.3% | 1 |
| Graphics should better illustrate technical information | 0.0% | 0 |
| Other (please specify) | 0.0% | 0 |
| | <i>answered question</i> | 3 |
| | <i>skipped question</i> | 3 |

9. If in Question 8 you identified features of the C.3 Guidance that made it HARDER to use, please offer suggestions for improvement.

| Answer Options | Response Count |
|--------------------------|----------------|
| | 2 |
| <i>answered question</i> | 2 |
| <i>skipped question</i> | 4 |

| Number | Response Date | Response Text |
|--------|----------------------|--|
| 1 | Apr 2, 2009 3:13 PM | Graphical representation of commonly used plant materials would be helpful to engineer and planners who are reviewing plans and do not have a landscape architecture background. |
| 2 | Apr 13, 2009 8:46 PM | Provide more example of treatment measures. Specially for infill projects that are podium structures. |

10. Which section of the C.3 Guidance do you use most? (Check one answer only.)

| Answer Options | Response Percent | Response Count |
|---|------------------|----------------|
| Chapter 2-Background/Regulatory Requirements | 0.0% | 0 |
| Chapter 3-Preparing Permit Application Submittals | 0.0% | 0 |
| Chapter 4-Using Site Design Measures | 0.0% | 0 |
| Chapter 5-General Technical Guidance for Treatment | 0.0% | 0 |
| Chapter 6-Technical Guidance for Specific Treatment | 40.0% | 2 |
| Chapter 7-Hydrmodification Management | 20.0% | 1 |
| Chapter 8-Operation and Maintenance | 20.0% | 1 |
| Appendix B-Plant List and Planting Guidance | 20.0% | 1 |
| Appendix E-Treatment Measure Design Criteria | 0.0% | 0 |
| Other (please specify) | 0.0% | 0 |
| answered question | | 5 |
| skipped question | | 1 |

Please indicate your professional interest.

| Municipal staff | | | | | | | |
|------------------------|--------------------|-------------------|-------------------------------|-------------------------------|-----------------------------|-----------------------|----------------|
| Answer Options | Municipal engineer | Municipal planner | Municipal landscape architect | Municipal environmental staff | Municipal maintenance staff | Other municipal staff | Response Count |
| Choose from menu: | 3 | 1 | 0 | 0 | 0 | 0 | 4 |

| Private industry | | | | | | | |
|-------------------------|-------------------|---------------------|----------------------|--------------------------------|--------------------|------------------------|----------------|
| Answer Options | Developer/Builder | Consulting engineer | Consulting architect | Consulting landscape architect | Consulting planner | Other private industry | Response Count |
| Choose from menu: | 0 | 0 | 0 | 0 | 0 | 1 | 1 |

| Other | | | | | | | |
|-------------------|------------------------|------------------|-----------------|---------------------------|-------------------|-------|----------------|
| Answer Options | Flood control district | Transit district | School district | Environmental/civic group | Regulatory agency | Other | Response Count |
| Choose from menu: | 0 | 0 | 0 | 0 | 0 | 1 | 1 |

| | | | | | | | Question Totals |
|--|--|--|--|--|--|--|--------------------------|
| If you selected "other" from any of the drop-down menus, please explain: | | | | | | | 1 |
| | | | | | | | answered question |
| | | | | | | | 4 |
| | | | | | | | skipped question |
| | | | | | | | 2 |

| Number | Response Date | If you selected "other" from any of the drop-down menus, please explain: |
|--------|---------------------|--|
| 1 | Apr 2, 2009 3:14 PM | municipal engineer |

INSPECTION PRACTICES SURVEY SUMMARY

1. Which department is responsible for reviewing and issuing grading permits?
In most municipalities, the engineering department is responsible for reviewing and issuing grading permits by itself or in cooperation with the building department.
2. Which municipal codes and regulations require erosion and sediment control measures?
All municipalities have at least one municipal code that requires erosion and sediment control.
3. Does your municipality maintain a database or list of active construction sites with required erosion and sediment controls?
Most of the larger municipalities maintain a database of active construction sites with required erosion and sediment controls while many of the smaller municipalities do not.
4. Who reviews erosion and sediment control plans to determine adequacy?
In most municipalities, Engineering staff reviews erosion and sediment control plans.
5. How does your municipality ensure the implementation of erosion and sediment control measures? (check all that apply)
Most municipalities verify the implementation of erosion and sediment control measures through inspections. The cities of Belmont, Redwood City, San Carlos and the Town of Hillsborough inspect and require bonds. The bond amount varies by municipality and bonds are permitted by code.
6. Who conducts inspections to determine if erosion and sediment controls are in place and adequate?
In most municipalities, the engineering department is responsible for conducting inspections by itself or in cooperation with the building department.
7. How are inspectors trained?
Most inspectors obtain training at the San Francisco Estuary Project Workshops.
8. In your opinion, is staff responsible for inspecting erosion and sediment control measures adequately trained to do so?
In general the municipalities feel that their staff is adequately trained to inspect erosion and sediment control measures.
9. Which of the following types of erosion and sediment control inspections does your municipality conduct? (check all that apply)
Most municipalities indicate that they conduct Screening level¹, Initial wet season² and Stormwater-specific³ inspections.
10. How often during the wet season does your municipality conduct screening-level inspections of high priority construction sites (sites 50 acres or greater in size or sites that pose a significant threat to water quality)?
Most municipalities inspect on an as needed basis. Some larger cities inspect before, during and after storm events.
11. How often during the wet season does your municipality conduct stormwater -specific inspections of high priority construction sites (sites 50 acres or greater in size or sites that pose a significant threat to water quality)?
Most municipalities inspect on an as needed basis. Some larger cities inspect before, during and after storm events.
12. How often during the wet season does your municipality conduct stormwater- specific inspections of sites with one acre or more of soil disturbance?
Most municipalities inspect on an as needed basis.

¹ Screening level inspections are done during routine inspections for other purposes, such as grading, building, and public works inspections. These inspections are not typically comprehensive with respect to stormwater but recognize obvious problems such as failure to meet the minimum required BMPs.

² Initial wet season inspections determine whether adequate preparations for wet season erosion control have been implemented.

³ Stormwater-specific inspections are focused construction stormwater inspections to determine the presence and adequacy of minimum required construction BMPs.

INSPECTION PRACTICES SURVEY SUMMARY

13. How often during the wet season does your municipality conduct screening level inspections of sites with less than one acre of soil disturbance?
Most municipalities inspect on an as needed basis.
14. Does your municipality conduct screening level inspections of construction sites during the dry season?
About half of the municipalities that reported conduct dry season inspections for dust control.
15. Describe your municipality's enforcement response process for inadequate erosion and sediment control measures:
Most municipalities issue warnings, written violations and/or issue Stop Work notices in order to correct inadequate erosion and sediment control measures.
16. In your experience, is your municipality's program for requiring erosion and sediment controls working? What could be improved? *Most municipalities feel that their erosion and sediment control programs are working well. A couple of municipalities indicated that their programs could be improved by keeping a database of sites with required erosion and sediment control measures.*

Section II: Stormwater Treatment Measures

1. Does your municipality have standard details for stormwater treatment measures?
About half of the municipalities that do have standard details for stormwater treatment measures refer to CASQA or the C.3 Technical Guidance Manual.
2. Who in your municipality is responsible for conducting inspections to ensure the adequate construction of stormwater treatment measures?
In most cases Building inspectors are responsible, but it varies by municipality.
3. In your opinion, is staff responsible for inspecting the construction of stormwater treatment measures adequately trained to do so?
About half feel that additional training is needed or they aren't sure. About half feel that their staff is adequately trained.
4. Does your municipality maintain a database or list of properties with stormwater treatment measures?
Most municipalities do not maintain a database. This may be due to the fact that many smaller cities do not yet have any projects with required stormwater treatment controls.
5. How often are stormwater control measures inspected to verify the adequacy of operation and maintenance (O&M)?
Of the municipalities that do conduct O&M verification inspections, it varies from yearly to every five years.
6. Who in your municipality inspects stormwater treatment measures to verify the adequacy of O&M?
In most cases Building inspectors conduct the inspections, but it varies by municipality.
7. In your opinion, are those conducting O&M verification inspections adequately trained to do so?
About half feel that additional training is needed or they aren't sure. About half feel that their staff is adequately trained.
8. Does your municipality maintain a database on O&M verification inspections?
Most municipalities do not maintain a database. This may be due to the fact that many smaller cities do not yet have any projects with required stormwater treatment controls.
9. Does your municipality require the operators of stormwater treatment measures to submit information annually that documents their operation and maintenance?
Most municipalities do not require O&M reporting. This may be due to the fact that many smaller cities do not yet have any projects with required stormwater treatment controls.

San Mateo County Sustainable Green Streets and Parking Lots Design Guidebook

First Edition ~ January 2009



SAN MATEO COUNTYWIDE
**Water Pollution
Prevention Program**
Clean Water. Healthy Community.

Prepared by:

Nevue Ngan Associates
Sherwood Design Engineers

<< *El Camino Real*
Green Street Concept Sketch
San Mateo County, California

TABLE OF CONTENTS

| | |
|---|-----------|
| EXECUTIVE STATEMENT | i |
| CHAPTER 1 - INTRODUCTION TO THE GUIDEBOOK | 6 |
| Project Summary..... | 6 |
| What is Sustainable Stormwater Design?..... | 7 |
| Pre-Urban Development: A Healthy Landscape..... | 8 |
| Urban Development: The Effects of Impervious Surface..... | 9 |
| Balanced Development: A Greener Approach..... | 10 |
| What are Green Streets and Green Parking Lots?..... | 12 |
| Why Use Green Streets and Green Parking Lots?..... | 14 |
| Unique Considerations For San Mateo County..... | 18 |
| What Is Inside this Guidebook?..... | 19 |
| CHAPTER 2 - DESIGN STRATEGIES FOR GREEN STREETS AND PARKING LOTS | 20 |
| SITE LAYOUT STRATEGIES | |
| Provide Efficient Site Design..... | 22 |
| Balance Parking Spaces with Landscape Spaces..... | 28 |
| Utilize Surface Conveyance of Stormwater..... | 29 |
| Add Significant Tree Canopy..... | 30 |
| Provide Alternative Transportation Options..... | 31 |
| STORMWATER FACILITY STRATEGIES | |
| Pervious Paving..... | 32 |
| Vegetated Swales..... | 36 |
| Infiltration/Flow-Through Planters..... | 40 |
| Rain Gardens..... | 44 |
| Stormwater Curb Extensions..... | 48 |
| Green Gutters..... | 52 |
| CHAPTER 3 - THE STREETS AND PARKING LOTS IN SAN MATEO COUNTY | 54 |
| San Mateo County Streets..... | 55 |
| San Mateo County Parking Lots..... | 59 |
| CHAPTER 4 - DESIGN EXAMPLES FOR SAN MATEO COUNTY | 60 |
| Low-Density Residential Streets..... | 62 |
| High-Density Residential Streets..... | 74 |
| Residential Driveway Options..... | 80 |
| Commercial Streets..... | 82 |
| Arterial Streets and Boulevards..... | 90 |
| Parking Lots..... | 98 |



CHAPTER 5 - KEY DESIGN AND CONSTRUCTION DETAILS..... 108

DESIGN DETAILS

The Sizing of Stormwater Facilities..... 109

Street Profile..... 112

Pedestrian Circulation along Green Streets..... 114

Pedestrian Circulation within Parking Lots..... 115

Dealing with Steep Topography..... 116

Dealing with Poor Soils..... 118

Designing with Utilities..... 120

Getting the Water in - Sheet Flow or Curb Cuts?..... 130

Curb Cut Examples to Avoid..... 131

Types of Curb Cuts..... 132

Conveying Water with Trench Drains and Speed Bumps..... 137

Dealing with Sediment..... 138

Overflow Options..... 139

Choosing Appropriate Plant Material..... 140

CONSTRUCTION DETAILS

Soil Preparation..... 142

Grading of Soil and Hardscape Elements..... 143

Applying Mulch Material..... 144

Construction Administration..... 145

CHAPTER 6 - IMPLEMENTING GREEN STREETS AND PARKING LOT PROJECTS..... 146

KEY IMPLEMENTATION STRATEGIES

Reducing Project Costs..... 147

Changing Municipal Code/Policy..... 150

Creating Incentives..... 151

Public Education and Outreach..... 152

Demonstration Project Approaches..... 153

DEMONSTRATION PROJECTS IN SAN MATEO COUNTY

Fitzgerald Marine Reserve Parking Lot..... 155

Holly Road Green Street..... 158

Belle Air/Third Avenue Green Street..... 162

Large Shopping Mall Area..... 164

IN CONCLUSION AND ACKNOWLEDGEMENTS..... 166

APPENDICES..... 168

Appendix A: Further Resources..... 168

Appendix B: Potential Green Street and Parking Lot Constraints Survey 170

Appendix C: The Physical Conditions in San Mateo County..... 172



2009 New Development Workshop

**Using the San Mateo County Sustainable Green Streets
and Parking Lots Design Guidebook**

**Mission Blue Conference Center
Brisbane
Thursday, May 28, 2009**

Agenda

| | |
|---|---------------|
| Registration and Refreshments | 8:00 – 8:30 |
| Welcoming Remarks Matt Fabry, <i>San Mateo Countywide Water Pollution Prevention Program</i> | 8:30 – 8:45 |
| Introduction to the Guidebook Kevin Robert Perry, <i>Nevue Ngan Associates</i> Robert Dusenbury, <i>Sherwood Design Engineers</i> | 8:45 – 9:45 |
| BREAK | 9:45 – 10:00 |
| Visit Opportunity Sites <i>Site visits to potential green street/parking lot retrofit sites in groups led by: Ben Ngan, Kevin Robert Perry, Olena Turula - Nevue Ngan Associates Ken Kortkamp, Robert Dusenbury - Sherwood Design Engineers</i> | 10:00 – 12:00 |
| LUNCH (provided on-site) <i>Attendees may carpool or join a walking tour to view a newly constructed rain garden and take their lunch to eat at the grounds of Brisbane City Hall.</i> | 12:00 – 1:00 |
| Application Exercises in Breakout Groups <i>Groups will develop designs for opportunity sites, assisted by site visit leaders.</i> | 1:00 – 1:45 |
| BREAK | 1:45 – 2:00 |
| Presentations by Breakout Groups | 2:00 – 2:45 |
| Closing Remarks Matt Fabry, <i>San Mateo Countywide Water Pollution Prevention Program</i> | 2:45 – 3:00 |

**Sustainable Green Streets Workshop
Summary of Evaluation Survey Responses
Thursday, May 28, 2009**

Number of attendees (not including speakers, workshop staff): 42
Number of surveys completed: 21

1. Please rate the usefulness of the session "Introduction to the Guidebook."
Speakers: Kevin Robert Perry, Robert Dusenbury

12-Very Useful 9-Useful 0-Not Useful 0-No Answer

2. Please rate the usefulness of the visit to opportunity sites. Site Visit Leaders:
Ben Ngan, Kevin Robert Perry, Ken Kortkamp, Robert Dusenbury, Olena Turula

16-Very Useful 5-Useful 0-Not Useful 0-No Answer

3. Please rate the usefulness of the Application Exercises in Breakout Groups.

15-Very Useful 4-Useful 1-Not Useful 1-No Answer

4. Please rate the usefulness of the Presentations by Breakout Groups.

7-Very Useful 12-Useful 1-Not Useful 1-No Answer

5. Which sessions were most and least beneficial?

Introduction to the Guidebook

13-Most Beneficial 4-Least Beneficial

Visit Opportunity Sites

17-Most Beneficial 2-Least Beneficial

Application Exercises in Breakout Groups

14-Most Beneficial 2-Least Beneficial

Presentations by Breakout Groups

10-Most Beneficial 8-Least Beneficial

1-No Answer

6. Would you be interested in attending another workshop on sustainable stormwater practices for New and Redevelopment?

19-Yes

0-No

2-Maybe

6a. Comments

1. It would have been better to have just used the photos from the guidebook in the powerpoint presentation and then highlighting exactly what in the photo we're supposed to be looking at (sometimes I miss the point of the photos entireley).
2. Please ask participants to bring their guidebooks if you are going to use them for training.
3. Very beneficial to have some "hands on" experience as opposed to just listening. Would probably suggest making work groups even smaller-like 2 or 3 people max. to get more involvement from each participant.
4. I think that municipalities are really needing some "real world" workshops instead of these "theoretical, no constraints" workshops in order to deal with issues surrounding infill.
5. Yes, It would be good to have direct access to a site with a representative that is familiar with the underground utilities and infastructure while doing the site tour.
6. I think it would be more helpful to pull out key points from the Guidebook when presenting to a group, rather than going page by page through it.
7. Great job! This was my first exposure to the Guidebook and it was presented in enough detail to allow me apply the concepts to the afternoon assignment. The guidebook is an impressive resource with the right balance of detail and accessibility that will make it useful for many public agency professionals. I wish we could have spent a little more time on the latter chapters but I thought overall the day's time management was ideal. Thanks!
8. Excellent combination of presentation, field trip, and hands-on exercise. Good formula for future workshops as well.
9. The only problem with the presentations was that it was very difficult to see what they were talking about. My group (Urban Streets) had a larger scale photo with tracing paper. The ones that used the architectural drawings were very hard to see because the scale was too small.

7. Suggestions for future topics?

1. Construction costs, maintenance costs.
2. Like the idea of perhaps having a tour of several sites utilizing various designs and types of sustainable stormwater practices that could be viewed from a what's right-what's wrong perspective. I think seeing actual field examples really increases the awareness and understanding in a more meaningful manner.
3. See above. Fitting in landscape treatment in tight sites with little room for stormwater treatment; merging landscaping and stormwater treatment requirements
4. Would be nice to be a site that had a failed stormwater design to review and investigate why it failed and how it might be remedied.
5. Do a case study (whether it be real or not) and show how various principles from the Guidebook could be applied. Focus the discussion on challenges project proponents will face and how principles in the guidebook can best address possible solutions to those challenges, as well as lessons learned from past projects.
6. I think a "lesson's learned" lecture would be great. It might not need to be all day, or it could be combined with a more thorough overview of Ch 5 and 6.

8. Please enter any additional comments:

1. Go over ch 5 more in depth
2. The guidebook was very well written.
3. The shortcoming of the Introduction to the Guidebook was that the speaker did not seem to know the audience. There was no need to go through the first chapter or two with that group. The session should have focused on the practical applications. We can read the rest. The exercise was excellent. It was very nice to work with the design professionals in a small group.
4. Thanks for organizing this. It was applicable and relevant, just a bit too free-form. I enjoyed using the "only vegetation" plan without consideration of mechanical devices since the mechanical devices are usually the "first pick" for engineers and the workshop was essential in getting them to realize that it doesn't take a lot of space to treat stormwater above the ground with vegetated measures. But for us, we have a 50% landscape based stormwater treatment policy, so this issue is now moot for us--we want to know how to fit in stormwater treatment when there is very little space for vegetation on-site. It is also important that in our City we don't co-mingle private and public water (which this workshop focused on the opposite).
5. Coffee in the afternoon. Organic and hydrogenated free pastries. Who needs transfats?

6. Well done. This was a great workshop.
7. Thanks again!
Luis Montoya, Planner
SFMTA Pedestrian Program
8. The morning presentation got a bit rushed toward the end.
9. There was too much mayonnaise on the sandwiches. I don't like mayonnaise.
Otherwise the food was good.

SMCWPPP 2009 Green Streets Workshop
 May 28, 2009

| # | Present | Last Name | First Name | Municipality | CWEA? |
|----|---------|----------------|--------------|---------------------------|-------|
| 1 | X | Ahmed | Muneer | Colma | |
| 2 | XX | Boyle | Chris | DES Design + Engineers | |
| 3 | XX | Broestl | Robert | Bellecci & Associates | |
| 4 | | Camacho | Jaime | East Palo Alto | |
| 5 | X | Chan | Ernest | DES Design + Engineers | |
| 6 | | Chen | Jen | Hillsborough | |
| 7 | X | Chow | Deanna | Menlo Park | |
| 8 | XX | Chuck | Dennis | South San Francisco | |
| 9 | XX | Daher | Michelle | Fremont | X |
| 10 | XX | Diamond | Hayley | SFPUC | X |
| 11 | XX | Donnelly | Cheri | Cupertino | |
| 12 | | Dougherty | Elizabeth | Holy H2O | |
| 13 | X | Dusenbury | Robert | Sherwood Design Engineers | |
| 14 | X | Ebo | Florian | Millbrae | |
| 15 | | Etchebehere | Gratien | Woodside | |
| 16 | X | Fisher | Megan | Menlo Park | |
| 17 | XX | Fabry | Matt | Brisbane | |
| 18 | XX | Gallegos | Sean | Half Moon Bay | |
| 19 | X | Garcia | Jose | CSG | |
| 20 | XX | Gilbert | Don | San Carlos | |
| 21 | XX | Gomery | Jane | Burlingame | |
| 22 | X | Hathaway | Mark | San Mateo | |
| 23 | | Heap | Gary | San Mateo | |
| 24 | XX | Hovland | Christina | EOA | |
| 25 | XX | Jencks | Rosey | SFPUC | X |
| 26 | | Kim | Eunejune | Woodside | |
| 27 | X | Kortkamp | Ken | Sherwood Design Engineers | |
| 28 | XX | Lecel | Rob | South San Francisco | X |
| 29 | XX | Lim | Lily | Pacifica | |
| 30 | X | Lu | Quan | EOA | |
| 31 | XX | MacKimmie | Robert | Rainwater Wrangler | |
| 32 | XX | Mai | Lisha | Burlingame | |
| 33 | XX | Mao | Shawn | Menlo Park | |
| 34 | XX | Maple | Kevin | Winzler & Kelly | |
| 35 | XX | Montoya | Luis | SF MTA | |
| 36 | X | Moynahan | Gavin | San Carlos | |
| 37 | XX | Munar | Kelvin | South San Francisco | |
| 38 | XX | Naughton | Jeannie | Daly City | |
| 39 | XX | Ngan | Ben | Nevue Ngan Associates | |
| 40 | XX | Olson | Eric | Hyphae Design Labs | X |
| 41 | XX | Parks | Virginia | Menlo Park | |
| 42 | XX | Perry | Kevin Robert | Nevue Ngan Associates | |
| 43 | XX | Prickett | Laura | EOA | |
| 44 | XX | Prudhel | Cassie | South San Francisco | X |
| 45 | XX | Quan | Martin | San Mateo | |
| 46 | XX | Russell | Laura | San Bruno | |
| 47 | XX | Seelig | Josh | Winzler & Kelly | |
| 48 | X | Schermesser | Rebeccah | EOA | |
| 49 | XX | Schultze-Allen | Peter | Emeryville | |
| 50 | XX | Swiecki | John | Brisbane | |
| 51 | X | Torula | Olena | Nevue Ngan Associates | |

SMCWPPP 2009 Green Streets Workshop
May 28, 2009

| | | | | | |
|----|---|---------|---------|--------------|---|
| 52 | X | Tune | Tim | Brisbane | |
| 53 | X | Weil | Robert | San Carlos | X |
| 54 | X | Wheeler | Susan | Redwood City | |
| 55 | X | Young | Shannan | Fremont | X |
| 56 | | | | | |
| 57 | | | | | |
| 58 | | | | | |
| 59 | | | | | |
| 60 | | | | | |

APPENDIX E: TABLE OF CONTENTS

Watershed Assessment and Monitoring Subcommittee FY 2008/09 Attendance.

Pilot Study to Assess Sources of Trash to Lower San Mateo Creek, August 2009 (cover page and summary only).

Colma Creek Trash Walk and Proposed 303(d) Listing, November 6, 2008.

Proposed Revisions to the 303(d) List of Impaired Water Bodies in the San Francisco Bay Region, December 4, 2008.

Proposed Water Body and Beneficial Uses Basin Plan Amendment, May 4, 2009 (transmittal only).

Proposed Approval of Basin Plan Amendment Establishing a Total Maximum Daily Load (TMDL) for PCBs in San Francisco Bay, June 4, 2009.

STOPPP Watershed Assessment and Monitoring Subcommittee Attendance - FY 2008/09

| Agency | Representative | SEP | JAN | APR | JUN ¹ |
|----------------------------------|---------------------|-----|-----|-----|------------------|
| Atherton | | | | | |
| Belmont | Rosemary Field | √ | √ | √ | √ |
| Brisbane/STOPPP Coordinator | Matt Fabry | √ | √ | √ | √ |
| Burlingame | Eva Justimbaste | √ | | | |
| | Kiley Kinnon | | √ | √ | √ |
| Colma | | | | | |
| Daly City | Cynthia Royer | | √ | | √ |
| East Palo Alto | | | | | |
| Foster City | | | | | |
| Half Moon Bay | | | | | |
| Hillsborough | Catherine Chan | | √ | | |
| Menlo Park | | | | | |
| Millbrae | | | | | |
| Pacifica | Elizabeth Claycomb | | √ | | |
| | Joshua Cosgrove | | | √ | |
| Portola Valley | | | | | |
| Redwood City | | | | | |
| San Bruno | | | | | |
| San Carlos | | | | | |
| San Mateo (city) | Vern Bessey | √ | √ | | |
| SSF | Frank Mandola | √ | | | |
| | Daniel Fulford | | √ | √ | √ |
| Woodside | Gratien Etchebehere | √ | √ | | √ |
| SM County Environmental Health | Dermot Casey | √ | √ | √ | √ |
| | Ana Clayton | | | | √ |
| | Sarah Pratt | | | | √ |
| EOA | Jon Konnan | √ | √ | √ | √ |
| | Paul Randall | √ | | | √ |
| Pacific Rim International School | Michael Finnegan | √ | | | |

¹The June 2009 WAM Subcommittee meeting was a field trip.

**PILOT STUDY TO ASSESS SOURCES OF TRASH TO
LOWER SAN MATEO CREEK**

cover page and summary - under production



To: SMCWPPP's Watershed Assessment and Monitoring (WAM) Subcommittee

From: Paul Randall and Jon Konnan, EOA, Inc.

Date: November 6, 2008

Subject: Colma Creek Trash Walk and Proposed 303(d) Listing

Introduction

Trash and litter accumulate in San Francisco Bay Area waterways, including creeks, wetlands, beaches, and the Bay itself, threatening aquatic habitat and recreational "Beneficial Uses" designated by the State of California. For example, wildlife may be harmed by becoming entangled in or ingesting trash, and discarded medical waste, broken glass, and animal and human wastes are human health concerns. At the recommendation of the San Francisco Bay Regional Water Quality Control Board (Region Water Board), all Bay Area urban creeks, lakes and shorelines were placed on the State Water Resources Control Board 2002 "Monitoring List" due to the potential for trash to impair water quality. In response, the San Mateo Countywide Water Pollution Prevention Program (SMCWPPP) initiated a multifaceted program to begin identifying and cleaning up trash in urban waterways in San Mateo County (SMCWPPP 2008).

Regional Water Board staff recently released a document (dated October 30, 2008) that proposes placing a number of Bay Area creeks on the Clean Water Act Section 303(d) list for impairment by trash. The creeks in San Mateo County proposed for the trash impairment listing were Colma Creek, San Mateo Creek, and San Francisquito Creek (the latter creek is partly located in Santa Clara County). Comments on the proposed trash listings are due December 4, 2008 and the Regional Water Board plans to hold a public hearing on January 14, 2009 to consider approval of each proposed listing. This memorandum discussed a recent creek walk conducted in Colma Creek in relation to the proposed listing of this creek for trash impairment.

Summary of the Colma Creek Walk

On August 12, 2008, EOA staff (Paul Randall) walked a section of Colma Creek with San Mateo County Department of Public Works staff (Mark Chow) and City of South San Francisco (SSF) staff (Frank Mandola). The creek walk is conducted four times a year to meet requirements of the Colma Creek Flood Control Habitat Mitigation Project.¹ During the creek walks, County Public Works and SSF staff photo-document trash conditions and monitor the integrity of channel structures (e.g., bridges, channel revetments) between the Utah Avenue creek crossing and the upstream end of the

¹Construction between Spruce and San Mateo Avenues on Colma Creek resulted in the filling of half an acre of salt marsh wetlands within the original earthen channel of Colma Creek. Federal and State permits for the construction require that the San Mateo County Flood Control District mitigate for these lost wetlands. Therefore the District is constructing 1.5 acres of salt marsh wetlands and 2.0 acres of "native" upland habitat. This project, known as the Colma Creek Flood Control Habitat Mitigation Project, is located along the mouth of Colma Creek where it enters San Francisco Bay, below Utah Avenue. When complete, this habitat is expected to be used by the endangered California Clapper Rail, which has been observed in the area.

San Mateo County Flood Control District's jurisdiction in the City of Colma. The creek walk includes visual assessments at eight locations along the reach. The purposes of the creek walks include:

- Identifying and documenting potential maintenance issues related to structural or hydrologic conditions.
- Identifying/documenting potential maintenance issues related to trash and illegal dumping.
- Performing follow-up maintenance based on findings.

Since 2004 the County Public Works department has coordinated a trash cleanup program in Colma Creek that is conducted by the County Sheriff's Offenders Program. Trash is removed on a monthly basis (during 10 months out of the year), primarily along the north side of the creek between the Utah Avenue crossing and Highway 101. The amount of trash removed is documented and reported. Creek walks and trash cleanups are not conducted during the months of June and July in compliance with permit requirements that prohibit disturbing wildlife using saltwater marsh habitat during those months. The most recent trash cleanup occurred on August 10, just before the August 12 creek walk described in this memorandum.

Photographs showing trash conditions at three locations along Colma Creek were previously submitted to Regional Water Board staff as potential evidence of water quality impairment by trash and are the basis for the proposed listing. The photographs were taken on six dates between December 2002 and April 2006:

- Mitchell Ave. on 12/31/2002, 12/10/03, 1/6/2005, 2/3/2006, 4/1/2006
- Utah Avenue crossing on 1/29/2002, 12/31/2002, 2/3/2006, 4/1/2006
- Pedestrian bridge on 12/31/2002

The first two of these locations were visited during the August 12 creek walk (the third location, the pedestrian bridge, crosses a side channel between Colma Creek and San Francisco Bay, and was not visited during the creek walk). The two sites visited are approximately 1,000 feet apart and located within a reach of Colma Creek that has been modified into an earthen channel. It was noted that both sites are tidally influenced and potentially receive trash deposited from the Bay (Mark Chow indicated that tidal influence extends as far upstream as Spruce Ave). Trash conditions at the two locations along the creek were photo-documented during the creek walk and are described below:

- Trash was observed at relatively low levels, primarily trapped within vegetation growing on the margins of the south side of the creek. The north bank was relatively clean, except for small pieces of Styrofoam at a few locations along the highest point of the bank adjacent to a flood wall. The channel bottom was not visible due to a high tide. The adjacent land uses are primarily industrial and commercial and it was noted that both Utah Avenue and Mitchell Avenue receive high vehicular traffic, including large trucks.
- Trash is removed at both sites on a monthly basis, except for June and July, by the County trash removal program described above. County and SSF staff indicated that there is a history of illegal dumping along the right-of-way adjacent to the creek (i.e., outside of the flood channel) and they are currently working with property owners to prevent access to areas behind their businesses from which the dumping occurs.

In general, trash was not observed in the Colma Creek channel or along banks during the creek walk, with the exception of small amounts trapped in vegetation in the earthen channel downstream of Highway 101. High tide conditions prevented visual observation of the channel bed downstream of Spruce Ave. Upstream of Spruce Ave., the channel bed and banks were armored with concrete. Trash is presumably flushed out of this reach during high flow events. Very little trash was observed within the concrete channel.

Trash from illegal dumping was observed at various locations along the creek right-of-way, including:

- Behind motels located downstream and upstream of South Airport Blvd.
- At the Caltrain crossing behind the Champion Gas Station downstream of Linden Ave.
- Adjacent to the Trader Joe's parking lot at McClellan Dr.
- The pedestrian bridge near the Costco parking lot.

SSF staff indicated that the motel owners have been contacted and dumping of construction materials has been significantly reduced. Homeless encampments have been observed at the Champion Gas Station site and the gas station owners may not be aware of the trash at the site. SSF staff indicated they plan to contact the station owners and arrange for cleanup of the site.

Illegal dumping was historically documented at an apartment complex downstream of the pedestrian bridge near the Costco parking lot. Large trash items were removed by the County Department of Public Works about a year ago. SSF staff indicated that public outreach efforts (i.e., door hangers at the apartment building) have been effective in significantly reducing trash from the site (especially large items). Some trash, including a motor oil container, was evident near the dumpster located at bridge during creek walk.

Recommendation

Based on the information presented in this memorandum, the municipalities that discharge stormwater runoff to Colma Creek may wish to consider challenging the proposed 303(d) listing of Colma Creek for trash impairment. As described above, photographs showing trash conditions at three locations along Colma Creek were previously submitted to Regional Water Board staff as potential evidence of water quality impairment by trash and are the basis for the proposed listing. However, the County's and SSF's efforts over the past several years to monitor and improve trash conditions in Colma Creek have led to much progress. The 303(d) listing photographs were in reaches that have been and continue to be addressed by a mitigation program and the photographs were taken mostly before this program began. Trash levels were relatively low at the two 303(d) listing photograph locations that were visited during the August 12 creek walk. Comments on the proposed trash listings are due December 4, 2008 and the Regional Water Board plans to hold a public hearing on January 14, 2009 to consider approval of each proposed listing.

Reference

SMCWPPP 2008. *Tackling Trash in San Mateo County's Urban Waterways*. Fact sheet prepared by the San Mateo Countywide Water Pollution Prevention Program. August 2008 draft.



December 4, 2008

Ms. Barbara Baginska
San Francisco Bay Regional Water Quality Control Board
1515 Clay Street, Suite 1400
Oakland, CA 94612

Subject: Proposed Revisions to the 303(d) List of Impaired Water Bodies in the San Francisco Bay Region

Dear Ms. Baginska:

The San Mateo Countywide Water Pollution Prevention Program (SMCWPPP) appreciates this opportunity to comment on the San Francisco Bay Regional Water Quality Control Board (Regional Water Board) staff's proposed impaired water quality listings under Section 303(d) of the Clean Water Act. The proposed listings were announced in a document dated October 30, 2008. Three creeks in San Mateo County are proposed for listing due to impairment by trash and/or sediment toxicity:

1. Colma Creek - trash.
2. San Mateo Creek - trash and sediment toxicity.
3. San Francisquito Creek (partly located in Santa Clara County) - trash.

In addition, the shoreline of San Francisco Bay Lower is proposed for listing because of trash impairment.

Comments on the proposed listings are due December 4, 2008 and the Regional Water Board plans to hold a public hearing on January 14, 2009 to consider approval of each proposed listing. Our comments present important issues that we feel must be addressed before any proposed revisions to the 303(d) list are adopted by the Regional Water Board. They are organized into the following four sections:

1. General Comment;
2. General Comments on the Proposed Trash Listings in Creeks;¹ and
3. Comment on the Proposed Trash Listing in San Francisco Bay Lower (Shoreline);
4. Comment on the Proposed Sediment Toxicity Listing.

General Comment

Proposed 303(d) listings should be limited to portions of creeks where evidence of impairment exists rather than listing entire creeks. In both San Mateo Creek (proposed trash and sediment

¹Trash conditions have improved significantly in Colma Creek due to a trash mitigation program initiated after most of the listing basis evidence was collected. We understand that the municipalities that discharge to Colma Creek plan to submit more up-to-date data to Regional Water Board staff that better represent current conditions, with the goal of preventing an impairment listing based on out-of-date evidence.

toxicity listing) and Colma Creek (proposed trash listing), the sites where the data used to support the proposed listings were collected are located near the downstream ends of these creeks. These data should not be extrapolated to upstream reaches of these creeks because pollutant levels may be site-specific. For example, trash and litter levels in creeks vary greatly depending on the locations of homeless encampments, road over-crossings, and nearby land uses. Further comments about using trash assessment protocols to list an entire creek for trash impairment are provided below.

General Comments on the Proposed Trash Listings in Creeks

Data developed by applying the Rapid Trash Assessment (RTA)² and Urban RTA (URTA)³ methodologies at sites within creeks are the primary type of evidence used as a basis for the proposed trash listings. In some cases a “virtual” RTA was performed by examining photographs of a site rather than performing the assessment in the field.

These methodologies are being used to interpret narrative water quality objectives for floating and settleable materials. The Regional Water Board evaluated the results of these trash assessment methodologies to determine whether Beneficial Uses for non-contact water recreation and wildlife were being adversely affected by trash. Unfortunately, there are no scientific underpinnings for using the trash assessment methodologies to show detrimental impacts to these Beneficial Uses. The Regional Water Board staff needs to have a scientific basis for using the RTA/URTA methods to determine trash impairment and the associated thresholds that are proposed to define impairment. This would include determining whether these methodologies are scientifically defensible and reproducible for establishing impairment via Section 3.11 (Situation-Specific Weight of Evidence Factor) of California’s policy for developing the 303(d) list (SWRCB 2004). The results of this type of technical evaluation should be validated through a transparent and public process before using these methodologies to propose listing water bodies for trash impairment. Major issues to evaluate through this method’s development process would include the following:

- Data used in the impairment evaluation need to satisfy requirements described under Section 6.1.4 (Data Quality) and Section 6.1.5 (Data Quantity) of California’s policy for developing the 303(d) list (SWRCB 2004). Standards for data quality and quantity should be developed. One data quality issue will be to evaluate the resolution required for photographic evidence to adequately represent field conditions and allow for a meaningful application of the RTA/URTA.
- The subjectivity in the RTA/URTA qualitative level of trash score (Parameter 1) should be evaluated. Interpretation of “high,” “medium,” and “low” levels of trash is subjective and varies among different field staff conducting the assessments.

²In 2001, Regional Water Board staff developed the RTA protocol as a tool to monitor the amount and types of trash in creeks and inform efforts to identify sources and controls.

³During FY 2005/06, the Santa Clara Valley Urban Runoff Pollution Prevention Program revised the Regional Water Board’s RTA protocol to increase its utility in evaluating trash conditions at highly impacted sites in urban watersheds. The revisions were intended to enhance the ability of municipal staff to use this tool to identify, prioritize and evaluate trash management activities in urban creeks. The revised protocol is referred to as the Urban Rapid Trash Assessment (URTA).

- The basis of establishing the impairment thresholds needs better support and definition. The number of total “transportable and persistent” trash items (Parameter 3) used to define impairment is arbitrarily set at ≥ 50 for the RTA and ≥ 76 for the URTA. These thresholds are inconsistent. Furthermore, it is essential that a scientifically defensible basis be provided for relating the total number of trash items to adversely affecting aquatic life Beneficial Uses.
- An evaluation should be performed of giving lower weight to or omitting RTA/URTA data collected above the creek high water line. The RTA and URTA methodologies identify and give equal weight to trash items found above and below the high water line. While the aesthetic value of recreational activities such as picnicking or hiking near water may be affected by the amount of trash and litter on the ground, the real issue that the Regional Water Board needs to consider is whether the aesthetic quality of trash and litter in the water is adversely affecting non-contact water recreation as a Beneficial Use and whether the types and quantities of trash present adversely affect aquatic life. Trash found on creek banks may not come into contact with the water and has much less potential to impact non-contact water recreation and aquatic life Beneficial Uses.
- Data used to assess impairment should meet conditions stated in Section 6.1.5.2 (Spatial Representation) of California’s policy for developing the 303(d) list (SWRCB 2004), which states: “...samples should represent statistically or in a consistent targeted manner the segment of the water body.” RTA/URTA protocols document trash conditions at a defined 100-foot section of creek. The protocols have not been evaluated to determine the appropriate number of sites and locations needed to assess trash impairment for an entire creek. Site selection is extremely important due to the high variability of trash conditions associated with factors such as different land uses and levels of public access. If the objective is to evaluate trash conditions for an entire creek, at a minimum several sites representing a range of trash impacts would need to be assessed.

Comment on the Proposed Trash Listing in San Francisco Bay Lower (Shoreline)

The proposed trash impairment listings include “San Francisco Bay Lower (shoreline),” based on photographic evidence from only two locations. It is unclear what geographic area is proposed for listing under shoreline and how this area compares to the wetland areas with defined Beneficial Uses described in Table 2-10 and Figure 2-11 of the Basin Plan (SFBRWQCB 1995). The geographic definition and areal extent of “San Francisco Bay Lower (shoreline)” should be clarified along with the basis for proposing to list this potentially large shoreline area using the very limited available photographic evidence. It should also be noted that establishing the origin of trash transported by the Bay to shoreline areas would be difficult if the listing is approved and a TMDL is performed in response.

Comment on the Proposed Sediment Toxicity Listing

The proposed basis for listing is sediment bioassay tests that found toxicity to amphipods. The sediment samples were collected from two locations near the mouth of San Mateo Creek. The project report documenting the results for most of these samples (Lowe and Phillips 2007) indicates that one of these sites is tidally influenced and the other site (Gateway Park), which is farther upstream, is not. However, based on SMCWPPP staff’s field observations and

Ms. Barbara Baginska
December 4, 2008
p. 4 of 4

discussions with City of San Mateo staff, both of these sites are tidally influenced. Thus it is not known whether the sediments that were associated with the toxicity originated from the creek watershed or from San Francisco Bay. Since Bay sediments have been associated with toxicity, the origin of the San Mateo Creek sediment toxicity is also uncertain. Further study should be conducted to determine whether the toxicity originates from the creek's watershed or the Bay before deciding whether there is any value to listing the mouth of this creek for sediment toxicity.

We look forward to continuing to work with you during the development of the 2008 303(d) list. Please call me if you have any questions or comments.

Sincerely,



Matthew Fabry
SMCWPPP Coordinator

cc: Sue Ma, Regional Water Board staff

References:

Lowe S., B. Anderson, and B. Phillips 2007. *Final Project Report: Investigations of Sources and Effects of Pyrethroid Pesticides in Watersheds of the San Francisco Bay Estuary*. Proposition 13 PRISM Grant # 041355520. SFEI Contribution #523. San Francisco Estuary Institute, Oakland, CA. January 2007.

SFBRWQCB 1995. *Water Quality Control Plan, San Francisco Bay Basin (Region 2)*. San Francisco Bay Regional Water Quality Control Board. June 21, 1995.

SWRCB 2004. *Water Quality Control Policy for Developing California's Clean Water Act Section 303(d) List*. State Water Resources Control Board. September 30, 2004.

TO: Janet O'Hara (Regional Water Board)

FROM: Lucy Buchan and Jon Konnan

DATE: May 4, 2009

SUBJECT: Proposed Water Body and Beneficial Uses Basin Plan Amendment

San Francisco Bay Regional Water Quality Control Board (Regional Water Board) staff is proposing to amend the San Francisco Bay Basin (Region 2) Water Quality Control Plan (Basin Plan) in relation to Bay Area surface water bodies and their associated beneficial uses. As first adopted in 1975, the Basin Plan did not assign beneficial uses to all of the water bodies that it lists, and many Bay Area water bodies were not listed at all. Staff is therefore proposing to add water bodies and beneficial uses to Table 2-1 of the Basin Plan in order to improve its clarity and completeness.

Basin Plan amendments require a formal public process. However, Regional Water Board staff agreed to informally exchange information on the details of the above proposed amendment with representatives from Bay Area stormwater management agencies, prior to the anticipated period of formal public review. As such, staff recently provided EOA, Inc. with several draft tables describing the proposed changes to the Basin Plan and the associated sources of information upon which the changes are based. EOA, on behalf of the San Mateo Countywide Water Pollution Prevention Program (SMCWPPP), reviewed the draft tables that pertain to San Mateo County water bodies for accuracy and completeness of content, including interpretation of the information sources cited. Our comments and recommended revisions, including the associated rationale and citation(s) for each revision, are provided directly in the attached Regional Water Board staff tables, in a new column on the far right. Please note that our review of the information sources was limited to written documents that were readily available to EOA (a list of the references that we cite in the attached tables is provided at the end of this memorandum). In addition to the comments provided in the attached we would also like to note the following:

- In many cases staff simply listed a proposed beneficial use and the associated reference to an information source. In such cases we request that staff provide more information regarding how data were evaluated to propose beneficial uses.
- Notwithstanding the attached comments, we believe that the designation of beneficial uses requires application of a more rigorous model than that reflected in the attached tables. We plan to provide additional information on this issue in a separate memorandum.
- Consistent with the July 2008 Orange County Superior Court Writ of Mandate to the State Water Resources Control Board and Los Angeles Regional Water Quality Control Board, each "potential" use designation should be removed and, if supported by available data, replaced with an "existing" use designation.

- In many cases staff proposes to designate creeks with REC-1 and REC-2 beneficial uses based solely on the statement that each of these uses is a "Clean Water Act 101(a)(2) default use for inland surface water body." We believe that these designations are inappropriate without first evaluating the potential for exposure of the public to creek waters. For REC-1 designations, this would include body contact with water where ingestion of water is reasonably possible. Such evaluations would need to include assessing whether there are areas of public access to a creek.

Thank you for the opportunity to work with you on this effort before the formal public comment period. We would like to discuss our comments and recommendations with you in the near future with the goal of reaching agreement on as many outstanding issues as possible before release of the draft amendment for public review. Please note that we may provide additional comments during the formal public review period.

References Cited

The following references are cited in the attached comments:

Leidy, R.A., G.S. Becker, B.N. Harvey 2005. *Historical Distribution and Current Status of Steelhead/Rainbow Trout (Oncorhynchus mykiss) in Streams of the San Francisco Estuary, California*. Center for Ecosystem Management and Restoration. 275 pp.

NMFS 2006. National Marine Fisheries Service steelhead distribution database: http://swr.nmfs.noaa.gov/cg/CCC_Steelhead_Distribution_06_2005.shp).

Oakland Museum 2007. *Creek and Watershed Map of San Mateo and Vicinity*.

SFBRWQCB 2009. January 2009 Executive Officer's Report. San Francisco Bay Regional Water Quality Control Board.

SMCWPPP 2007. *Unified Stream Assessment in Six Watersheds in San Mateo County, California*. Prepared for the San Mateo Countywide Water Pollution Prevention Program by EOA, Inc., Oakland, CA. August 2007.

SMCWPPP 2008. *Unified Stream Assessment in Seven Watersheds in San Mateo County, California*. Prepared for the San Mateo Countywide Water Pollution Prevention Program by EOA, Inc., Oakland, CA. August 2008.

WLA 2008. San Mateo County Creeks GIS Database. William Lettis and Associates.



B A S M A A

Alameda Countywide
Clean Water Program

Contra Costa
Clean Water Program

Fairfield-Suisun
Urban Runoff
Management Program

Marin County
Stormwater Pollution
Prevention Program

San Mateo Countywide
Stormwater Pollution
Prevention Program

Santa Clara Valley
Urban Runoff Pollution
Prevention Program

Vallejo
Sanitation and Flood
Control District

June 4, 2009

Peter Martin Jr.
State Water Resources Control Board
Division of Water Quality
1001 I Street
Sacramento, CA 95814

Subject: Proposed approval of Basin Plan Amendment establishing a Total Maximum Daily Load (TMDL) for PCBs in San Francisco Bay

Dear Mr. Martin:

This letter is submitted on behalf of the Bay Area Stormwater Management Agencies Association (BASMAA)¹ in response to the invitation by the State Water Resources Control Board (State Water Board) to submit comments on the proposed amendment to the Water Quality Control Plan for the San Francisco Bay Region (Basin Plan) for the San Francisco Bay PCBs TMDL (hereinafter referred to as the "proposed BPA"). The proposed BPA was developed by the California Regional Water Quality Control Board, San Francisco Bay Region (San Francisco Bay Water Board) and is attached to its Resolution R2-2008-0012.

BASMAA member agencies appreciate the opportunity to comment on the proposed BPA and commend San Francisco Bay Water Board staff on the hard work put into this challenging project. BASMAA is committed to addressing urban runoff-related impairments to beneficial uses of San Francisco Bay. We agree that reducing impairment of the Bay's beneficial uses by PCBs should be a high priority to all Bay Area public agencies and citizens. As public agencies we recognize the importance of this task, and therefore seek a fair, objective, and transparent PCBs TMDL. A TMDL development process based on the best available information, sound science, feasibility, and cost-effectiveness will help establish the legitimacy and legality of the TMDL and inspire the public's confidence.

BASMAA previously submitted comments on the PCBs TMDL to the San Francisco Bay Water Board in letters dated August 20, 2007 and January 22, 2008. We request that these comments be included as appropriate by reference in the record of the upcoming State Water Board public hearing on the PCBs TMDL. Our additional comments are presented below.

Bay Area

Stormwater Management

Agencies Association

1515 Clay Street

Suite 1400

Oakland, CA 94612

510.622.2326

www.basmaa.org

¹ BASMAA is a consortium of the eight municipal stormwater programs in the San Francisco Bay Area representing 90 agencies, including 79 cities and 6 counties. BASMAA is focused on regional challenges and opportunities to improving the quality of stormwater that flows to our local creeks, San Francisco Bay and Delta, and the Ocean. The member agencies of BASMAA are responsible for complying with the requirements of municipal separate storm sewer permits issued by the State.

Periodic Review of the TMDL and Adaptive Implementation

The proposed BPA calls for evaluation of new information and incorporation into the TMDL as needed any time within ten years. Furthermore, the proposed BPA states that San Francisco Bay Water Board staff will present an annual progress report to the San Francisco Bay Water Board on implementation of the TMDL that includes evaluation of new and relevant information that becomes available through implementation actions, monitoring, special studies, and the scientific literature. BASMAA requests public noticing of the annual updates and that stakeholders be given the opportunity to present new information at the annual updates and request modification of the TMDL as appropriate.

Cleanup of On-land PCBs Sites

BASMAA requests that the proposed BPA clarifies the roles of agencies in investigating and abating private properties that are potentially releasing soils/sediments containing PCBs to the storm drain system. Stormwater runoff management agencies and municipalities should not be held responsible for abatement of such properties. Instead, municipal agencies would be available to assist with identification of private properties with potential PCB contamination, and would report investigation results, including property locations and/or potentially responsible parties, to the San Francisco Bay Water Board and/or other appropriate regulatory agencies. These agencies would be expected to follow up on further investigation and oversee any necessary abatement.

Stormwater Runoff Implementation Cost Estimate

San Francisco Bay Water Board staff has presented Bay Area municipal wastewater management costs of approximately \$500 million annually as an upper-bound cost for stormwater dischargers to address PCBs and other pollutants of concern. This highly speculative estimate represents an annual cost well beyond anticipated future municipal resources and, according to estimates presented in the PCB TMDL staff report, is a factor of five higher than estimated total current costs associated with all aspects of urban stormwater pollution management in the Bay Area. We would like to emphasize that municipal actions to address PCBs in stormwater runoff will be constrained by available funding and that Proposition 218 severely limits the ability of local government to generate additional revenues for urban stormwater runoff programs.²

Load Reductions

Table A-5 (p. A-6) in the proposed BPA shows stormwater runoff wasteload allocations for each Bay Area county, but does not include associated load reductions, as was done in the San Francisco Bay mercury TMDL Basin Plan amendment. BASMAA requests inclusion of these load reductions by county to potentially compare to loads avoided that may be calculated by each

² Section 6 of Article XII D of the California Constitution, a part of Proposition 218, requires that property-related fees or charges shall not be imposed or increased unless such fee or charge is approved by either a majority vote of the owners of the affected properties or, at the option of the agency imposing the fee or charge, by a 2/3 vote of the voters residing in the area affected by the fee or charge.

BASMAA comments on proposed approval of Basin Plan Amendment establishing a TMDL for PCBs in San Francisco Bay

countywide stormwater program. Calculating loads avoided on a countywide basis will be a possible means of demonstrating compliance with the wasteload allocations.

BASMAA Requests to Investigate Potential PCBs Sites

BASMAA agencies previously identified several potential PCBs release sites and requested that San Francisco Bay Water Board staff work with appropriate parties (e.g., PG&E, the Department of Toxic Substances Control and the Toxics division within the San Francisco Bay Water Board) to investigate the possibility that PCBs from these sites had entered storm drains.³ One example is the Delta Star site in the City of San Carlos in San Mateo County. Relatively high levels of PCBs were found in a storm drain sediment sample collected by BASMAA agencies downstream of this site. Electrical equipment containing PCBs was formerly manufactured at the Delta Star property and PCBs have been found in soil and groundwater at the site. Thus this site may be a source of PCBs in storm drain sediments. The San Francisco Bay Water Board is the lead agency overseeing an ongoing site cleanup.

BASMAA provided San Francisco Bay Water Board staff with this information six years ago, but to the best of our knowledge actions have not been taken to further investigate and abate potential releases of PCBs to storm drains from these sites. BASMAA strongly requests that the San Francisco Bay Water Board raise its priority for addressing such sites to expedite reducing impairment of the Bay's beneficial uses by PCBs.

Thank you for the opportunity to submit these comments. Please contact me at 925-313-2373, Jon Konnan (BASMAA PCBs representative) at 510-832-2852 x.108, or Geoff Brosseau (BASMAA Executive Director) at 510-622-2326 if you have any questions.

Sincerely,



Donald P. Freitas
BASMAA Board of Directors Chair

cc: Bruce Wolfe, San Francisco Bay Water Board
Tom Mumley, San Francisco Bay Water Board
BASMAA Board of Directors
Jon Konnan, BASMAA PCBs Representative
Geoff Brosseau, BASMAA Executive Director

³ See June 27, 2003 letter to Mr. Habte-Mariam T. Kifle, California Regional Water Quality Control Board, San Francisco Bay Region, from Robert Davidson, San Mateo Countywide Stormwater Pollution Prevention Program and July 30, 2003 letter to Ms. Jan O'Hara, California Regional Water Quality Control Board, San Francisco Bay Region, from Adam Olivieri, Santa Clara Valley Urban Runoff Pollution Prevention Program.

APPENDIX F: TABLE OF CONTENTS

Template for First Half-Year Deliverables FY 2008/09

Template for Second Half-Year Deliverables FY 2008/09



First Half -Year Deliverables
 (July-December 2008)
 Due by January 20, 2009

Municipality: _____

Contact Person: _____ Phone: _____

(Please complete the following report and submit, along with a statement of certification, to Matt Fabry by the January 20, 2009 TAC meeting.)

Submittal Checklist

1. Certification Letter (signed by an authorized representative from your municipality).....

2. Municipal Government Maintenance Monthly Record Keeping Forms (Attachment A)
 Check if data submitted electronically.

| | <u>Street/Leaf</u> | <u>Storm/Litter</u> |
|----------------|--------------------------|--------------------------|
| July 2008 | <input type="checkbox"/> | <input type="checkbox"/> |
| August 2008 | <input type="checkbox"/> | <input type="checkbox"/> |
| September 2008 | <input type="checkbox"/> | <input type="checkbox"/> |
| October 2008 | <input type="checkbox"/> | <input type="checkbox"/> |
| November 2008 | <input type="checkbox"/> | <input type="checkbox"/> |
| December 2008 | <input type="checkbox"/> | <input type="checkbox"/> |

* For maintenance activities not conducted, please fill in zeros on the forms.

3. Stormwater Inspections & Violations Summary (for this reporting period - Attachment B)

4. Illicit Discharge Quarterly Summary Report: First Quarter
 (Attachment C) Second Quarter

* Please complete one form for each quarter (do not combine quarters).

5. Operations and Maintenance Information for Stormwater Treatment Measures
 form for each new and redevelopment project where post-construction, stormwater treatment
 controls have been implemented this reporting period (Attachment D)

6. Summary of Pre-Wet Season Erosion Control Inspections Form (Attachment E).....

7. Table of New Development Projects (Attachment F).....

To assist us in compiling information from all the municipalities, please also:

- Do not remove page breaks (start each component at the top of a new page).
- Write your municipality's name at the top of every page.

COMPONENT 2. MUNICIPAL GOVERNMENT MAINTENANCE ACTIVITIES

I. Tasks described in the Stormwater Management Plan and which are therefore enforceable requirements of the NPDES permit

1. Describe assistance provided to the Municipal Maintenance Subcommittee during July through December 2008. (Do not list the subcommittee meetings attended because EOA will track and include information about meeting attendance in SMCWPPP's Annual Report).

2. Check that your agency has fully completed Municipal Government Maintenance Activities monthly record-keeping forms (Attachment A) for July through December 2008. Submit completed forms if not entered electronically.
 - Paper forms for July 1 through December 31, 2008 maintenance activities are attached.
 - Electronic files on webpage for July 1 through December 31, 2008 maintenance activities are complete.

Please be sure to include estimates of the amount of leaves and litter collected by your agency, including parks and public works personnel, volunteers and/or court-referred crews.

3. Describe assistance provided to the Parks Maintenance and IPM Work Group during July through December 2008. (Do not list the subcommittee meetings attended because EOA will track and include information about meeting attendance in SMCWPPP's Annual Report).

COMPONENT 3. INDUSTRIAL AND ILLICIT DISCHARGE CONTROLS

Performance standards contained in the Stormwater Management Plan and which are therefore enforceable requirements of the NPDES permit

1. Submit completed Stormwater Inspections & Violations Summary forms (Attachment B).
 - a. How many businesses were inspected between July and December 2008?
 - b. How many inspected businesses had one or more violations using definition on the Summary Inspections & Violation Summary form?
 - c. How many businesses had a violation that was pending correction as of end of day on December 31, 2008?
2. Complete and submit the attached forms: *Illicit Discharge Inspection Quarterly Summary Report: 1st Quarter 2008/09* and *Illicit Discharge Inspection Quarterly Summary Report: 2nd Quarter 2008/09* (Attachment C).
NOTE: For each illicit discharge found please fill out the Illicit Discharge Source Identification Form (Attachment C) and retain copies of the completed Illicit Discharge Source Identification Forms at your municipality (don't submit with deliverables). The completed forms must be made available if requested in the future by the Water Board staff or its representatives.
3. Describe assistance provided to the CII Subcommittee and its Educational Outreach Work Group during July through December 2008. (Do not list the subcommittee meetings attended because EOA will track and include information about meeting attendance in SMCWPPP's Annual Report).
4. Describe your municipality's use of SMCWPPP's business educational outreach materials, such as the Tips for a Cleaner Bay booklet, Vehicle Service Facility booklet, restaurant posters, and other outreach materials for businesses.

COMPONENT 5. NEW DEVELOPMENT AND CONSTRUCTION SITE CONTROLS

I. Tasks described in the Stormwater Management Plan and which are therefore enforceable requirements of the NPDES permit.

1. Describe assistance provided to the New Development Subcommittee during July through December 2008. (Do not list the subcommittee meetings attended because EOA will track and include information about meeting attendance in SMCWPPP's Annual Report).

2. List workshops attended **other than SMCWPPP-sponsored workshops**. (EOA will track and include information about your municipality's attendance at SMCWPPP-sponsored workshops in SMCWPPP's Annual Report).

3. How many municipal staff members have received a certificate of completion from a Construction Site Stormwater Compliance workshop offered by SMCWPPP, the San Francisco Estuary Project, or the Santa Clara Valley Urban Runoff Pollution Prevention Program in the last three years? _____

II. Compliance with the Performance Standards.

1. Please include in your deliverables the 2008 Certification letter that all active construction sites have been inspected prior to the wet season. Check this box if the letter is attached or enclosed.

2. Attach a completed copy of the Summary of Pre-Wet Season Erosion Control Inspections Form (Attachment E).

III. Tasks required by Provision C.3 of SMCWPPP's NPDES permit amended on February 19, 2003.

1. Attach a copy of the completed Operations and Maintenance Information for Stormwater Treatment Measures form (Attachment D) for each new and redevelopment project where treatment measures have been implemented during this reporting period.

2. As required by Provision C.3.e.iii of SMCWPPP's amended NPDES permit, provide the following details about your municipality's Operation and Maintenance (O&M) Verification Program:
 - Provide a list or summary of O&M verification inspections conducted between July 1, 2008 and December 31, 2008. Include a summary of inspection results.

ATTACHMENT A

MUNICIPAL MAINTENANCE REPORTING FORMS

SAN MATEO COUNTYWIDE WATER POLLUTION PREVENTION PROGRAM

Municipal Government Maintenance Activities

FY 2008/09 Monthly Record Keeping Form

Month of: _____

Municipality: _____

Completed by: _____ Date: _____

| STREET CLEANING | Volume of material collected (cubic yards) | Miles swept (curb miles) |
|---|--|--------------------------|
| 1. Sweeping | | |
| Residential Areas: | _____ | _____ |
| Commercial Areas: | _____ | _____ |
| Industrial Areas: | _____ | _____ |
| Other Areas Swept: (e.g., parking lots, major arterials, etc.) | _____ | _____ |
| TOTAL | _____ | _____ |
| 2. Have you implemented any changes in your street sweeping program. (changed sweeping frequency, new equipment, etc.) | | |
| _____ | | |
| _____ | | |
| _____ | | |
| _____ | | |
| _____ | | |
| _____ | | |
| LEAF REMOVAL | | |
| Volume of leaves removed by City crews. _____ cubic yards | | |
| Leaves bagged by residents and picked up by City. _____ bags. | | |
| Check box if you do not have a leaf removal program other than routine street sweeping. <input type="checkbox"/> | | |

* Report total miles covered by sweepers including areas operated in tandem or repeated.

SAN MATEO COUNTYWIDE WATER POLLUTION PREVENTION PROGRAM

Municipal Government Maintenance Activities

FY 2008/09 Monthly Record Keeping Form

Month of: _____

Municipality: _____

Completed by: _____ Date: _____

MAINTENANCE OF STORM DRAINAGE FACILITIES

| | Inspected | | Cleaned | |
|--|-----------|-------------|---------|-------------|
| Number of storm drain inlets or curb inlets/outlets (convey storm water around street corners) | _____ | | _____ | |
| V ditches | _____ | miles | _____ | miles |
| Storm drain lines | _____ | miles | _____ | miles |
| Channels | _____ | miles | _____ | miles |
| Creeks | _____ | miles | _____ | miles |
| Culverts, cross-culverts, pipes | _____ | linear feet | _____ | linear feet |
| Number of junction boxes | _____ | | _____ | |
| Number of pump stations | _____ | | _____ | |

Other (please specify) _____

Total volume of material removed _____ cubic yards or _____ tons

Describe any observed illegal discharges or illicit connections below or check the box if activities are included in the Illicit Discharge Quarterly Summary Form.

Have you responded to complaints or noticed areas which should be targeted for more frequent cleaning?

Yes _____ No _____ If yes, explain _____

LITTER CONTROL

| | Areas Targeted | Volume Removed |
|--|----------------|----------------|
| City/County Personnel (include receptacles) | _____ _____ | _____ _____ |
| Court Referred Crews | _____ _____ | _____ _____ |
| Other (weed and rubbish Abatement removal, etc.) | _____ _____ | _____ _____ |
| Total (specify cubic yards or pounds) | | _____ |

EOA, Inc.

ATTACHMENT B

STORMWATER INSPECTIONS & VIOLATIONS SUMMARY

STORMWATER INSPECTIONS & VIOLATIONS SUMMARY (Attachment B)

Municipality:
 Period Covered By This Report: July 1, 2008 through December 31, 2008
 Period Covered by the Previous Report:
 Date:

Total Number of Inspections:
 Total Number of Violations:
 Total Follow-up Actions:
 Total Violations Corrected:
 Total Violations Pending:

| NAME ADDRESS TYPE OF BUSINESS | VIOL DATE | TYPES OF VIOLATION | | DESCRIPTION OF VIOLATION, including whether violating flow reached a creek or other waterbody (name waterbody) | ENFORCEMENT ACTIONS | | | | | | FOLLOW-UP ACTIONS | VIOLATIONS CORRECTED (YES/NO) | DATE CORRECTED |
|-------------------------------------|--------------|-----------------------|-----|---|------------------------|--------|--------|--------|--------|--------|----------------------|-------------------------------------|-------------------|
| | | PEX | NSW | | N O N E | V N | W N | I N | F N | L A | | | |
| | | | | | | | | | | | | | |
| | | | | | | | | | | | | | |
| | | | | | | | | | | | | | |
| | | | | | | | | | | | | | |
| | | | | | | | | | | | | | |
| | | | | | | | | | | | | | |
| | | | | | | | | | | | | | |

Type of Violation

PEX Pollutant Exposure
 NSW Non-Stormwater Discharge

Discharge of pollutants to storm drain system because pollutants are exposed to stormwater runoff.
 Discharge of non-stormwater materials to storm drain system. Non-stormwater discharges allowed by SMCWPPP's NPDES permit as conditionally exempted should not be identified as a NSW violation.

Enforcement Actions

| | | | |
|------|-----------------|----|-----------------|
| NONE | No Action taken | IN | Informal Notice |
| VN | Verbal Notice | FN | Formal Notice |
| WN | Warning Notice | LA | Legal Notice |

ATTACHMENT C

ILLCIT DISCHARGE QUARTERLY SUMMARY REPORT FORMS

AND

ILLCIT DISCHARGE SOURCE IDENTIFICATION FORM



(Attachment C) Illicit Discharge Inspection Quarterly Summary Report

1st Quarter 2008/09
(July-September 2008)

Municipality: _____

Contact: _____

| I. Field Activities | | | | | | | | | | | | | | | | | | | | | |
|--|---|------------------|-------------------|---------------------------------------|------------------------|--|----------------------------|------------------|--|-------------|-----------------------------------|-------------|------------------------------------|----------------|------------------------|---------------------------|---|---------------------|-------------------------|-------------------|--|
| 1. <i>Describe field surveys.</i> Number of established locations visited: Outfalls Inlets Manholes other (describe) Channel miles visited: | Industrial Areas | Commercial Areas | Residential Areas | | | | | | | | | | | | | | | | | | |
| | | | | | | | | | | | | | | | | | | | | | |
| | | | | | | | | | | | | | | | | | | | | | |
| | | | | | | | | | | | | | | | | | | | | | |
| | | | | | | | | | | | | | | | | | | | | | |
| 2. <i>List how many discharges were identified by the following methods. Include only discharges that could have been prevented by BMPs. Do not include fluid releases associated with minor traffic accidents.</i> a. During field surveys at established locations: <table style="width: 100%; border: none;"> <tr> <td style="width: 50%; padding: 5px;">_____ identified by maintenance crews</td> <td style="width: 50%; padding: 5px;">b. Calls from:</td> </tr> <tr> <td style="padding: 5px;">_____ identified by illicit discharge inspectors</td> <td style="padding: 5px;">_____ maintenance crews</td> </tr> <tr> <td></td> <td style="padding: 5px;">_____ other agencies</td> </tr> <tr> <td></td> <td style="padding: 5px;">_____ public</td> </tr> </table> | | | | _____ identified by maintenance crews | b. Calls from: | _____ identified by illicit discharge inspectors | _____ maintenance crews | | _____ other agencies | | _____ public | | | | | | | | | | |
| _____ identified by maintenance crews | b. Calls from: | | | | | | | | | | | | | | | | | | | | |
| _____ identified by illicit discharge inspectors | _____ maintenance crews | | | | | | | | | | | | | | | | | | | | |
| | _____ other agencies | | | | | | | | | | | | | | | | | | | | |
| | _____ public | | | | | | | | | | | | | | | | | | | | |
| 3. <i>List the number of times the following materials were identified.</i> <table style="width: 100%; border: none;"> <tr> <td style="width: 50%; padding: 5px;">_____ Sewage</td> <td style="width: 50%; padding: 5px;">_____ Yard Wastes</td> </tr> <tr> <td style="padding: 5px;">_____ Used Motor Oil</td> <td style="padding: 5px;">_____ Sediment and/or silt</td> </tr> <tr> <td style="padding: 5px;">_____ Antifreeze</td> <td style="padding: 5px;">_____ Concrete Cutting Slurry/Washwaters</td> </tr> <tr> <td style="padding: 5px;">_____ Fuels</td> <td style="padding: 5px;">_____ Vehicle Cleaning Washwaters</td> </tr> <tr> <td style="padding: 5px;">_____ Paint</td> <td style="padding: 5px;">_____ Building/Sidewalk Washwaters</td> </tr> <tr> <td style="padding: 5px;">_____ Concrete</td> <td style="padding: 5px;">_____ Other Washwaters</td> </tr> <tr> <td style="padding: 5px;">_____ Construction Debris</td> <td style="padding: 5px;">_____ Industrial Wastes (solvents, metals, corrosives, cooling tower blowdown, etc)</td> </tr> <tr> <td style="padding: 5px;">_____ Wall Compound</td> <td style="padding: 5px;">_____ Other (describe):</td> </tr> <tr> <td style="padding: 5px;">_____ Food Wastes</td> <td></td> </tr> </table> | | | | _____ Sewage | _____ Yard Wastes | _____ Used Motor Oil | _____ Sediment and/or silt | _____ Antifreeze | _____ Concrete Cutting Slurry/Washwaters | _____ Fuels | _____ Vehicle Cleaning Washwaters | _____ Paint | _____ Building/Sidewalk Washwaters | _____ Concrete | _____ Other Washwaters | _____ Construction Debris | _____ Industrial Wastes (solvents, metals, corrosives, cooling tower blowdown, etc) | _____ Wall Compound | _____ Other (describe): | _____ Food Wastes | |
| _____ Sewage | _____ Yard Wastes | | | | | | | | | | | | | | | | | | | | |
| _____ Used Motor Oil | _____ Sediment and/or silt | | | | | | | | | | | | | | | | | | | | |
| _____ Antifreeze | _____ Concrete Cutting Slurry/Washwaters | | | | | | | | | | | | | | | | | | | | |
| _____ Fuels | _____ Vehicle Cleaning Washwaters | | | | | | | | | | | | | | | | | | | | |
| _____ Paint | _____ Building/Sidewalk Washwaters | | | | | | | | | | | | | | | | | | | | |
| _____ Concrete | _____ Other Washwaters | | | | | | | | | | | | | | | | | | | | |
| _____ Construction Debris | _____ Industrial Wastes (solvents, metals, corrosives, cooling tower blowdown, etc) | | | | | | | | | | | | | | | | | | | | |
| _____ Wall Compound | _____ Other (describe): | | | | | | | | | | | | | | | | | | | | |
| _____ Food Wastes | | | | | | | | | | | | | | | | | | | | | |
| II. Follow-up Activities | | | | | | | | | | | | | | | | | | | | | |
| 1. <i>Describe whether sources of discharges were identified.</i> _____ Number of sources that were identified _____ Number of incidents when source of discharge was not identified | | | | | | | | | | | | | | | | | | | | | |
| 2. <i>Describe whether discharges were abated.</i> _____ Number of discharge incidents that were abated _____ Number of new discharge incidents where discharge is continuing, as of the end of the reporting period; Attach the inspection report _____ Number of continuing discharges that have already been reported in previous quarter(s). | | | | | | | | | | | | | | | | | | | | | |
| 3. <i>Describe enforcement activities conducted.</i> <table style="width: 100%; border: none;"> <tr> <td style="width: 50%; padding: 5px;">_____ Warning Notice (verbal warning)</td> <td style="width: 50%; padding: 5px;">_____ Formal Violation</td> </tr> <tr> <td style="padding: 5px;">_____ Informal Violation</td> <td style="padding: 5px;">_____ Legal Action</td> </tr> </table> | | | | _____ Warning Notice (verbal warning) | _____ Formal Violation | _____ Informal Violation | _____ Legal Action | | | | | | | | | | | | | | |
| _____ Warning Notice (verbal warning) | _____ Formal Violation | | | | | | | | | | | | | | | | | | | | |
| _____ Informal Violation | _____ Legal Action | | | | | | | | | | | | | | | | | | | | |



(Attachment C) Illicit Discharge Inspection Quarterly Summary Report

2nd Quarter 2008/09
(October-December 2008)

Municipality: _____

Contact: _____

| I. Field Activities | | | |
|---|------------------|---|-------------------|
| 1. <i>Describe field surveys.</i> | Industrial Areas | Commercial Areas | Residential Areas |
| Number of established locations visited: | | | |
| Outfalls | | | |
| Inlets | | | |
| Manholes | | | |
| other (describe) | | | |
| Channel miles visited: | | | |
| 2. <i>List how many discharges were identified by the following methods. Include only discharges that could have been prevented by BMPs. Do not include fluid releases associated with minor traffic accidents.</i> | | | |
| a. During field surveys at established locations: | | b. Calls from: | |
| _____ identified by maintenance crews | | _____ maintenance crews | |
| _____ identified by illicit discharge inspectors | | _____ other agencies | |
| | | _____ public | |
| 3. <i>List the number of times the following materials were identified.</i> | | | |
| _____ Sewage | | _____ Yard Wastes | |
| _____ Used Motor Oil | | _____ Sediment and/or silt | |
| _____ Antifreeze | | _____ Concrete Cutting Slurry/Washwaters | |
| _____ Fuels | | _____ Vehicle Cleaning Washwaters | |
| _____ Paint | | _____ Building/Sidewalk Washwaters | |
| _____ Concrete | | _____ Other Washwaters | |
| _____ Construction Debris | | _____ Industrial Wastes (solvents, metals, corrosives, cooling tower blowdown, etc) | |
| _____ Wall Compound | | _____ Other (describe): | |
| _____ Food Wastes | | | |
| II. Follow-up Activities | | | |
| 1. <i>Describe whether sources of discharges were identified.</i> | | | |
| _____ Number of sources that were identified | | | |
| _____ Number of incidents when source of discharge was not identified | | | |
| 2. <i>Describe whether discharges were abated.</i> | | | |
| _____ Number of discharge incidents that were abated | | | |
| _____ Number of new discharge incidents where discharge is continuing, as of the end of the reporting period; | | | |
| _____ Attach the inspection report | | | |
| _____ Number of continuing discharges that have already been reported in previous quarter(s). | | | |
| 3. <i>Describe enforcement activities conducted.</i> | | | |
| _____ Warning Notice (verbal warning) | | _____ Formal Violation | |
| _____ Informal Violation | | _____ Legal Action | |

Retain copies of these completed forms at
your municipality's office



Illicit Discharge Source Identification Form

Date: _____

Municipality: _____

Agency: _____

Inspector(s): _____

I. Source of Discharge

- Describe reason for conducting the investigation.
 - Conducting regularly scheduled field screening.
 - Responding to report from the public, staff, another agency, etc.
- Describe location of source of discharge (address, cross streets, physical features, etc.) _____

 Business Resident Other _____
- Name of Contact: _____
- Phone: _____

II. Discharge Summary

- Illegal Dumping
 - Illicit Connection
 - Poor Management Practices
 - Describe cause of discharge further, if appropriate. _____

- Describe frequency of discharge.
 - Continuous Discharge
 - Intermittent Discharge
 - One time incident
- Volume, if quantifiable: _____
- Describe material discharged.

| | | |
|---|---|---|
| <input type="checkbox"/> Sewage | <input type="checkbox"/> Construction Debris | <input type="checkbox"/> Vehicle Cleaning Washwaters |
| <input type="checkbox"/> Used Motor Oil | <input type="checkbox"/> Wall Compound | <input type="checkbox"/> Building/Sidewalk Washwaters |
| <input type="checkbox"/> Antifreeze | <input type="checkbox"/> Food Wastes | <input type="checkbox"/> Other Washwaters |
| <input type="checkbox"/> Fuels | <input type="checkbox"/> Yard Wastes | <input type="checkbox"/> Industrial Wastes (solvents, metals, corrosive, cooling tower blowdown, etc.) |
| <input type="checkbox"/> Paint | <input type="checkbox"/> Sediment and/or silt | <input type="checkbox"/> Other (describe): _____ |
| <input type="checkbox"/> Concrete | <input type="checkbox"/> Concrete Cutting Slurry/Washwaters | |

III. Follow-up Activities

- Describe action to be taken by discharger.
 - Discharge has been stopped.
 - Discharge cannot be stopped immediately. Describe corrective actions that will be taken by the discharger.

- Describe informational, educational, or BMP information distributed. _____

- Describe enforcement action.
 - None
 - Warning Notice
 - Informal Violation (including verbal notice)
 - Formal Violation
 - Legal Action
- Comments (did discharge reach water of state, e.g. a creek or bay?): _____

ATTACHMENT D

**OPERATION AND MAINTENANCE INFORMATION FOR STORMWATER
TREATMENT MEASURES**



Operation and Maintenance Information for Stormwater Treatment Measures (Attachment D)

Complete and submit for municipal stormwater NPDES permit reporting the following information for each new and redevelopment project where treatment measures have been implemented this reporting period.

This section to be completed by Applicant

Background Information

Location or Address: _____

Type of Land Use: Commercial Industrial Residential Public Agency

Property Owner's Name: _____

Parcel/Tract No.: _____ Lot No.: _____ APN # _____

Type of treatment measures implemented: _____

Describe locations of each treatment measure or attach map showing locations on the property:

Stormwater Treatment Measure Owner or Operator's Information:

Name: _____

Address: _____

Phone: _____ Fax: _____ Email: _____

Numeric hydraulic sizing criteria used to design each stormwater treatment measure:

- San Mateo Countywide Stormwater Pollution Prevention Program's NPDES permit's Provision C.3.d
- Other, describe: _____

Applicant's Name

Signature

Date

This section to be completed by Agency staff

More Detailed Information about Access Assurance and O&M Responsibilities:

Describe how access permission is assured for O&M verification by public agencies or their representatives (e.g., municipality, Regional Water Quality Control Board, and Mosquito Abatement District):

Indicate how responsibility for O&M is assured. Check all that apply:

- Signed statement from private entity accepting responsibility for O&M until responsibility is legally transferred.
- Signed statement from public entity assuming O&M and that the treatment measures meet all local design standards.
- Written conditions in the sales or lease agreement requiring the buyer or lessee to assume O&M (in the case of purchase and sale agreements, conditions shall survive the close of escrow).
- Written text in project conditions, covenants and restrictions for residential properties assigning O&M responsibilities to the home owners association.
- Any other legally enforceable agreement or mechanism that assigns responsibility and describe below.

Local Agency O&M Verification Program

Name of municipality or Flood Control District responsible under the NPDES permit for verifying O&M.

Describe where information documenting responsibility for O&M is kept and updated.

ATTACHMENT E

SUMMARY OF PRE-WET SEASON EROSION CONTROL INSPECTIONS FORM



Attachment E
Summary of Pre-Wet Season Erosion Control Inspections Form
Municipality Name _____

Directions: A copy of this completed form documenting your municipality's pre-wet season erosion control inspections should be included with your municipality's 2008 letter that certifies that each active construction site has been stabilized to minimize erosion and the discharge of sediment from disturbed areas prior to the FY 2008/09 wet season.

| Project Name | Project Address | Project Type r= residential (units) c=commercial i=industrial g=governmental ¹ | Does Project Have Coverage Under Statewide Construction General Permit? | Was Site Inspected by Municipal Staff? If so, provide inspection date(s) | Were Erosion and Sedimentation Control Measures Undertaken Acceptable? ² | Describe Corrections Made NN= none needed |
|--------------|-----------------|---|---|---|---|--|
| | | r <input type="checkbox"/> (____ units) c <input type="checkbox"/> i <input type="checkbox"/> g <input type="checkbox"/> | Yes <input type="checkbox"/> No <input type="checkbox"/> | Yes <input type="checkbox"/> date _____ No <input type="checkbox"/> | Yes <input type="checkbox"/> No <input type="checkbox"/> | NN <input type="checkbox"/> |
| | | r <input type="checkbox"/> (____ units) c <input type="checkbox"/> i <input type="checkbox"/> g <input type="checkbox"/> | Yes <input type="checkbox"/> No <input type="checkbox"/> | Yes <input type="checkbox"/> date _____ No <input type="checkbox"/> | Yes <input type="checkbox"/> No <input type="checkbox"/> | NN <input type="checkbox"/> |
| | | r <input type="checkbox"/> (____ units) c <input type="checkbox"/> i <input type="checkbox"/> g <input type="checkbox"/> | Yes <input type="checkbox"/> No <input type="checkbox"/> | Yes <input type="checkbox"/> date _____ No <input type="checkbox"/> | Yes <input type="checkbox"/> No <input type="checkbox"/> | NN <input type="checkbox"/> |
| | | r <input type="checkbox"/> (____ units) c <input type="checkbox"/> i <input type="checkbox"/> g <input type="checkbox"/> | Yes <input type="checkbox"/> No <input type="checkbox"/> | Yes <input type="checkbox"/> date _____ No <input type="checkbox"/> | Yes <input type="checkbox"/> No <input type="checkbox"/> | NN <input type="checkbox"/> |
| | | r <input type="checkbox"/> (____ units) c <input type="checkbox"/> i <input type="checkbox"/> g <input type="checkbox"/> | Yes <input type="checkbox"/> No <input type="checkbox"/> | Yes <input type="checkbox"/> date _____ No <input type="checkbox"/> | Yes <input type="checkbox"/> No <input type="checkbox"/> | NN <input type="checkbox"/> |
| | | r <input type="checkbox"/> (____ units) c <input type="checkbox"/> i <input type="checkbox"/> g <input type="checkbox"/> | Yes <input type="checkbox"/> No <input type="checkbox"/> | Yes <input type="checkbox"/> date _____ No <input type="checkbox"/> | Yes <input type="checkbox"/> No <input type="checkbox"/> | NN <input type="checkbox"/> |
| | | r <input type="checkbox"/> (____ units) c <input type="checkbox"/> i <input type="checkbox"/> g <input type="checkbox"/> | Yes <input type="checkbox"/> No <input type="checkbox"/> | Yes <input type="checkbox"/> date _____ No <input type="checkbox"/> | Yes <input type="checkbox"/> No <input type="checkbox"/> | NN <input type="checkbox"/> |

¹ Select one or more of the code letters that are applicable to the project site

² If no inspection was done, provide explanation in the certification letter about how the acceptability of the erosion and sedimentation control measures was determined.



Attachment E
Summary of Pre-Wet Season Erosion Control Inspections Form
Municipality Name _____

| Project Name | Project Address | Project Type r= residential (units) c=commercial i=industrial g=governmental ¹ | Does Project Have Coverage Under Statewide Construction General Permit? | Was Site Inspected by Municipal Staff? If so, provide inspection date(s) | Were Erosion and Sedimentation Control Measures Undertaken Acceptable? ² | Describe Corrections Made NN= none needed |
|--------------|-----------------|---|---|---|---|--|
| | | r <input type="checkbox"/> (____ units) c <input type="checkbox"/> i <input type="checkbox"/> g <input type="checkbox"/> | Yes <input type="checkbox"/> No <input type="checkbox"/> | Yes <input type="checkbox"/> date _____ No <input type="checkbox"/> | Yes <input type="checkbox"/> No <input type="checkbox"/> | NN <input type="checkbox"/> |
| | | r <input type="checkbox"/> (____ units) c <input type="checkbox"/> i <input type="checkbox"/> g <input type="checkbox"/> | Yes <input type="checkbox"/> No <input type="checkbox"/> | Yes <input type="checkbox"/> date _____ No <input type="checkbox"/> | Yes <input type="checkbox"/> No <input type="checkbox"/> | NN <input type="checkbox"/> |
| | | r <input type="checkbox"/> (____ units) c <input type="checkbox"/> i <input type="checkbox"/> g <input type="checkbox"/> | Yes <input type="checkbox"/> No <input type="checkbox"/> | Yes <input type="checkbox"/> date _____ No <input type="checkbox"/> | Yes <input type="checkbox"/> No <input type="checkbox"/> | NN <input type="checkbox"/> |
| | | r <input type="checkbox"/> (____ units) c <input type="checkbox"/> i <input type="checkbox"/> g <input type="checkbox"/> | Yes <input type="checkbox"/> No <input type="checkbox"/> | Yes <input type="checkbox"/> date _____ No <input type="checkbox"/> | Yes <input type="checkbox"/> No <input type="checkbox"/> | NN <input type="checkbox"/> |
| | | r <input type="checkbox"/> (____ units) c <input type="checkbox"/> i <input type="checkbox"/> g <input type="checkbox"/> | Yes <input type="checkbox"/> No <input type="checkbox"/> | Yes <input type="checkbox"/> date _____ No <input type="checkbox"/> | Yes <input type="checkbox"/> No <input type="checkbox"/> | NN <input type="checkbox"/> |
| | | r <input type="checkbox"/> (____ units) c <input type="checkbox"/> i <input type="checkbox"/> g <input type="checkbox"/> | Yes <input type="checkbox"/> No <input type="checkbox"/> | Yes <input type="checkbox"/> date _____ No <input type="checkbox"/> | Yes <input type="checkbox"/> No <input type="checkbox"/> | NN <input type="checkbox"/> |
| | | r <input type="checkbox"/> (____ units) c <input type="checkbox"/> i <input type="checkbox"/> g <input type="checkbox"/> | Yes <input type="checkbox"/> No <input type="checkbox"/> | Yes <input type="checkbox"/> date _____ No <input type="checkbox"/> | Yes <input type="checkbox"/> No <input type="checkbox"/> | NN <input type="checkbox"/> |
| | | r <input type="checkbox"/> (____ units) c <input type="checkbox"/> i <input type="checkbox"/> g <input type="checkbox"/> | Yes <input type="checkbox"/> No <input type="checkbox"/> | Yes <input type="checkbox"/> date _____ No <input type="checkbox"/> | Yes <input type="checkbox"/> No <input type="checkbox"/> | NN <input type="checkbox"/> |

ATTACHMENT F

TABLE OF NEW DEVELOPMENT PROJECTS

Table of New Development Projects¹

[[= Enter Name of Municipality =]]

| 1 | 2 | 3 | 4 | 5 | 6 | 7 | 8 | 9 | 10 | 11 | 12 | 13 | 14 | 15 | 16 |
|--|---|--|--|------------------------------|---|--|---|--|--------------------------------|--|--|---|-------------------------------------|---------------------------------|--|
| Project Name; Location (cross streets); Street Address | Name of Developer; Project Phase No. ² ; Project Description | Status of Project | Project Type ³ | Site Acreage | New or Replaced Impervious Surface Area | Source Control Measure BMPs | Site Design Measure BMPs | Post-Construction Treatment BMPs | | | | Pesticide Reduction Measures Included in Project | Alternative Compliance ⁴ | | HMP ⁵ |
| | | | | | | | | Treatment BMPs Used | Hydraulic Sizing Criteria Used | Operation & Maintenance Responsibility Mechanism | Referred to O&M Inspection Team (y/n)? | | Basis of Impracticability | Alternative Compliance Measures | |
| Private Projects | | | | | | | | | | | | | | | |
| EXAMPLE: Nirvana Estates; Property bounded by Paradise Lane, Serenity Drive, and Eternity Circle; Waterville, CA | EXAMPLE: Heavenly Homes; Phase 1; Construction of 156 single-family homes and 45 townhomes with commercial shops and underground parking. | EXAMPLE: Application submitted 12/29/03 and approved 6/06/04; Grading began 10/31/04; Construction began 5/12/06 and completed 11/30/06. | EXAMPLE: Mixed use: residential and commercial | EXAMPLE: 25 acres | EXAMPLE: 20 acres | EXAMPLE: Stenciled inlets, street sweeping, covered parking, car wash pad drains to sanitary sewer | EXAMPLE: Pervious pavement for all driveways, sidewalks, and commercial plaza | EXAMPLE: vegetated swales, detention basins, | EXAMPLE: WEF Method | EXAMPLE: Homeowners Association CCRs require implementation of approved maintenance plan. Annual O&M report will be submitted to City. | EXAMPLE: Yes | EXAMPLE: Pest-resistant landscaping, pervious paving to reduce impervious surface, incorporate stormwater detention | | | EXAMPLE: Extended detention basin |
| | | | | | | | | | | | | | | | |
| | | | | | | | | | | | | | | | |
| | | | | | | | | | | | | | | | |
| Public Projects | | | | | | | | | | | | | | | |
| EXAMPLE: Waterville Downtown Plaza; Rushing Road and Bubbling Blvd; 123 Rushing Road, Waterville, CA | EXAMPLE: City of Waterville; Capital improvement project to build plaza on roof of existing parking structure. | EXAMPLE: Negative Declaration adopted 1/15/06. Advertised for construction bids 6/26/06. Construction scheduled to begin 9/06. | EXAMPLE: Redevelopment | EXAMPLE: 1.5 acres | EXAMPLE: 1 acre | EXAMPLE: Roofed trash enclosure. Fountain designed to recirculate water-no discharge to storm drain. | EXAMPLE: Down-spouts connected to land-scaping. Pervious pavement for entire plaza area | EXAMPLE: tree wells with bioretention; planter boxes with bioretention | EXAMPLE: WEF Method | EXAMPLE: Signed statement from Waterville Public Works assuming post-construction responsibility for treatment BMP maintenance. | EXAMPLE: No | EXAMPLE: Pest-resistant landscaping, pervious paving to reduce impervious surface, incorporate stormwater detention | | | EXAMPLE: Not Required: Site located in exempt area |
| | | | | | | | | | | | | | | | |

¹ List on this table information for all Group 1 and Group 2 Projects, e.g. those that create and/or replace at least 10,000 square feet of impervious surface. Projects that create and/or replace less than 10,000 square feet of impervious surface are not required to be reported.
² If a project is being constructed in Phases, each Phase should have a separate entry.
³ Indicate project type, based on NPDES Permit Provision C.3.c categories: Commercial, Industrial, Residential, Streets/Road/Highways/Freeways, Significant Redevelopment.
⁴ If a project was granted Alternative Compliance (Provision C.3.g), report required information on the Interim Alternative Compliance Form (Attachment ____).
⁵ If hydromodification (HM) control is not required, state why not. If HM control is required, describe the control method used and attach the pre- and post-project hydrographs.



Second Half -Year Deliverables
(January – June 2009)
Due by July 21, 2009

Municipality: _____

Contact Person: _____ Phone: _____

(Please complete the following report and submit, along with a statement of certification, to Matt Fabry by the July 21, 2009 TAC meeting.)

Submittal Checklist

1. Certification Letter (signed by an authorized representative from your municipality).....

2. Municipal Government Maintenance Monthly Record Keeping Forms (Attachment A)
Check if data submitted electronically.

| | <u>Street/Leaf</u> | <u>Storm/Litter</u> |
|---------------|--------------------------|--------------------------|
| January 2009 | <input type="checkbox"/> | <input type="checkbox"/> |
| February 2009 | <input type="checkbox"/> | <input type="checkbox"/> |
| March 2009 | <input type="checkbox"/> | <input type="checkbox"/> |
| April 2009 | <input type="checkbox"/> | <input type="checkbox"/> |
| May 2009 | <input type="checkbox"/> | <input type="checkbox"/> |
| June 2009 | <input type="checkbox"/> | <input type="checkbox"/> |

* For maintenance activities not conducted, please fill in zeros on the forms.

3. Stormwater Inspections & Violations Summary (for this reporting period - Attachment B)

4. Illicit Discharge Quarterly Summary Report: Third Quarter
(Attachment C) Fourth Quarter

* Please complete one form for each quarter (do not combine quarters).

5. Operations and Maintenance Information for Stormwater Treatment Measures
form for each new and redevelopment project where post-construction, stormwater treatment
controls have been implemented this reporting period (Attachment D)

6. Table of New Development Projects (Attachment E).....

To assist us in compiling information from all the municipalities, please also:

- *Do not remove page breaks (start each component at the top of a new page).*
- *Write your municipality's name at the top of every page.*

COMPONENT 3. INDUSTRIAL AND ILLICIT DISCHARGE CONTROLS

Performance standards contained in the Stormwater Management Plan and which are therefore enforceable requirements of the NPDES permit

1. Submit completed Stormwater Inspections & Violations Summary forms (Attachment B).
 - a. How many businesses were inspected between January and June 2009?
 - b. How many inspected businesses had one or more violations using definition on the Summary Inspections & Violation Summary form?
 - c. How many businesses had a violation that was pending correction as of end of day on June 30, 2009?
2. Complete the attached forms: *Illicit Discharge Inspection Quarterly Summary Report: 3rd Quarter 2008/09* and *Illicit Discharge Inspection Quarterly Summary Report: 4th Quarter 2008/09 (Attachment C)*. **NOTE: For each illicit discharge found please fill out the Illicit Discharge Source Identification Form (Attachment C) and retain copies of these forms at your municipality (don't submit with deliverables). The completed forms must be made available if requested in the future by the Water Board staff or its representatives.**
3. Describe assistance provided to the CII Subcommittee and its Educational Outreach Work Group during January through June 2009. (Do not list the subcommittee meetings attended because EOA will track and include information about meeting attendance in SMCWPPP's Annual Report).
4. Describe your municipality's use of SMCWPPP's business educational outreach materials, such as the Tips for a Cleaner Bay and Vehicle Service Facility booklets, restaurant posters, and any other educational outreach activities for businesses.

COMPONENT 5. NEW DEVELOPMENT AND CONSTRUCTION SITE CONTROLS

I. Tasks described in the Stormwater Management Plan and which are therefore enforceable requirements of the NPDES permit.

1. Describe assistance provided to the New Development Subcommittee during January through June 2009. (Do not list the subcommittee meetings attended because EOA will track and include information about meeting attendance in SMCWPPP's Annual Report).

2. List workshops attended **other than SMCWPPP-sponsored workshops**. (EOA will track and include information about your municipality's attendance at SMCWPPP-sponsored workshops in SMCWPPP's Annual Report).

II. Tasks required by Provision C.3 of SMCWPPP's NPDES permit amended on February 19, 2003.

1. Attach a completed copy of the Operations and Maintenance Information for Stormwater Treatment Measures form (Attachment D) for each new and redevelopment project where treatment measures have been implemented during this reporting period.

2. As required by Provision C.3.e.iii of SMCWPPP's amended NPDES permit, provide the following details about your municipality's Operation and Maintenance (O&M) Verification Program:
 - Provide a list or summary of O&M verification inspections conducted between January and June 2009. Include a summary of inspection results.

 - Describe any inspection follow-up.

- Note any changes in the effectiveness of your municipality’s O&M Verification Program, since completing the 1st Half Year deliverables, or any planned changes to the O&M Verification Program not reported in the 1st Half Year deliverables.

2. Complete the Table of New Development Projects (Attachment E) for all Group 1 and 2 projects being planned or constructed during January through June 2009. **NOTE: Include information on hydromodification management for all applicable projects that create and/or replace one acre or more of impervious surface and are located in susceptible areas.**

3. **Permit Requirements Reported Annually.** The NPDES permit amendment requires reporting of the following information. These questions are asked once a year and cover the whole fiscal year:

- a. **Site Design Standards and/or Guidance Development.** List any actions that your agency has taken during the Fiscal Year, from July 2008 through June 2009, to implement the Draft Review and Analysis and Proposed Revisions of Local Site Design Standards and Guidance, which was submitted to the Regional Water Board on November 15, 2004 (Provision C.3.j). You may also list actions taken prior to this reporting period that were not previously reported.

- b. **Source Control Measures Guidance Development.** Summarize any changes made during the Fiscal Year, from July 2008 through June 2009, to the contents or use of your agency’s Local Source Control Measures list, which is based on SMCWPPP’s Model Source Control Measures Guidance Document, submitted to the Regional Water Board on August 15, 2004 (Provision C.3.k).

- c. **Alternative Certification of Adherence to Design Criteria for Stormwater Treatment Measures.** During this Fiscal Year, from July 2008 through June 2009, did your agency use this *optional* approach for allowing projects to be certified in writing by someone other than an employee of your agency as meeting the hydraulic sizing design criteria for stormwater treatment?

Yes No

If yes, please list the projects certified by someone other than an employee of your agency, and the method for verifying that the certifying person has been trained on stormwater treatment control measure design for water quality not more than three years prior to the signature date and that each certifying person understands the groundwater protection principles applicable to the project site (per Provision C.3.h of the permit amendment).

| Project Name | Method for Verifying the Certifying Person Met Provision C.3.h Criteria |
|--------------|---|
| | |
| | |

ATTACHMENT A

MUNICIPAL MAINTENANCE REPORTING FORMS

SAN MATEO COUNTYWIDE WATER POLLUTION PREVENTION PROGRAM

Municipal Government Maintenance Activities

FY 2008/09 Monthly Record Keeping Form

Month of: _____

Municipality: _____

Completed by: _____ Date: _____

| STREET CLEANING | Volume of material collected (cubic yards) | Miles swept (curb miles) |
|---|--|--------------------------|
| 1. Sweeping | | |
| Residential Areas: | _____ | _____ |
| Commercial Areas: | _____ | _____ |
| Industrial Areas: | _____ | _____ |
| Other Areas Swept: (e.g., parking lots, major arterials, etc.) | _____ | _____ |
| TOTAL | _____ | _____ |
| 2. Have you implemented any changes in your street sweeping program. (changed sweeping frequency, new equipment, etc.) | | |
| _____ | | |
| _____ | | |
| _____ | | |
| _____ | | |
| _____ | | |
| _____ | | |
| LEAF REMOVAL | | |
| Volume of leaves removed by City crews. _____ cubic yards | | |
| Leaves bagged by residents and picked up by City. _____ bags. | | |
| Check box if you do not have a leaf removal program other than routine street sweeping. <input type="checkbox"/> | | |

* Report total miles covered by sweepers including areas operated in tandem or repeated.

SAN MATEO COUNTYWIDE WATER POLLUTION PREVENTION PROGRAM

Municipal Government Maintenance Activities

FY 2008/09 Monthly Record Keeping Form

Month of: _____

Municipality: _____

Completed by: _____ Date: _____

MAINTENANCE OF STORM DRAINAGE FACILITIES

| | Inspected | | Cleaned | |
|--|-----------|-------------|---------|-------------|
| Number of storm drain inlets or curb inlets/outlets (convey storm water around street corners) | _____ | | _____ | |
| V ditches | _____ | miles | _____ | miles |
| Storm drain lines | _____ | miles | _____ | miles |
| Channels | _____ | miles | _____ | miles |
| Creeks | _____ | miles | _____ | miles |
| Culverts, cross-culverts, pipes | _____ | linear feet | _____ | linear feet |
| Number of junction boxes | _____ | | _____ | |
| Number of pump stations | _____ | | _____ | |

Other (please specify) _____

Total volume of material removed _____ cubic yards or _____ tons

Describe any observed illegal discharges or illicit connections below or check the box if activities are included in the Illicit Discharge Quarterly Summary Form.

Have you responded to complaints or noticed areas which should be targeted for more frequent cleaning?

Yes _____ No _____ If yes, explain _____

LITTER CONTROL

| | Areas Targeted | Volume Removed |
|--|----------------|----------------|
| City/County Personnel (include receptacles) | _____ | _____ |
| Court Referred Crews | _____ | _____ |
| Other (weed and rubbish Abatement removal, etc.) | _____ | _____ |
| | _____ | _____ |
| Total (specify cubic yards or pounds) | | _____ |

EOA, Inc.

ATTACHMENT B

STORMWATER INSPECTIONS & VIOLATIONS SUMMARY

STORMWATER INSPECTIONS & VIOLATIONS SUMMARY (Attachment B)

Municipality:
Period Covered By This Report: January 1, 2009 through June 30, 2009
Period Covered by the Previous Report:
Date:

Total Number of Inspections:
Total Number of Violations:
Total Follow-up Actions:
Total Violations Corrected:
Total Violations Pending:

| NAME ADDRESS TYPE OF BUSINESS | VIOL DATE | TYPES OF VIOLATION | | DESCRIPTION OF VIOLATION, including whether violating flow reached a creek or other waterbody (name waterbody) | ENFORCEMENT ACTIONS | | | | | | FOLLOW-UP ACTIONS | VIOLATIONS CORRECTED (YES/NO) | DATE CORRECTED |
|-------------------------------------|--------------|-----------------------|-----|---|------------------------|---|---|---|---|---|----------------------|-------------------------------------|-------------------|
| | | PEX | NSW | | N | V | W | I | F | L | | | |
| | | | | | | | | | | | | | |
| | | | | | | | | | | | | | |
| | | | | | | | | | | | | | |
| | | | | | | | | | | | | | |
| | | | | | | | | | | | | | |
| | | | | | | | | | | | | | |
| | | | | | | | | | | | | | |

Type of Violation

PEX Pollutant Exposure
NSW Non-Stormwater Discharge

Discharge of pollutants to storm drain system because pollutants are exposed to stormwater runoff.
 Discharge of non-stormwater materials to storm drain system. Non-stormwater discharges allowed by SMCWPPP's NPDES permit as conditionally exempted should not be identified as a NSW violation.

Enforcement Actions

| | | | |
|------|-----------------|----|-----------------|
| NONE | No Action taken | IN | Informal Notice |
| VN | Verbal Notice | FN | Formal Notice |
| WN | Warning Notice | LA | Legal Notice |

ATTACHMENT C

ILLCIT DISCHARGE QUARTERLY SUMMARY REPORT FORMS

AND

ILLCIT DISCHARGE SOURCE IDENTIFICATION FORM



(Attachment C) Illicit Discharge Inspection Quarterly Summary Report

3rd Quarter 2008/09
(January – March 2009)

Municipality: _____

Contact: _____

| I. Field Activities | | | |
|--|------------------------|---|-------------------|
| 1. Describe field surveys. | Industrial Areas | Commercial Areas | Residential Areas |
| Number of established locations visited: | | | |
| Outfalls | | | |
| Inlets | | | |
| Manholes | | | |
| other (describe) | | | |
| Channel miles visited: | | | |
| 2. List how many discharges were identified by the following methods. Include only discharges that could have been prevented by BMPs. Do not include fluid releases associated with minor traffic accidents. | | | |
| a. During field surveys at established locations: | | b. Calls from: | |
| _____ identified by maintenance crews | | _____ maintenance crews | |
| _____ identified by illicit discharge inspectors | | _____ other agencies | |
| | | _____ public | |
| 3. List the number of times the following materials were identified. | | | |
| _____ Sewage | | _____ Yard Wastes | |
| _____ Used Motor Oil | | _____ Sediment and/or silt | |
| _____ Antifreeze | | _____ Concrete Cutting Slurry/Washwaters | |
| _____ Fuels | | _____ Vehicle Cleaning Washwaters | |
| _____ Paint | | _____ Building/Sidewalk Washwaters | |
| _____ Concrete | | _____ Other Washwaters | |
| _____ Construction Debris | | _____ Industrial Wastes (solvents, metals, corrosives, cooling tower blowdown, etc) | |
| _____ Wall Compound | | _____ Other (describe): | |
| _____ Food Wastes | | | |
| II. Follow-up Activities | | | |
| 1. Describe whether sources of discharges were identified. | | | |
| _____ Number of sources that were identified | | | |
| _____ Number of incidents when source of discharge was not identified | | | |
| 2. Describe whether discharges were abated. | | | |
| _____ Number of discharge incidents that were abated | | | |
| _____ Number of new discharge incidents where discharge is continuing, as of the end of the reporting period; | | | |
| Attach the inspection report | | | |
| _____ Number of continuing discharges that have already been reported in previous quarter(s). | | | |
| 3. Describe enforcement activities conducted. | | | |
| _____ Warning Notice (verbal warning) | _____ Formal Violation | | |
| _____ Informal Violation | _____ Legal Action | | |



(Attachment C) Illicit Discharge Inspection Quarterly Summary Report

4th Quarter 2008/09
(April – June 2009)

Municipality: _____

Contact: _____

| I. Field Activities | | | | | |
|---|---|------------------|-------------------|--|---|
| <p>1. <i>Describe field surveys.</i></p> <p>Number of established locations visited:</p> <p style="padding-left: 20px;">Outfalls</p> <p style="padding-left: 20px;">Inlets</p> <p style="padding-left: 20px;">Manholes</p> <p style="padding-left: 20px;">other (describe)</p> <p>Channel miles visited:</p> | Industrial Areas | Commercial Areas | Residential Areas | | |
| | | | | | |
| | | | | | |
| | | | | | |
| | | | | | |
| <p>2. <i>List how many discharges were identified by the following methods.</i> Include only discharges that could have been prevented by BMPs. Do not include fluid releases associated with minor traffic accidents.</p> <p>a. During field surveys at established locations:</p> <p style="padding-left: 20px;">_____ identified by maintenance crews</p> <p style="padding-left: 20px;">_____ identified by illicit discharge inspectors</p> <p>b. Calls from:</p> <p style="padding-left: 20px;">_____ maintenance crews</p> <p style="padding-left: 20px;">_____ other agencies</p> <p style="padding-left: 20px;">_____ public</p> | | | | | |
| <p>3. <i>List the number of times the following materials were identified.</i></p> <table style="width:100%; border: none;"> <tr> <td style="width: 50%; border: none;"> <p>_____ Sewage</p> <p>_____ Used Motor Oil</p> <p>_____ Antifreeze</p> <p>_____ Fuels</p> <p>_____ Paint</p> <p>_____ Concrete</p> <p>_____ Construction Debris</p> <p>_____ Wall Compound</p> <p>_____ Food Wastes</p> </td> <td style="width: 50%; border: none;"> <p>_____ Yard Wastes</p> <p>_____ Sediment and/or silt</p> <p>_____ Concrete Cutting Slurry/Washwaters</p> <p>_____ Vehicle Cleaning Washwaters</p> <p>_____ Building/Sidewalk Washwaters</p> <p>_____ Other Washwaters</p> <p>_____ Industrial Wastes (solvents, metals, corrosives, cooling tower blowdown, etc)</p> <p>_____ Other (describe):</p> </td> </tr> </table> | | | | <p>_____ Sewage</p> <p>_____ Used Motor Oil</p> <p>_____ Antifreeze</p> <p>_____ Fuels</p> <p>_____ Paint</p> <p>_____ Concrete</p> <p>_____ Construction Debris</p> <p>_____ Wall Compound</p> <p>_____ Food Wastes</p> | <p>_____ Yard Wastes</p> <p>_____ Sediment and/or silt</p> <p>_____ Concrete Cutting Slurry/Washwaters</p> <p>_____ Vehicle Cleaning Washwaters</p> <p>_____ Building/Sidewalk Washwaters</p> <p>_____ Other Washwaters</p> <p>_____ Industrial Wastes (solvents, metals, corrosives, cooling tower blowdown, etc)</p> <p>_____ Other (describe):</p> |
| <p>_____ Sewage</p> <p>_____ Used Motor Oil</p> <p>_____ Antifreeze</p> <p>_____ Fuels</p> <p>_____ Paint</p> <p>_____ Concrete</p> <p>_____ Construction Debris</p> <p>_____ Wall Compound</p> <p>_____ Food Wastes</p> | <p>_____ Yard Wastes</p> <p>_____ Sediment and/or silt</p> <p>_____ Concrete Cutting Slurry/Washwaters</p> <p>_____ Vehicle Cleaning Washwaters</p> <p>_____ Building/Sidewalk Washwaters</p> <p>_____ Other Washwaters</p> <p>_____ Industrial Wastes (solvents, metals, corrosives, cooling tower blowdown, etc)</p> <p>_____ Other (describe):</p> | | | | |
| II. Follow-up Activities | | | | | |
| <p>1. <i>Describe whether sources of discharges were identified.</i></p> <p>_____ Number of sources that were identified</p> <p>_____ Number of incidents when source of discharge was not identified</p> | | | | | |
| <p>2. <i>Describe whether discharges were abated.</i></p> <p>_____ Number of discharge incidents that were abated</p> <p>_____ Number of new discharge incidents where discharge is continuing, as of the end of the reporting period;</p> <p>_____ Attach the inspection report</p> <p>_____ Number of continuing discharges that have already been reported in previous quarter(s).</p> | | | | | |
| <p>3. <i>Describe enforcement activities conducted.</i></p> <table style="width:100%; border: none;"> <tr> <td style="width: 50%; border: none;"> <p>_____ Warning Notice (verbal warning)</p> <p>_____ Informal Violation</p> </td> <td style="width: 50%; border: none;"> <p>_____ Formal Violation</p> <p>_____ Legal Action</p> </td> </tr> </table> | | | | <p>_____ Warning Notice (verbal warning)</p> <p>_____ Informal Violation</p> | <p>_____ Formal Violation</p> <p>_____ Legal Action</p> |
| <p>_____ Warning Notice (verbal warning)</p> <p>_____ Informal Violation</p> | <p>_____ Formal Violation</p> <p>_____ Legal Action</p> | | | | |

Retain copies of these completed forms at
your municipality's office



Illicit Discharge Source Identification Form

Date: _____

Municipality: _____

Agency: _____

Inspector(s): _____

I. Source of Discharge

- Describe reason for conducting the investigation.
 - Conducting regularly scheduled field screening.
 - Responding to report from the public, staff, another agency, etc.
- Describe location of source of discharge (address, cross streets, physical features, etc.) _____

 - Business Resident Other _____
- Name of Contact: _____
- Phone: _____

II. Discharge Summary

- Illegal Dumping
 - Illicit Connection
 - Poor Management Practices
 - Describe cause of discharge further, if appropriate. _____

- Describe frequency of discharge.
 - Continuous Discharge
 - Intermittent Discharge
 - One time incident
- Volume, if quantifiable: _____
- Describe material discharged.

| | | |
|---|---|---|
| <input type="checkbox"/> Sewage | <input type="checkbox"/> Construction Debris | <input type="checkbox"/> Vehicle Cleaning Washwaters |
| <input type="checkbox"/> Used Motor Oil | <input type="checkbox"/> Wall Compound | <input type="checkbox"/> Building/Sidewalk Washwaters |
| <input type="checkbox"/> Antifreeze | <input type="checkbox"/> Food Wastes | <input type="checkbox"/> Other Washwaters |
| <input type="checkbox"/> Fuels | <input type="checkbox"/> Yard Wastes | <input type="checkbox"/> Industrial Wastes (solvents, metals, corrosive, cooling tower blowdown, etc.) |
| <input type="checkbox"/> Paint | <input type="checkbox"/> Sediment and/or silt | <input type="checkbox"/> Other (describe): _____ |
| <input type="checkbox"/> Concrete | <input type="checkbox"/> Concrete Cutting Slurry/Washwaters | |

III. Follow-up Activities

- Describe action to be taken by discharger.
 - Discharge has been stopped.
 - Discharge cannot be stopped immediately. Describe corrective actions that will be taken by the discharger.

- Describe informational, educational, or BMP information distributed. _____

- Describe enforcement action.
 - None
 - Warning Notice
 - Informal Violation (including verbal notice)
 - Formal Violation
 - Legal Action
- Comments (did discharge reach water of state, e.g. a creek or bay?): _____

ATTACHMENT D

**OPERATION AND MAINTENANCE INFORMATION FOR STORMWATER
TREATMENT MEASURES**



Operation and Maintenance Information for Stormwater Treatment Measures (Attachment D)

Complete and submit for municipal stormwater NPDES permit reporting the following information for each new and redevelopment project where treatment measures have been implemented this reporting period.

This section to be completed by Applicant

Background Information

Location or Address: _____

Type of Land Use: Commercial Industrial Residential Public Agency

Property Owner's Name: _____

Parcel/Tract No.: _____ Lot No.: _____ APN # _____

Type of treatment measures implemented: _____

Describe locations of each treatment measure or attach map showing locations on the property:

Stormwater Treatment Measure Owner or Operator's Information:

Name: _____

Address: _____

Phone: _____ Fax: _____ Email: _____

Numeric hydraulic sizing criteria used to design each stormwater treatment measure:

- San Mateo Countywide Stormwater Pollution Prevention Program's NPDES permit's Provision C.3.d
- Other, describe: _____

Applicant's Name

Signature

Date

This section to be completed by Agency staff

More Detailed Information about Access Assurance and O&M Responsibilities:

Describe how access permission is assured for O&M verification by public agencies or their representatives (e.g., municipality, Regional Water Quality Control Board, and Mosquito Abatement District):

Indicate how responsibility for O&M is assured. Check all that apply:

- Signed statement from private entity accepting responsibility for O&M until responsibility is legally transferred.
- Signed statement from public entity assuming O&M and that the treatment measures meet all local design standards.
- Written conditions in the sales or lease agreement requiring the buyer or lessee to assume O&M (in the case of purchase and sale agreements, conditions shall survive the close of escrow).
- Written text in project conditions, covenants and restrictions for residential properties assigning O&M responsibilities to the home owners association.
- Any other legally enforceable agreement or mechanism that assigns responsibility and describe below.

Local Agency O&M Verification Program

Name of municipality or Flood Control District responsible under the NPDES permit for verifying O&M.

Describe where information documenting responsibility for O&M is kept and updated.

ATTACHMENT E
TABLE OF NEW DEVELOPMENT PROJECTS

Table of New Development Projects¹

[[= Enter Name of Municipality =]]

| 1 | 2 | 3 | 4 | 5 | 6 | 7 | 8 | 9 | 10 | 11 | 12 | 13 | 14 | 15 | 16 |
|--|--|---|--|--|---|--|---|---|---|--|--|--|--|---|--|
| Project Name; Location (cross streets); Street Address | Name of Developer; Project Phase No. ² ; Project Description | Status of Project | Project Type ³ | Site Acreage | New or Replaced Impervious Surface Area | Source Control Measure BMPs | Site Design Measure BMPs | Post-Construction Treatment BMPs | | | | Pesticide Reduction Measures Included in Project | Alternative Compliance ⁴ | | HMP ⁵ |
| | | | | | | | | Treatment BMPs Used | Hydraulic Sizing Criteria Used | Operation & Maintenance Responsibility Mechanism | Referred to O&M Inspection Team (y/n)? | | Basis of Impracticability | Alternative Compliance Measures | |
| Private Projects | | | | | | | | | | | | | | | |
| Enter Project Name and address | Enter Developer's name and a description of the project, including how many structures are proposed, what the structures will be used for, and any hardscape and landscape improvements. | Enter the project's status (e.g., in design review, under construction, etc.). | Enter the project's type (e.g., commercial, industrial, multi-family residential, etc.). | Enter the size of the lot or parcel(s) on which the project is located | Enter the total area (acres or square feet) of impervious surface created and/or replaced by the project. | Enter the permanent, post-construction source control measures that were or will be required. Refer to your city's Source Control Measures List or the projects conditions of approval. | Enter the site design measures that were or will be included in the project. BASMAA's Start at the Source and Chapter 4 of SMCWPPP's Provision C.3 Technical Guidance Manual (both are at www.flowstobay.org) describe site design measures. | Enter the post-construction stormwater treatment measure(s) that were or will be included. Chapter 6 of SMCWPPP's Provision C.3. Technical Guidance Manual (at www.flowstobay.org) describes stormwater treatment measures. | Enter the hydraulic sizing criteria that were or will be used to determine the size of the stormwater treatment measure(s) entered in the previous column. Sizing methods are listed in the NPDES permit's Provision C.3.d. | Enter the mechanism for assigning the responsibility for operation and maintenance (O&M), such as an O&M agreement. Refer to your municipality's or SMCWPPP's model O&M agreement, or the O&M requirements in Provision C.3.e of the NPDES permit's C.3 amendment. | Has project information been given to the municipal staff who will conduct ongoing, post-construction O&M inspections? Indicate yes or no. | Describe the various Integrated Pest Management techniques that were or will be incorporated into the project's landscape plan and landscape maintenance plan. | Were stormwater treatment measures NOT required based on impracticability? If no, enter Not Applicable. If yes, describe the basis for the impracticability determination; for example, geotechnical constraints. | Were stormwater treatment measures NOT required based on impracticability? If no, enter Not Applicable. If yes, describe how the project will achieve alternative compliance. | See SMCWPPP's HM permit amendment or the Stormwater Detention Requirements brochure to determine if HM is required. If HM is not required, enter Not Applicable. If it is required, enter which HM measure was or will be used, and attach the pre-project and post-project hydrographs. |
| EXAMPLE Nirvana Estates; Project #05-122; Property bounded by Paradise Lane, Serenity Drive, Eternity Circle; Eden, CA | EXAMPLE: Heavenly Homes; Phase 1; Construction of 156 single-family- and 45 town-homes, commercial shops, underground parking. | EXAMPLE: Application filed 1/2/04, application deemed complete 1/30/04, approved 6/06/04. Grading began 10/31/04. Construction completed 6/30/05. | EXAMPLE Mixed use: residential and commercial | EXAM-PL 25 acres; 50,000 s.f. | EXAM-PL 20 acres | EXAMPLE: Mark an X next to all that apply: <input checked="" type="checkbox"/> Stenciled inlets/ <input type="checkbox"/> Pest-resistant landscaping/ <input type="checkbox"/> Drought tolerant landscaping/ <input checked="" type="checkbox"/> Roofed trash enclosure/ <input checked="" type="checkbox"/> Street sweeping/ <input checked="" type="checkbox"/> Other source controls (Describe: car wash pad drains to sanitary sewer) | EXAMPLE: Mark an X next to all that apply: <input type="checkbox"/> Disconnected down-spouts/ <input type="checkbox"/> Reduced impervious area/ <input type="checkbox"/> Tree preservation and planting/ <input checked="" type="checkbox"/> Pervious paving/ <input type="checkbox"/> Narrow streets/ <input type="checkbox"/> Other site designs (Describe: _____) | EXAMPLE: Mark an X next to all that apply: <input type="checkbox"/> Bioretention areas/ <input checked="" type="checkbox"/> Vegetated swales/ <input type="checkbox"/> Flow-through planters/ <input checked="" type="checkbox"/> Extended detention basins/ <input type="checkbox"/> Other treatment measures (Describe: _____) | EXAMPLE: WEF Method | EXAMPLE: Mark an X next to the mechanism used: <input checked="" type="checkbox"/> O&M agreement/ <input type="checkbox"/> Conditions in sales or lease agreement/ <input type="checkbox"/> Text in conditions, covenants and restrictions (CCRs)/ <input type="checkbox"/> Signed statement by public entity assuming responsibility/ <input type="checkbox"/> Other mechanism (Describe: _____) | EXAMPLE: Yes | EXAMPLE: Pest-resistant landscaping, pervious paving to reduce impervious surface, incorporate stormwater detention | EXAMPLE: Mark an X next to all that apply: <input checked="" type="checkbox"/> Not Applicable/ <input type="checkbox"/> Geotechnical constraints/ <input type="checkbox"/> Inadequate space/ <input type="checkbox"/> Geotechnical constraints/ <input type="checkbox"/> Excessive cost/ <input type="checkbox"/> Other basis of impracticability (Describe: _____) | EXAMPLE Not applicable. | EXAMPLE: Extended detention basin at Peace Park designed using BAHM. |

Table of New Development Projects¹

[[= Enter Name of Municipality =]]

| 1 | 2 | 3 | 4 | 5 | 6 | 7 | 8 | 9 | 10 | 11 | 12 | 13 | 14 | 15 | 16 |
|---|--|----------------------|------------------------------|-----------------|---|---|---|---|--------------------------------------|---|---|--|--|---------------------------------------|------------------|
| Project Name; Location (cross streets); Street Address | Name of Developer; Project Phase No. ² ; Project Description | Status of Project | Project Type ³ | Site Acreage | New or Replaced Impervious Surface Area | Source Control Measure BMPs | Site Design Measure BMPs | Post-Construction Treatment BMPs | | | | Pesticide Reduction Measures Included in Project | Alternative Compliance ⁴ | | HMP ⁵ |
| | | | | | | | | Treatment BMPs Used | Hydraulic Sizing Criteria Used | Operation & Maintenance Responsibility Mechanism | Referred to O&M Inspection Team (y/n)? | | Basis of Impracticability | Alternative Compliance Measures | |
| | | | | | | Mark an X next to all that apply: __ Stenciled inlets/ __ Pest-resistant landscaping/ __ Drought tolerant landscaping/ __ Roofed trash enclosure/ __ Street sweeping/ __ Other source controls (Describe: _____) | Mark an X next to all that apply: __ Disconnected down-spouts/ __ Reduced impervious area/ __ Tree preservation and planting/ __ Pervious paving/ __ Narrow streets/ __ Other site designs (Describe: _____) | Mark an X next to all that apply: __ Bioretention areas/ __ Vegetated swales/ __ Flow-through planters/ __ Extended detention basins/ __ Other treatment measures (Describe: _____) | | Mark an X next to the mechanism used: __ O&M agreement/ __ Conditions in sales or lease agreement/ __ Text in conditions, covenants and restrictions (CCRs)/ __ Signed statement by public entity assuming responsibility/ __ Other mechanism (Describe: _____) | | | Mark an X next to all that apply: __ Not Applicable/ __ Geotechnical constraints/ __ Inadequate space/ __ Geotechnical constraints/ __ Excessive cost/ __ Other basis of impracticability (Describe: _____) | | |
| | | | | | | Mark an X next to all that apply: __ Stenciled inlets/ __ Pest-resistant landscaping/ __ Drought tolerant landscaping/ __ Roofed trash enclosure/ __ Street sweeping/ __ Other source controls (Describe: _____) | Mark an X next to all that apply: __ Disconnected down-spouts/ __ Reduced impervious area/ __ Tree preservation and planting/ __ Pervious paving/ __ Narrow streets/ __ Other site designs (Describe: _____) | Mark an X next to all that apply: __ Bioretention areas/ __ Vegetated swales/ __ Flow-through planters/ __ Extended detention basins/ __ Other treatment measures (Describe: _____) | | Mark an X next to the mechanism used: __ O&M agreement/ __ Conditions in sales or lease agreement/ __ Text in conditions, covenants and restrictions (CCRs)/ __ Signed statement by public entity assuming responsibility/ __ Other mechanism (Describe: _____) | | | Mark an X next to all that apply: __ Not Applicable/ __ Geotechnical constraints/ __ Inadequate space/ __ Geotechnical constraints/ __ Excessive cost/ __ Other basis of impracticability (Describe: _____) | | |
| Public Projects | | | | | | | | | | | | | | | |

Table of New Development Projects¹

[[= Enter Name of Municipality =]]

| 1 | 2 | 3 | 4 | 5 | 6 | 7 | 8 | 9 | 10 | 11 | 12 | 13 | 14 | 15 | 16 |
|---|--|---|---------------------------------------|------------------------------------|---|---|---|---|--------------------------------------|--|---|---|---|---|---|
| Project Name; Location (cross streets); Street Address | Name of Developer; Project Phase No. ² ; Project Description | Status of Project | Project Type ³ | Site Acreage | New or Replaced Impervious Surface Area | Source Control Measure BMPs | Site Design Measure BMPs | Post-Construction Treatment BMPs | | | | Pesticide Reduction Measures Included in Project | Alternative Compliance ⁴ | | HMP ⁵ |
| | | | | | | | | Treatment BMPs Used | Hydraulic Sizing Criteria Used | Operation & Maintenance Responsibility Mechanism | Referred to O&M Inspection Team (y/n)? | | Basis of Impracticability | Alterna-tive Com-pliance Measures | |
| EXAMPLE Waterville Downtown Plaza; Rushing Road and Bubbling Blvd; 123 Rushing Road, Waterville, CA | EXAMPLE: City of Waterville; Capital improvement project to build plaza on roof of existing parking structure. | EXAMPLE: Negative Declaration adopted 1/15/06. Advertised for construction bids 6/26/06. Construction scheduled to begin 9/06. | EXAMPLE: Redevelop- ment | EXAM- PLE: 1.5 acres | EXAM- PLE: 1 acre | EXAMPLE: Mark an X next to all that apply: __ Stenciled inlets/ __ Pest-resistant landscaping/ __ Drought tolerant landscaping/ __ X_Roofed trash enclosure/ __ Street sweeping/ __ Other source controls (Describe: Fountain recirculates water- no discharge to storm drain.) | EXAMPLE: Mark an X next to all that apply: __ X_Disconnected down-spouts/ __ Reduced impervious area/ __ Tree preservation and planting/ __ X_Pervious paving/ __ Narrow streets/ __ Other site designs (Describe: _____) | EXAMPLE: tree wells with bioretention; planter boxes with bioretention | EXAMPLE: WEF Method | EXAMPLE: Mark an X next to the mechanism used: __ O&M agreement/ __ Conditions in sales or lease agreement/ __ Text in conditions, covenants and restrictions (CCRs)/ __ X_Signed statement by public entity assuming responsibility/ __ Other mechanism (Describe: _____) | EXAMPLE: No | EXAMPLE: Pest-resistant landscaping, pervious paving to reduce impervious surface, incorporate stormwater detention | EXAMPLE: Mark an X next to all that apply: __ X_Not Applicable/ __ Geotechni-cal constraints/ __ Inadequate space/ __ Geotechni-cal constraints/ __ Excessive cost/ __ Other basis of impracticability (Describe: _____) | EXAMPLE Not Applicable | EXAMPLE: BAHM used to design and size stormwater treatment units so that increased runoff is detained. |
| | | | | | | Mark an X next to all that apply: __ Stenciled inlets/ __ Pest-resistant landscaping/ __ Drought tolerant landscaping/ __ Roofed trash enclosure/ __ Street sweeping/ __ Other source controls (Describe: _____) | Mark an X next to all that apply: __ Disconnected down-spouts/ __ Reduced impervious area/ __ Tree preservation and planting/ __ Pervious paving/ __ Narrow streets/ __ Other site designs (Describe: _____) | Mark an X next to all that apply: __ Bioretention areas/ __ Vegetated swales/ __ Flow- through planters/ __ Extended detention basins/ __ Other treatment measures (Describe: _____) | | Mark an X next to the mechanism used: __ O&M agreement/ __ Conditions in sales or lease agreement/ __ Text in conditions, covenants and restrictions (CCRs)/ __ Signed statement by public entity assuming responsibility/ __ Other mechanism (Describe: _____) | | | Mark an X next to all that apply: __ Not Applicable/ __ Geotechni-cal constraints/ __ Inadequate space/ __ Geotechni-cal constraints/ __ Excessive cost/ __ Other basis of impracticability (Describe: _____) | | |

Table of New Development Projects¹

[[= Enter Name of Municipality =]]

| 1 | 2 | 3 | 4 | 5 | 6 | 7 | 8 | 9 | 10 | 11 | 12 | 13 | 14 | 15 | 16 |
|---|--|----------------------|------------------------------|-----------------|---|---|---|--|--------------------------------------|--|---|--|--|---|------------------|
| Project Name; Location (cross streets); Street Address | Name of Developer; Project Phase No. ² ; Project Description | Status of Project | Project Type ³ | Site Acreage | New or Replaced Impervious Surface Area | Source Control Measure BMPs | Site Design Measure BMPs | Post-Construction Treatment BMPs | | | | Pesticide Reduction Measures Included in Project | Alternative Compliance ⁴ | | HMP ⁵ |
| | | | | | | | | Treatment BMPs Used | Hydraulic Sizing Criteria Used | Operation & Maintenance Responsibility Mechanism | Referred to O&M Inspection Team (y/n)? | | Basis of Impracticability | Alterna-tive Com-pliance Measures | |
| | | | | | | Mark an X next to all that apply: __Stenciled inlets/ __Pest-resistant landscaping/ __Drought tolerant landscaping/ __Roofed trash enclosure/ __Street sweeping/ __Other source controls (Describe: _____) | Mark an X next to all that apply: __Disconnected down-spouts/ __Reduced impervious area/ __Tree preservation and planting/ __Pervious paving/ __Narrow streets/ __Other site designs (Describe: _____) | Mark an X next to all that apply: __Bioretention areas/ __Vegetated swales/ __Flow-through planters/ __Extended detention basins/ __Other treatment measures (Describe: _____) | | Mark an X next to the mechanism used: __O&M agreement/ __Conditions in sales or lease agreement/ __Text in conditions, covenants and restrictions (CCRs)/ __Signed statement by public entity assuming responsibility/ __Other mechanism (Describe: _____) | | | Mark an X next to all that apply: __Not Applicable/ __Geotechnical constraints/ __Inadequate space/ __Geotechnical constraints/ __Excessive cost/ __Other basis of impracticability (Describe: _____) | | |
| | | | | | | Mark an X next to all that apply: __Stenciled inlets/ __Pest-resistant landscaping/ __Drought tolerant landscaping/ __Roofed trash enclosure/ __Street sweeping/ __Other source controls (Describe: _____) | Mark an X next to all that apply: __Disconnected down-spouts/ __Reduced impervious area/ __Tree preservation and planting/ __Pervious paving/ __Narrow streets/ __Other site designs (Describe: _____) | Mark an X next to all that apply: __Bioretention areas/ __Vegetated swales/ __Flow-through planters/ __Extended detention basins/ __Other treatment measures (Describe: _____) | | Mark an X next to the mechanism used: __O&M agreement/ __Conditions in sales or lease agreement/ __Text in conditions, covenants and restrictions (CCRs)/ __Signed statement by public entity assuming responsibility/ __Other mechanism (Describe: _____) | | | Mark an X next to all that apply: __Not Applicable/ __Geotechnical constraints/ __Inadequate space/ __Geotechnical constraints/ __Excessive cost/ __Other basis of impracticability (Describe: _____) | | |

¹ List on this table information for all Group 1 and Group 2 Projects, e.g. those that create and/or replace at least 10,000 square feet of impervious surface. Projects that create and/or replace less than 10,000 square feet of impervious surface are not required to be reported.

² If a project is being constructed in Phases, each Phase should have a separate entry.

³ Indicate project type, based on NPDES Permit Provision C.3.c categories: Commercial, Industrial, Residential, Streets/Road/Highways/Freeways, Significant Redevelopment.

⁴ If a project was granted Alternative Compliance (Provision C.3.g), report required information on the Interim Alternative Compliance Form (Attachment __).

⁵ If hydromodification (HM) control is not required, state why not. If HM control is required, describe the control method used and attach the pre- and post-project hydrographs.