



# Pesticide Law and Regulations

Jenny Gossett ~ San Mateo County Department of Agriculture  
SMCWPPP Landscape IPM Webinar  
March 9, 2021

# Outline of Presentation

- Pesticide Use Monitoring  
Inspection ~ What to Expect
- Most Common Violations
- Second Generation  
Rodenticide Prohibitions

# Pesticide Use Monitoring Inspection



# Pesticide Use Monitoring Inspection

- PPE
- Labeling
- Safety
- Storage



# Are You Handling Pesticides?

- Mixing/Loading
- Transferring
- Applying



- Servicing or Cleaning Equipment with Residue
- Working With Open Containers

# Pesticide Application Inspection ~ PPE

What is required by regulation? ~ CCR 6738



- One or two piece garment
- Closely woven fabric
- Covers the entire body except head, hands, and feet
- Provided by the employer as PPE

What is required by label? ~ FAC 12973

- Long Sleeved Shirt
- Long Pants
- Shoes with Socks
- Different requirements for mix/load and application?



# How to Choose Gloves

## Gloves for Handling Pesticides

Due to PPE shortage during the current COVID-19 crisis, DPR has compiled some glove-safety tips.

If you use reusable gloves, they must be the same material as label-required disposable gloves.

Chemical resistant gloves must be at least 14 mil thick<sup>†</sup>, so substitute for thicker gloves of the same material.

<sup>†</sup> except laminate and polyethylene gloves



### Glove Category Selection Key

Label Code	Materials Required by Law	Material Code
A	1,2,3,4,5,6,7,8	1: Laminate
B	1,2	2: Butyl
C	1,2,3,4,7,8	3: Nitrile
D	1,2	4: Neoprene
E	1,3,4,8	5: Natural
F	1,2,3,8	6: Polyethylene
G	1,8	7: PVC
H	1,8	8: Viton

All but Laminate and Polyethylene must be 14 mils or thicker

### Caring for Reusable Gloves

1. Inspect your gloves before putting them on. **Never wear damaged chemical resistant gloves!**
2. Wash your hands with soap and water before you put them on.
3. Wear your gloves as required by label or regulation when performing handler tasks.
4. Wash your gloved hands with soap and water before removing gloves.
5. Dry and store your clean gloves away from pesticides, in a cool dry place, and away from direct sunlight.
6. After removing gloves, wash your hands with soap and water.

***Do not touch contaminated gloves with bare hands!***

Be sure to follow 3 CCR 6738. For more information go to: [https://www.cdpr.ca.gov/docs/whs/ind\\_hygiene\\_ppe.htm](https://www.cdpr.ca.gov/docs/whs/ind_hygiene_ppe.htm)

# Pesticide Use Monitoring Inspection ~ Labeling

- Registered Label of Product
- Labeling Site/Rate
- Pesticide Container Labeling
- Service Container Labeling



# Registered Label of Product ~ CCR 6602 & FAC 12973

- Registered for Use in CA
- Ent
- (
- Information for:
- Site / Rate
- Target Species
- Environmental Hazards
- Storage and Disposal

**LABEL  
IS THE  
LAW**



The image shows a Bayer Finale Herbicide label. At the top is the Bayer logo (a green and blue circle with 'BAYER' in the center) and the product name 'Finale' in a large, bold, sans-serif font. Below this, there is a section titled 'Weeds Controlled by FINALE Herbicide'. Under this title, there are two sub-sections: 'For spot application:' and 'For broadcast application:'. The 'For spot application:' section lists two application rates: 'Apply 2 fluid ounces per gallon of water when the weed height or diameter is less than 6 inches.' and 'Apply 3 fluid ounces per gallon of water when the weed height or diameter is 6 inches or greater.' The 'For broadcast application:' section lists two application rates: 'Apply 3 quarts per acre when the weed height or diameter is less than 6 inches.' and 'Apply 4 quarts per acre when the weed height or diameter is 6 inches or greater.' Below these sections, there are two columns of weeds. The left column is titled 'Broadleaf Weeds' and lists: chickweed, clover, common cocklebur, filaree, jimsonweed, and kochia. The right column is titled 'Grasses and Sedges' and lists: barnyardgrass, cupgrass, fall panicum, giant foxtail, goosegrass, green foxtail, Johnsongrass (rhizome), lovegrass, shattercane, smallflower Alexandergrass (signal grass), stinkgrass, windgrass, and yellow foxtail. At the bottom of the label, there is a green section with white text that reads: 'IN CASE OF MEDICAL, ENVIRONMENTAL, OR TRANSPORTATION EMERGENCIES OR INQUIRIES, CALL 1-800-334-7577 (24 HOURS/DAY) For product inquiry information, call toll free: 1-800-331-2867.' Below this, it says 'Net Contents 2.5 Gallons' and '04193473 04323339C 080707AV1'. On the right side of the green section, there is a photograph of a green plant with white flowers, likely a weed.

**BAYER** **Finale**<sup>®</sup>

4. If the compatibility test shows signs of incompatibility, do not tank mix the product tested with FINALE Herbicide.

**Weeds Controlled by FINALE Herbicide**  
**For spot application:**  
Apply 2 fluid ounces per gallon of water when the weed height or diameter is less than 6 inches.  
Apply 3 fluid ounces per gallon of water when the weed height or diameter is 6 inches or greater.  
**For broadcast application:**  
Apply 3 quarts per acre when the weed height or diameter is less than 6 inches.  
Apply 4 quarts per acre when the weed height or diameter is 6 inches or greater.

<b>Broadleaf Weeds</b>		<b>Grasses and Sedges</b>	
chickweed	London rocket	barnyardgrass	lovegrass
clover	malva (little mallow)	cupgrass	shattercane
common cocklebur	marehail	fall panicum	smallflower Alexandergrass
filaree	purslane	giant foxtail	(signal grass)
jimsonweed	shepherdspurse	goosegrass	stinkgrass
kochia	smartweed	green foxtail	windgrass
		Johnsongrass (rhizome)	yellow foxtail

For spot application:

**IN CASE OF MEDICAL, ENVIRONMENTAL, OR TRANSPORTATION EMERGENCIES OR INQUIRIES, CALL 1-800-334-7577 (24 HOURS/DAY)**  
For product inquiry information, call toll free: 1-800-331-2867.

**Net Contents**  
**2.5 Gallons**  
04193473  
04323339C 080707AV1

# Pesticide Container Labeling ~ CCR 6676

- Any Container That Holds or Has Held Pesticide
  - When Stored Or Transported
    - SHALL Carry Registrant's Label



# Service Container Labeling ~ CCR 6678

- Any Container  
Other  
Than Original
  - Used to Store or  
Transport Dilute  
or Concentrated  
Pesticide



**Name & Address**  
**Pesticide Name**  
**Signal Word**

# Pesticide Use Monitoring Inspection ~ Safety

- Handler Training
- Respiratory Protection Training
- Emergency Medical Care
- Safe Equipment
- Protection of  
Persons/Animals/Property
- Decontamination Facility



# Annual Handler Training ~ CCR 6724

- Safety for You & Your Family
- Safety for Public
- Proper Use of Each Pesticide
- Risks & Symptoms of Exposure
- First Aid & Emergency Medical Care
- Your Rights as an Employee



## Safety Rules for Pesticide Handlers in Non-Agricultural Settings

The pesticide label, your training, and the Pesticide Safety Information Series (PSIS) leaflets tell you about pesticide dangers at work. You must be at least 18 years old to mix or load a pesticide that requires an air-supplied respirator, a closed system or full-body chemical-resistant clothing.



### EMERGENCY MEDICAL CARE

Your employer must make plans for emergency medical care before you start working with pesticides. If you think that pesticides made you sick or hurt you at work, immediately tell your employer. They must make sure that you are taken to a doctor right away. **DO NOT TAKE YOURSELF.**

Emergency medical care is available at:

NAME:

ADDRESS:

TELEPHONE:

If more space is needed to list medical facilities, your employer may attach a list to this leaflet and write, "See attached list" in the above space.



**REMEMBER:** You DO NOT have to pay for medical care if you get sick or hurt from pesticides at work.

**EMPLOYERS:** This is the hazard communication leaflet for pesticide handlers. Fill in the blank lines in this leaflet and display a copy of this handout at a central location in the workplace (such as an employee break room). If requested, you must read this leaflet to an employee in a language the employee understands.

# Respiratory Protection ~ CCR 6739

- Respirator Required by Label or Employer Policy
- Voluntary Use Exemption ~ Filtering Facepiece
  - Elastomeric and Employer Provided?

**TRAINING IS REQUIRED**



# Respiratory Protection Training ~ CCR 6739

- How to Select a Respirator
- Medical Evaluation
- Fit Testing
- Proper Use
- Maintenance & Storage



# Emergency Medical Care ~ CCR 6726

- Medical Facility Info **POSTED**
- Arranged by Employer
- If Exposed Employer Must Provide Immediate Transportation to Facility
- Employer Must Provide Product Names, SDSs, EPA Reg. #s, Active Ingredients, Exposure Details

EMERGENCY MEDICAL CARE IS AVAILABLE TWENTY-FOUR (24) HOURS A DAY AT THE FOLLOWING FACILITIES:

<u>HOSPITAL</u>	<u>ADDRESS</u>	<u>PHONE</u>
SETON MEDICAL CENTER	1900 Sullivan Ave. Daly City	991-6892
KAISER	1200 El Camino Rl. South San Francisco	742-2511
SETON MEDICAL CENTER	Marine Blvd. & Etheldore Moss Beach	563-7100
PENINSULA	1783 El Camino Rl. Burlingame	696-5500
SAN MATEO COUNTY GENERAL	222 W. 39th Avenue San Mateo	573-2671
MILLS MEMORIAL (Standby ER)*	100 S. San Mateo Dr. San Mateo	696-4500
*Will accept emergencies, but patients requiring overnight hospitalization will be transferred.		
KAISER	1150 Veterans Blvd. Redwood City	299-2200
SEQUOIA	170 Alameda Whipple Ave.& Alameda Redwood City	367-5541
STANFORD	300 Pasteur Dr. Palo Alto	723-5111

THE EMPLOYER SHALL MAKE **PRIOR** ARRANGEMENTS FOR EMERGENCY MEDICAL CARE FOR ALL EMPLOYEES HANDLING PESTICIDES AND SHALL **POST** IN A PROMINENT PLACE AT THE WORK SITE THE NAME, ADDRESS AND TELEPHONE NUMBER OF THE PHYSICIAN, CLINIC OR HOSPITAL EMERGENCY ROOM PROVIDING CARE.

**IMMEDIATE MEDICAL EMERGENCY:** Dial **911**  
SAN FRANCISCO BAY AREA POISON CENTER: 1-800-523-2222



# Safe Equipment ~ CCR 6742

- All Equipment Used by Employees to Apply or Mix and Load Any Pesticides
- Good Repair & Safe to Use
- No Leaks
- Clean Nozzles



# Protection of Persons/Animals/Property ~ CCR 6614



- Are there people or animals present?
- Are bees actively foraging?
- Is it windy?
- Is it raining?

# Decontamination Facility ~ CCR 6734


## **WARNING OR DANGER PESTICIDES**

- Within 100 feet of the mixing and loading site:
  - Sufficient water
  - Sufficient soap
  - Sufficient single use towels
  - One clean change of coveralls at each decontamination site



# What Does Sufficient Water Mean?

- 3 Gallons per Handler
- Running Tap within  
100 Feet





# Pesticide Use Monitoring Inspection ~ Storage

- Pesticide Storage
- PPE Storage
- Containers Secured/Attended
- Proper Pesticide Transport

# Pesticide Storage ~ CCR 668o

Prohibited  
Containers: Food,  
Drink, Household  
Products



# PPE Storage ~ CCR 6738

- All Clean PPE

- Kept separate from personal clothing



- Clean and Pesticide-free, Specifically Designated Place

# Containers Securely Locked ~ CCR 6670

- All containers or equipment that holds or has had pesticides



- Prevent Contact by Unauthorized Persons



# Proper Pesticide Transport ~ CCR 6682

Pesticides Shall Not Be  
Transported in  
Compartment with  
Persons, Feed, or Food



# DPR Business Licensing: MG vs. AgPCB

Landscape Businesses Contracted by Municipalities:

**MUST BE LICENSED as AGPCB**

in order to


Perform Pest Control in  
Rights-of-Way, Parks, Golf Courses,  
Cemeteries, and Nurseries



# AgPCB License Categories

## B: Landscape ~

**LANDSCAPE MAINTENANCE:** Control of pests in natural or planted ornamental and turf landscape areas and outside areas around buildings. Includes orchards, vacant lots, greenbelts, cemeteries, landscaped street medians, parking lots directly related to landscape areas, landscaped areas in enclosed shopping malls and indoor plants.



## C: Right-of-Way~

**RIGHT-OF-WAY:** Control of pests in the maintenance of landscaped right-of-way areas, roads, highways, power lines, telephone lines, pipelines, canals, railroads or other similar sites.

# Most Common Violations

1. PPE
2. Emergency Medical Care
3. Service Container Labeling
4. Registered Label

# Second Generation Rodenticides





# COUNTY<sub>OF</sub> SAN MATEO



(650) 363-4700

<https://agwm.smcgov.org/>